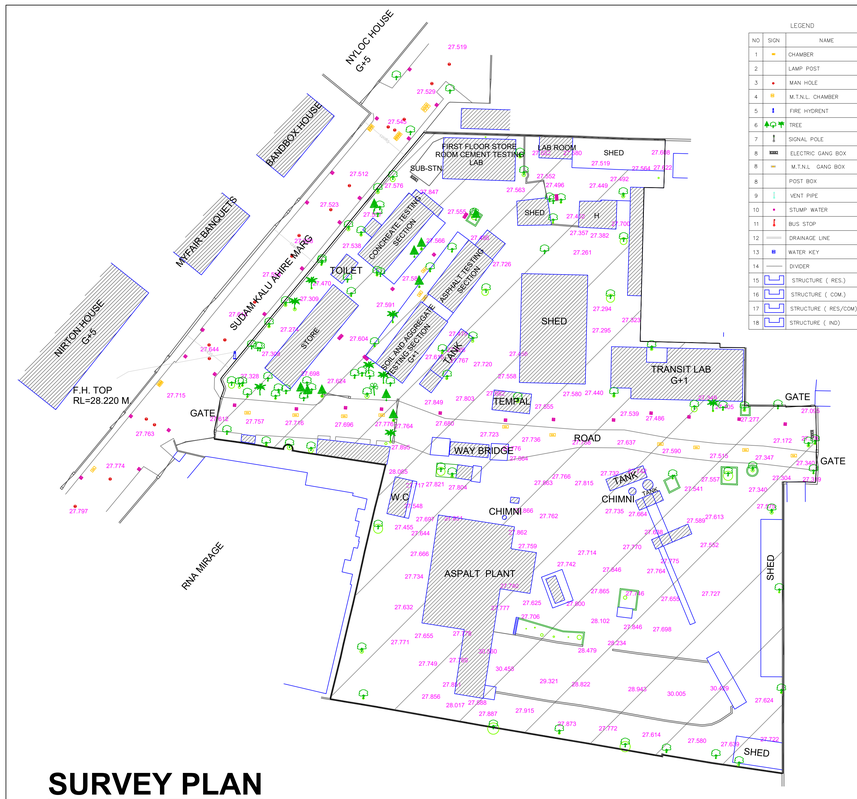

SURVEY PLAN
(SCALE: 1:500)

NO	SIGN	NAME
1		CHAMBER
2		LAMP POST
3		MAN HOLE
4		M.T.N.L. CHAMBER
5		FIRE HYDRENT
6		TREE
7		SIGNAL POLE
8		ELECTRIC GANG BOX
8		M.T.N.L. GANG BOX
8		POST BOX
9		VENT PIPE
10		STUMP WATER
11		BUS STOP
12		DRAINAGE LINE
13		WATER KEY
14		DIVIDER
15		STRUCTURE (RES.)
16		STRUCTURE (COM.)
17		STRUCTURE (RES/COM)
18		STRUCTURE (IND)

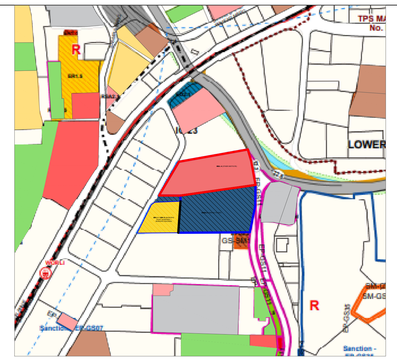

SUPERIMPOSED OF SURVEY PLAN ON DEVELOPMENT PLAN 2034
(SCALE:1:4000)

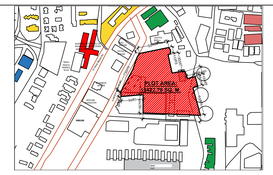

LOCATION PLAN
(SCALE: 1:4000)

GIS LOCATION PLAN
(SCALE: 1:4000)

[Home] | [Back] | [Mumbai City Web Site]

Survey Register Of Mumbai City			
Division Name	Lower Parel	**Cadastral Survey No.**	1629
C.S.Reg No.	229	**C.S.Page No.**	42
Sheet No.	**Name of the Street or Locality**	**Street No.**	**Tenure**
496,497,501	WORLI HILL ESTATE SCHEME 52	-nil-	-NIL-
Area in Sq.Meters.	**Laughton Survey No.**	**Collectors New No.**	**Collectors Rent Roll No.**
65083.9	-nil-	-nil-	-nil-
Ground Rent Due to Govt.		**Grant**	Due
0.0			0.0
Holders History			
(A)---THE MUNICIPAL CORPORATION OF THE CITY OF BOMBAY			
- LESSOR -			
-			
(B)-X-JAMNA PRASAD			
- LESSEE -			

PROPERTY CARD

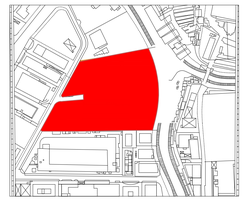

CTS PLAN
(SCALE:1:4000)

Sno.		B.U.A CALCULATION OF MATERIAL TESTING LAB,WORLI						
1		**FLOOR AREA (IN SQ MT)**	COMMON FACILTY	MTL + VIGILANCE	ROAD	OFFICE	TOTAL	CONSTRUCTED AREA
2		**Basement 1** and Access Ramp Two Wheeler and Four Wheeler Parking (2 Stack Parking)	2343				2343	2777.1
3		**Ground Floor** Testing Lab with Heavy Equipment and Common Facilities	601.4	596.15		161.3	1358.85	2089.95
4		**Podium** parking (P1 - P13)	1414.84				18392.92	24930.49
5		**14th floor** Concrete Testing Office (including Atrium) **Refuge Floor**		650.7		619.2	1297.72	2110.5
6		**15th floor** Piping Testing Lab and Vigilance Office Civil		1156.5		494.5	1643.4	2002.14
7		**16th floor** M&E Testing Lab and Vigilance Office (M&E)					1643.4	2002.14
8		**17th Floor** Façade Testing, Wind Tunnel and Fire Testing and new product testing and new Vigilance Office					1643.4	2002.14
9		**18th floor** Road Department Office 1			1643.6		1643.4	2002.14
10		**19th floor** Road Department Office 2					1643.4	2002.14
11		**20th floor** Office Area including atrium (without furniture)				1643.6	1761.14	2110.5
12		**21st floor** Office Area (**Refuge Floor)**					1177.95	2002.14
13		**22nd to 27th floor** Office Area (without furniture)				1177.9	9906.36	10010.7
14		**28th floor** Office Area (**Refuge Floor)**					1643.4	2002.14
15		**29th floor** Office Area (without furniture)					1643.4	2002.14
16		Security Rooms, Staircase Rooms, Lift Machine Rooms, Substation,						2002.14
								953.4
						TOTAL BUILT-UP AREA		**27005.82**
						TOTAL CONSTRUCTED AREA		**63001.9**

BUA STATEMENT

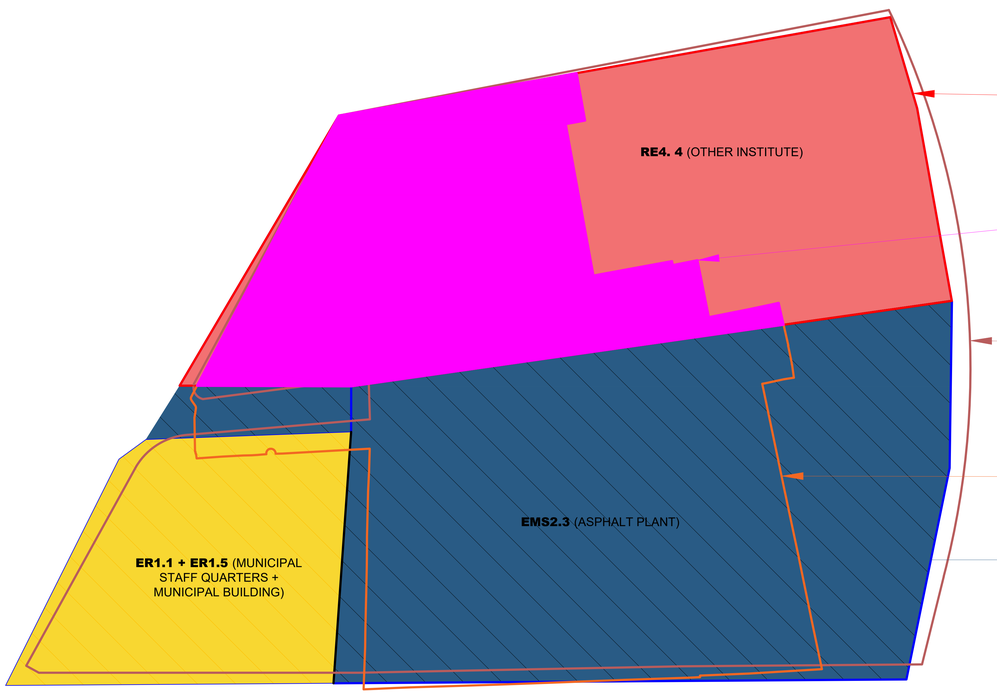

- AREA OF THE PLOT FOR MTL RE4.4 (Other Institute) AS PER DP REMARKS 2034 AREA: 9998.73 SQ. M.
- STRINGENT PLOT AREA CONSIDERING FOR MTL : 5179.80 SQ.M
- AREA OF THE PLOT AS PER CTS PLAN :24062.38 SQ.M
- AREA OF THE PLOT AS PER TOTAL STATION SURVEY AREA: 13422.79 SQ. M.
- AREA OF THE PLOT FOR ASPHALT PLANT EMS2.3(Asphalt plant- part of large existing amenities) AS PER DP REMARKS 2034 AREA: 10847.74 SQ. M.

PLAN SUPERIMPOSED WITH DP PLAN, SURVEY PLAN AND CTS PLAN
(SCALE: 1:500)

SR. NO.	COLOUR CODE	PLOT BOUNDARY	AREA SQ.M
1		AREA OF THE PLOT FOR MTL RE4.4 (Other Institute) AS PER DP REMARKS 2034	9998.73 SQ. M
2		AREA OF THE PLOT FOR ASPHALT PLANT EMS2.3(Asphalt plant- part of large existing amenities) AS PER DP REMARKS 2034 AREA	10847.74 SQ. M.
3		AREA OF THE PLOT AS PER TOTAL STATION SURVEY	13422.79 SQ. M.
4		AREA OF THE PLOT AS PER CTS PLAN	24062.38 SQ.M
5		STRINGENT PLOT AREA CONSIDERING FOR MTL	5179.80 SQ.M

PERFORMA - A				
I			AREA STATEMENT	SQ. MT.
1			GROSS AREA OF PLOT	
		(a)	AREA OF RESERVATION IN PLOT	13422.79
		(b)	Area of plot for MTL (STRINGENT PLOT AERA OF DP REMARKS & CTS PLAN)	**5179.8**
		(c)	AREA OF D.P. ROAD	NIL
2			DEDUCTIONS FOR	
	A.		FOR RESERVATION / ROAD AREA	
		(a)	ROAD SETBACK AREA TO BE HANDED OVER (100%) - [REGULATION NO. 16]	-
		(b)	PROPOSED D.P. ROAD TO BE HANDED OVER (100%) - [REGULATION NO. 16]	N.A.
		(c)	RESERVATION AREA (PLOT) TO BE HANDED OVER - [REGULATION NO. 17]	N.A.
	B.		FOR AMENITY AREA	
		(a)	AREA OF AMENITY PLOT / PLOTS TO BE HANDED OVER AS PER D.C.R. 14 (A)	N.A.
		(b)	AREA OF AMENITY PLOT / PLOTS TO BE HANDED OVER AS PER D.C.R. 14 (B)	N.A.
		(c)	AREA OF AMENITY PLOT / PLOTS TO BE HANDED OVER AS PER D.C.R. 15)	N.A.
		(d)	AREA OF AMENITY PLOT / PLOTS TO BE HANDED OVER AS PER D.C.R. 35	N.A.
	C.		DEDUCTIONS FOR EXISTING BUILT-UP AREA TO BE RETAINED IF ANY	
		(a)	LAND COMPONENT OF EXISTING BUILT-UP AREA AS PER REGULATION	N.A.
3			TOTAL DEDUCTIONS [2(A) + 2(B) + 2(C)]	
4			BALANCE AREA OF PLOT	5179.80
5			GROSS PLOT AREA UNDER DEVELOPMENT (SAME AS 4)	5179.80
6			A. ZONAL BASIC FSI	4.00
			B. Fungible FSI(35% OF ZONAL BASIC FSI)	1.40
7			Total permissible FSI (6A+6B)	**5.40**
8			PERMISSIBLE BUILT-UP AREA AS PER ZONAL BASIC F.S.I.	**27970.92**
9			ADDITIONAL BUILT-UP EQUAL TO AREA OF LAND HANDED OVER AS PER 2(A) + (2(B) EXCEPT (d))	N.A.
10			BUILT-UP AREA IN LIEU OF COST OF CONSTRUCTION OF BUILT-UP AMENITY TO BE HANDED OVER	N.A.
11			BUILT-UP AREA DUE TO "ADDITIONAL F.S.I. ON PAYMENT OF PREMIUM" AS PER TABLE NO. 12 OF REGULATION NO. 30(A) SUBJECT TO REGULATION NO. 30 (A)(3)	N.A.
12		(a)	BUILT-UP AREA DUE TO ADMISSIBLE "T.D.R." AS PER TABLE NO. 12 OF REGULATION NO. 30 (A) SUBJECT TO REGULATION NO. 30 (A)(3)	N.A.
		(b)	BUILT-UP AREA UNDER REGULATION 33(2) [(7) X 2.00 ADDITIONAL F.S.I.]	N.A.
13			PERMISSIBLE BUILT-UP AREA [(7) + (8) + (9) + (10) + (11)]	27970.92
14			PROPOSED BUILT-UP AREA	27005.82
15			T.D.R. GENERATED IF ANY AS PER REGUALTION 30 (A)	N.A.
16			FUNGIBLE COMPENSATORY AREA AS PER REGULATION NO. 31 (3)	
		(a) (i)	PERMISSIBLE FUNGIBLE BUILT-UP COMPENSATORY AREA FOR REHAB COMPONENT WITHOUT CHARGING PREMIUM	N.A.
		(ii)	FUNGIBLE COMPENSATORY AREA AVAILED FOR REHAB COMPONENET WITHOUT CHARGING PREMIUM	
		(b) (i)	PERMISSIBLE FUNGIBLE BUILT-UP COMPENSATORY AREA BY CHARGING PREMIUM	N.A.
		(ii)	FUNGIBLE BUILT-UP COMPENSATORY AREA AVAILED ON PAYMENT OF PREMIUM	
17			TOTAL BUILT-UP AREA PROPOSED INCLUDING FUNGIBLE COMPENSATORY AREA [13 + 15(a)(ii) + 15(b)(ii)]	27005.82
18			F.S.I. CONSUMED ON NET PLOT [13 /5]	5.21
II			OTHER REQUIREMENTS	
	(A)		RESERVATIONS / DESIGNATION	
		(a)	NAME OF RESERVATION	
		(b)	AREA OF RESERVATION AFFECTING THE PLOT	
		(c)	AREA OF RESERVATION LAND TO BE HANDED / HANDED OVER AS PER REGULATION NO. 17	N.A.
		(d)	BUILT-UP AREA OF AMENITY TO BE HANDED OVER AS PER REGULATION NO. 17	N.A.
		(e)	AREA / BUILT-UP AREA OF DESIGNATION	N.A.
	(B)		PLOT AREA / BUILT-UP AMENITY TO BE HANDED OVER AS PER REGULATION NO.	
		(i)	14 (A)	N.A.
		(ii)	14 (B)	N.A.
		(iii)	15	N.A.
	(C)		REQUIREMENT OF RECREATIONAL OPEN SPACE IN LAYOUT / PLOT AS PER REGULATION NO. 27	0.00
	(D)		TENEMENT STATEMENT	
		(i)	PROPOSED BUILT-UP AREA [13 ABOVE]	
		(ii)	LESS DEDUCTION OF NON-RESIDENTIAL AREA (SHOP, ETC.)	
		(iii)	AREA AVAILABLE FOR TENEMENTS [(i) - (ii)]	
		(iv)	TENEMENTS PERMISSIBLE (DENSITY OF TENEMENTS / HECTARE)	
		(v)	TOTAL NO. OF TENEMENTS PROPOSED ON THE PLOT	
	(E)		PARKING STATEMENT	
		(i)	PARKING REQUIRED BY REGULATIONS FOR	
			CAR	380.4
			SCOOTER / MOTOR CYCLE	0
			OUTSIDERS (VISITORS)	0
		(ii)	COVERED GARAGE PERMISSIBLE	N.A.
		(iii)	COVERED GARAGES PROPOSED	N.A.
			CAR	448
			SCOOTER / MOTOR CYCLE	19
			OUTSIDERS (VISITORS)	N.A.
		(iv)	TOTAL PARKING PROVIDED	
	(F)		TRANSPORT VEHICLES PARKING	
		(i)	SPACES FOR TRANSPORT VEHICLES PARKING REQUIRED BY REGULATIONS	N.A.
		(ii)	TOTAL NO. OF TRANSPORT VEHICLES PARKING PROVIDED	N.A.

REQUIRED PARKING
TOTAL OFFICE AREA = 27005.82 SQM
UPTO 1500 SQMT = 40 NO. OF CARS
(TOTAL OFFICE AREA - 1500)/75 = 340.07
TRANSPORT VEHICLES = 4 NO.
VISITORS PARKING 10% OF TOTAL = 44.8
TOTAL NO. OF CARS PARKING = 388.4 cars

Parking Statement		
	Car	**Scooter**
Basement-01	98	19
Robotic Parking P1-P13	450	
Ground	0	0
Total	**548**	**19**
	Dimension	**Area (sq.m.)**
Area for one car	2.5x5.0	12.5
Area for one scooter	2mx1.2m	2.4
Area for Total Car		6850
Area for Total Scooter		45.6
total Parking Area		6895.6

R1 - REVISED DESIGN SCHEME SHEET 1 OF 13

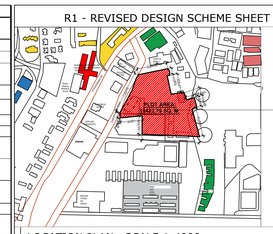

PLOT AREA : 13422.79 sqm

LOCATION PLAN SCALE 1:4000

CONTENT OF SHEET :

1. SURVEY PLAN
2. SITE SUPERIMPOSITION
3. DP REMARKS
4. LOCATION PLAN
5. GIS PLAN
6. PLOT AREA DIAGRAM & CALCULATION
7. PERFORMA - A
8. PARKING AREA STATEMENT
9. PR CARD
10. CTS PLAN

SE-BP	AE-BP	EE-BP

CERTIFICATE

"THIS IS TO CERTIFY THAT THE SCOPE OF WORK HAS BEEN EXPLAINED TO ME BY THE ARCHITECT / CONSULTANT AND CONSIDERING THE BUDGET PROVISION THEREFORE I AM SATISFIED WITH THE PROJECT PROPOSAL"

ARCHITECT MASTER & ASSOCIATES	MUNICIPAL ARCHITECT

REVISION	DATE	DESCRIPTION	BY
R0	22/08/2024	FINAL SHEETS FOR APPROVAL	SABAH

FILE PATH :G:\AR.PRATIKSHA 2021-2023\OTHER PROJECTS\1903- MATERIAL TESTING LAB\9. R9-DRAWINGS REVISED AS PER bp special cell COMMENTS discussed ON DTD.20-03-2024\CAD

TYPE OF DWG : APPROVAL DRAWING

CLIENT:(MCGM)
MUNICIPAL CORPORATION OF GREATER MUMBAI (MCGM)

TITLE OF DRAWING : SITE ANALYSIS FOR MATERIAL TESTING LABORATORY, WORLI FOR APPROVAL

JOB TITLE : MATERIAL TESTING LABORATORY,WORLI

DRAWN BY : PRATIKSHA

CHECKED BY: UDM

SCALE: AS MENTIONED

DATE:22/08/2024

PROJECT CODE: 1903

DRAWING NO:1903-501

REVISION NO:R1

R0 - REVISED DESIGN SCHEME SHEET 1 OF 13

STATUS

PRINTS ISSUED TO											
PRINTS ISSUED FOR											
NO. OF PRINTS											
DATE											
BY											

COLOURING OF PLANS AS PER DCPR-34

	THICK BLACK PLOT BOUNDARY		RED DOTTED DRAINAGE & SEWERAGE WORK
	GREEN EXISTING STREET		BLUE DOTTED THIN WATER SUPPLY
	GREEN DOTTED FUTURE STREET		RED HATCHED DEVIATIONS
	THICK BLACK DOTTED PERM. BLDG		GREEN WASH RECREATION GROUND
	NO COLOUR OPEN SPACES		BURNT SIENNA ROADS & SETBACKS
	YELLOW HATCHED DEMOLISHED WORK		APPROPRIATE COLOUR CODE RESERVATIONS
	RED FILLED PROPOSED WORK		

STATUS

MASTER & ASSOCIATES
ARCHITECTS, INTERIOR DESIGNERS & PROJECT MANAGEMENT CONSULTANTS

MUMBAI
HAMAM HOUSE,34-38 AMBALAL DOSHI MARG, MUMBAI - 400 001, India.
PHONE NO +91-22-2265 4606 / 4736 FAX 22700173
EMAIL ADD : • udaymaster@rediffmail.com • udaymaster@gmail.com

ALGIERS
SLIMANE ABD-ELAZIZ, CITE 18 LOGEMENTS BLOC - B1, N °3 CILLE DE REHMANIA, ZERALDA ALGIERS.
PHONE NO 00213-071076049
EMAIL ADD : udaymasterarjeria@gmail.com
MOBILE : 213-93397968

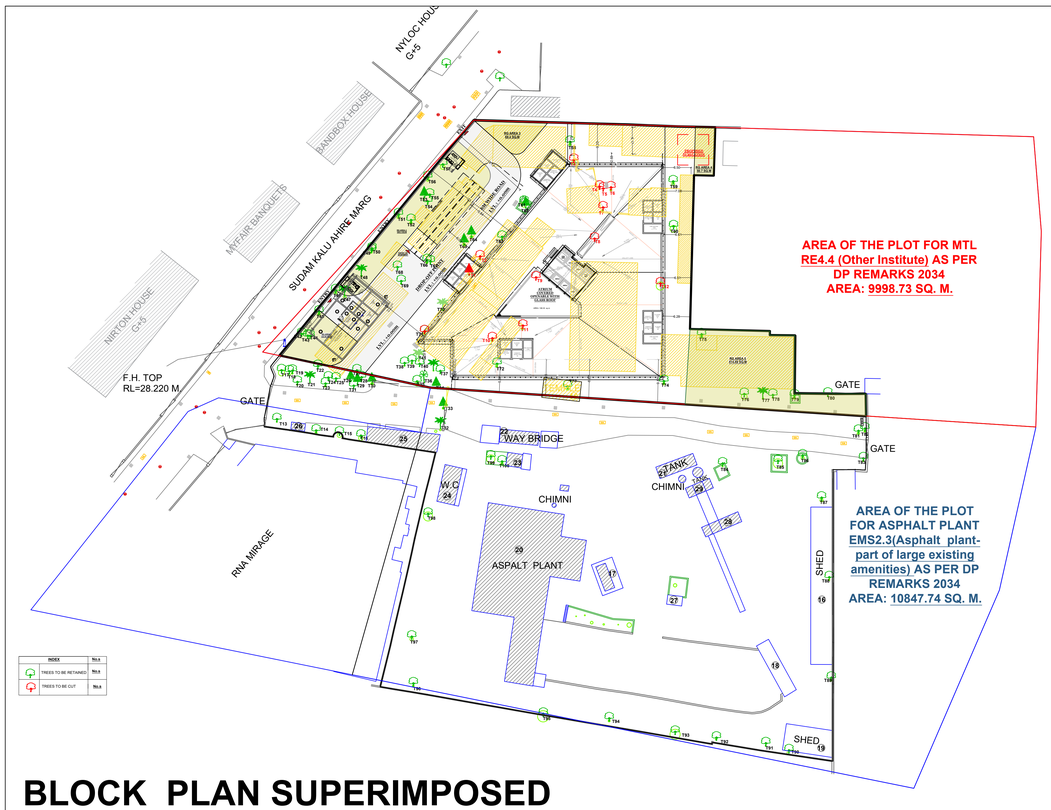

BLOCK PLAN SUPERIMPOSED ON SURVEY PLAN

(SCALE: 1:500)

TREE INVENTORY FOR GETTING TREES CUT FOR PROPOSED DEMOLITION & RECONSTRUCTION OF MATERIAL TESTING LAB, WORLI

Sr.No	Trees No.	Variety	App. Diameter	App. Girth	App. Height	Reasons for getting affected on proposed building
1	T1	Ashoka	0.509	1.6	9 mtr	Tree exist on proposed structure - Staircase
2	T2	Pterosperum acerifolium (Kanak Champa)	0.318	1	7.5 mtr	Tree exist on proposed structure - Staircase
3	T3	Peepal	0.572	1.8	8 mtr	Tree exist on proposed structure -Working Office
4	T4	Tree	0.254	0.8	6.5 mtr	Tree exist on proposed structure -Working Office
5	T5	Mango Tree	0.14	0.44	6 mtr	Tree exist on proposed structure - Working Office
6	T6	Tree	0.334	1.05	8 mtr	Tree exist on proposed structure -Working Office
7	T7	Tree	0.222	0.7	6.5 mtr	Tree exist on proposed structure - Toilet
8	T8	Banyan Tree	1.209	3.8	7 mtr	Tree exist on proposed structure - Toilet Duct
9	T9	Camphor tree	1.114	3.5	7.5 mtr	Tree exist on proposed structure - Atrium
10	T10	Mimuscops elengi	0.318	1	8.5 mtr	Tree exist on proposed structure - Lobby
11	T11	Tree	0.381	1.2	6.5 mtr	Tree exist on proposed structure - Lobby
12	T12	Rain tree	0.477	1.5	8.5 mtr	Tree exist on proposed structure - Tanks

STRUCTURES TO BE DEMOLISHED

Sr.No	Structure No.	Name	Area of the Structure		
1	1	Store	190.34 sq.m		
2	2	Toilet	20.28 sq.m		
3	3	Concrete testing section	226.93 sq.m		
4	4	Soil and aggregate testing section	199.41 sq.m		
5	5	Asphalt testing section	198.49 sq.m		
6	6	Tank	54.65 sq.m		
7	7	Sub-station	46.89 sq.m		
8	8	First-floor store room cement testing	159.30 sq.m		
9	9	Lab room	37.52 sq.m		
10	10	Shed	149.95 sq.m		
11	11	H	54.69 sq.m		
12	12	STR	79.69 sq.m		
13	13	Shed	383.56 sq.m		
14	14	Transit Lab (G+1)	352.10 sq.m		

STRUCTURES TO BE RETAINED

Sr.No	Structure No.	Name	Area of the Structure		
15	15	Temple	39.99 sq.m		
16	16	Shed	178.95 sq.m		
17	17	STR	38.44 sq.m		
18	18	STR	42.39 sq.m		
19	19	Shed	68.33 sq.m		
20	20	Asphalt Plant	601.39 sq.m		
21	21	Tank	25.85 sq.m		
22	22	Way bridge	60.58 sq.m		
23	23	STR	33.23 sq.m		
24	24	W.C	44.73 sq.m		
25	25	STR	62.87 sq.m		
26	26	STR	55.09 sq.m		
27	27	STR	7.65 sq.m		
28	28	STR	22.01 sq.m		
29	29	Tank	14.53 sq.m		

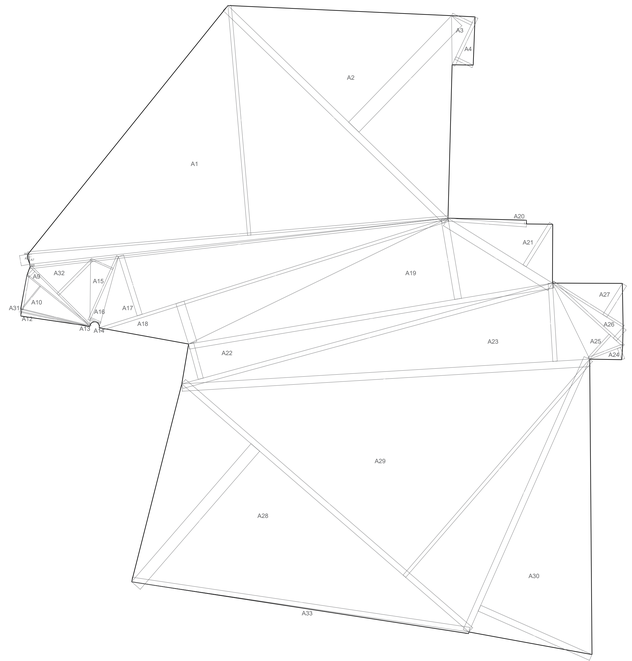

TOTAL PLOT AREA DIAGRAM

(SCALE: 1:500)

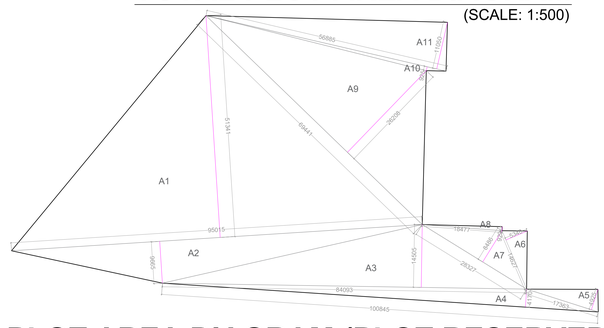

PLOT AREA DIAGRAM (PLOT RESERVED FOR MATERIAL TESTING LAB)

SCALE:1:500

PLOT AREA CALCULATION

PLOT AREA CALCULATION AS PER TRIANGULATION METHOD

SR. NO.	NOTATION	FACTOR	DIMENSIONS (M) BASE	HEIGHT	AREA (SQ. M.)
1	A1	0.5	97.34	53.27	2592.65
2	A2	0.5	70.68	34.18	1207.92
3	A3	0.5	12.25	5.02	30.75
4	A4	0.5	12.25	4.43	27.13
5	A5	0.5	2.37	0.28	0.33
6	A6	0.5	2.37	0.28	0.33
7	A7	0.5	97.34	2.37	115.35
8	A8	0.5	97.16	0.59	28.42
9	A9	0.5	19.49	1.94	18.91
10	A10	0.5	18.69	6.93	64.76
11	A11	0.5	7.92	0.71	2.81
12	A12	0.5	16.25	1.07	8.69
13	A13				0.98
14	A14				0.86
15	A15	0.5	16.17	5.85	47.30
16	A16	0.5	16.17	2.46	19.89
17	A17	0.5	84.43	14.36	606.21
18	A18	0.5	84.43	9.77	412.44
19	A19	0.5	85.18	18.76	798.99
20	A20	0.5	18.16	0.88	7.95
21	A21	0.5	28.39	11.56	164.09
22	A22	0.5	88.7	8.46	375.20
23	A23	0.5	94.37	18.06	852.16
24	A24	0.5	8.13	2.77	11.26
25	A25	0.5	21.84	7.26	79.28
26	A26	0.5	21.84	3.36	36.69
27	A27	0.5	19.24	8.50	81.77
28	A28	0.5	87.62	42.16	1847.03
29	A29	0.5	87.62	65.91	2887.52
30	A30	0.5	68.91	28.09	967.84
31	A31	0.5	16.39	0.47	3.82
32	A32	0.5	19.49	11.00	107.20
33	A33	0.5	78.73	0.41	16.27
			TOTAL		13422.79

PLOT AREA CALCULATION AS PER TRIANGULATION METHOD

SR. NO.	NOTATION	FACTOR	DIMENSIONS (M) BASE	HEIGHT	AREA (SQ. M.)
1	A1	0.5	95.015	51.34	2439.08
2	A2	0.5	95.015	9.67	459.16
3	A3	0.5	84.093	14.51	609.88
4	A4	0.5	100.84	4.17	210.25
5	A5	0.5	17.363	4.93	42.76
6	A6	0.5	14.627	5.34	39.05
7	A7	0.5	28.327	8.49	120.19
8	A8	0.5	18.477	0.93	8.58
9	A9	0.5	69.441	26.21	909.95
10	A10	0.5	56.89	0.93	26.31
11	A11	0.5	56.89	11.06	314.57
			TOTAL		5179.80

PLOT AREA CALCULATION (PLOT RESERVED FOR MATERIAL TESTING LAB)

RG AREA STATEMENT

RG AREA STATEMENT- REQUIRED & PROPOSED		
1	PLOT AREA FOR MTL	5179.08
2	REQUIRED RG (20%)	1035.816
3	PROPOSED RG	1117.31

SR.NO.	RG	AREA IN SQ.M	LEVEL	FLOOR
3.1	RG1	122.83	0.00 MLVL	GROUND FLOOR
3.2	RG2	360.30	0.00 MLVL	GROUND FLOOR
3.3	RG3	69.40	0.00 MLVL	GROUND FLOOR
3.4	RG4	50.70	0.00 MLVL	GROUND FLOOR
3.5	RG5	514.08	0.00 MLVL	GROUND FLOOR

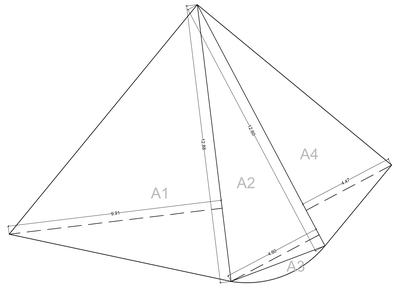

RG-1 AREA DIAGRAM

SCALE:1:100

RG AREA CALCULATION FOR RG1				
DESCRIPTION	DIMENSIONS IN MM FACTOR	BASE	HEIGHT	AREA IN (SQ.M.)
A1	0.5	12.88	9.91	63.82
A2	0.5	12.6	4.6	28.98
A3	-	-	-	1.93
A4	0.5	12.6	4.47	28.16
TOTAL AREA				122.89

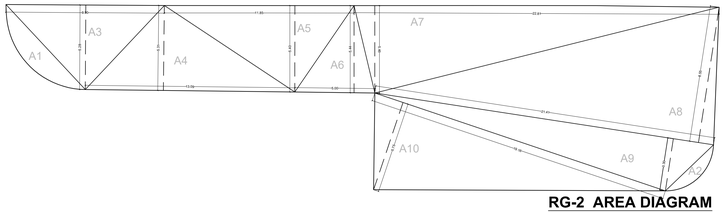

RG-2 AREA DIAGRAM

SCALE:1:100

RG AREA CALCULATION FOR RG4				
DESCRIPTION	DIMENSIONS IN MM FACTOR	BASE	HEIGHT	AREA IN (SQ.M.)
A1	0.5	12	4.24	25.44
A2	0.5	12	4.22	25.32
				50.76

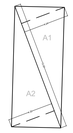

RG-4 AREA DIAGRAM

SCALE:1:200

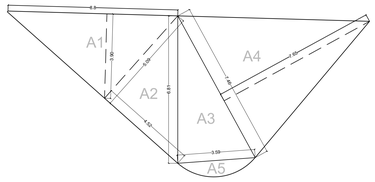

RG-3 AREA DIAGRAM

SCALE:1:200

RG AREA CALCULATION FOR RG3				
DESCRIPTION	DIMENSIONS IN MM FACTOR	BASE	HEIGHT	AREA IN (SQ.M.)
A1	0.5	3.9	8.8	17.16
A2	0.5	5.09	4.52	11.50
A3	0.5	6.81	3.59	12.22
A4	0.5	7.65	7.46	28.53
A5	-	-	-	1.87
TOTAL AREA				69.42

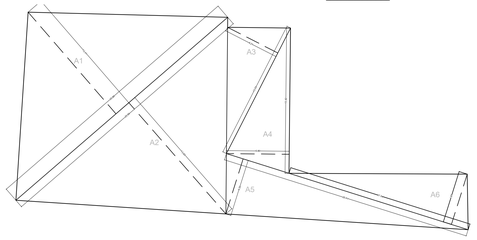

RG-5 AREA DIAGRAM

SCALE:1:200

RG AREA CALCULATION FOR RG2				
DESCRIPTION	DIMENSIONS IN MM FACTOR	BASE	HEIGHT	AREA IN (SQ.M.)
A1	0.5			7.70
A2	0.5			2.40
A3	0.5	9.9	5.28	26.14
A4	0.5	5.31	13.09	34.75
A5	0.5	11.85	5.4	32.00
A6	0.5	5.44	5	13.60
A7	0.5	5.46	22.8	62.24
A8	0.5	21.41	8.55	91.53
A9	0.5	21.41	3.3	35.33
A10	0.5	19.16	5.75	55.09
TOTAL AREA				360.77

RG AREA CALCULATION FOR RG5				
DESCRIPTION	DIMENSIONS IN MM FACTOR	BASE	HEIGHT	AREA IN (SQ.M.)
A1	0.5	25.86	12.41	160.46
A2	0.5	25.86	13.63	176.24
A3	0.5	13.03	5.21	33.94
A4	0.5	13.42	5.8	38.92
A5	0.5	23.41	5.33	62.39
A6	0.5	4.87	17.34	42.22
TOTAL AREA				514.17

R0 APPROVAL DRAWING - SHEET NO : 02 OF 13

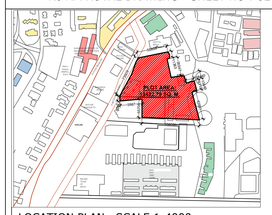

PLOT AREA : 13422.79 sqm

LOCATION PLAN SCALE 1:4000

CONTENT OF SHEET :

1. SURVEY PLAN (WITH EXISTING TREES AND STRUCTURE DEMARCATION)
2. PLOT AREA DIAGRAM AND CALCULATION .
3. RG AREA DIAGRAM AND CALCULATION.

SE-BP | AE-BP | EE-BP

CERTIFICATE

"THIS IS TO CERTIFY THAT THE SCOPE OF WORK HAS BEEN EXPLAINED TO ME BY THE ARCHITECT / CONSULTANT AND CONSIDERING THE BUDGET PROVISION THEREFORE I AM SATISFIED WITH THE PROJECT PROPOSAL"

ARCHITECT MASTER & ASSOCIATES | MUNICIPAL ARCHITECT

REVISION	DATE	DESCRIPTION	BY
R0	10/08/2023	FINAL SHEETS FOR APPROVAL	SABAH

FILE PATH : G:\AR.PRATIKSHA 2021-2023\OTHER PROJECTS\1903- MATERIAL TESTING LAB\9. R9-DRAWINGS REVISED AS PER bp special cell COMMENTS discussed ON DTD.20-03-2024\CAD

TYPE OF DWG : APPROVAL DRAWING

CLIENT:(MCGM) MUNICIPAL CORPORATION OF GREATER MUMBAI (MCGM)

TITLE OF DRAWING : SURVEY PLAN, PLOT AREA DIAGRAM AND RG AREA CALCULATION FOR MATERIAL TESTING LABORATORY, WORLI FOR APPROVAL

JOB TITLE : MATERIAL TESTING LABORATORY,WORLI

DRAWN BY : PRATIKSHA | PROJECT CODE: 1903

CHECKED BY: UDM | DRAWING NO:1903-502

SCALE: AS MENTIONED | DATE:10/08/2024 | REVISION NO:R0

R0 APPROVAL DRAWING - SHEET NO : 02 OF 13

STATUS

PRINTS ISSUED TO													
PRINTS ISSUED FOR													
NO. OF PRINTS													
DATE													
BY													

COLOURING OF PLANS AS PER DCPR-34

THICK BLACK PLOT BOUNDARY	RED DOTTED DRAINAGE & SEWERAGE WORK
GREEN EXISTING STREET	BLUE DOTTED THIN WATER SUPPLY
GREEN DOTTED FUTURE STREET	RED HATCHED DEVIATIONS
THICK BLACK DOTTED PERM. BLDG	GREEN WASH RECREATION GROUND
NO COLOUR OPEN SPACES	BURNT SIENNA ROADS & SETBACKS
YELLOW HATCHED DEMOLISHED WORK	APPROPRIATE COLOUR CODE RESERVATIONS
RED FILLED PROPOSED WORK	

STATUS

MASTER & ASSOCIATES
ARCHITECTS, INTERIOR DESIGNERS & PROJECT MANAGEMENT CONSULTANTS

MUMBAI
HAMAM HOUSE,34-38 AMBALAL DOSHI MARG, MUMBAI - 400 001, India.
PHONE NO +91-22-2265 4606 / 4736 FAX 22700173
EMAIL ADD : • udaymaster@rediffmail.com • udaymaster@gmail.com

ALGIERS
SLIMANE ABD ELAZIZ, CITE 18 LOGEMENTS BLOC - B1, N °3, CELLE DE REHMANIA, ZERALDA ALGIERS.
PHONE NO 00213-071076049
EMAIL ADD : udaymasterdzalgeria@gmail.com
MOBILE : 213-93397968

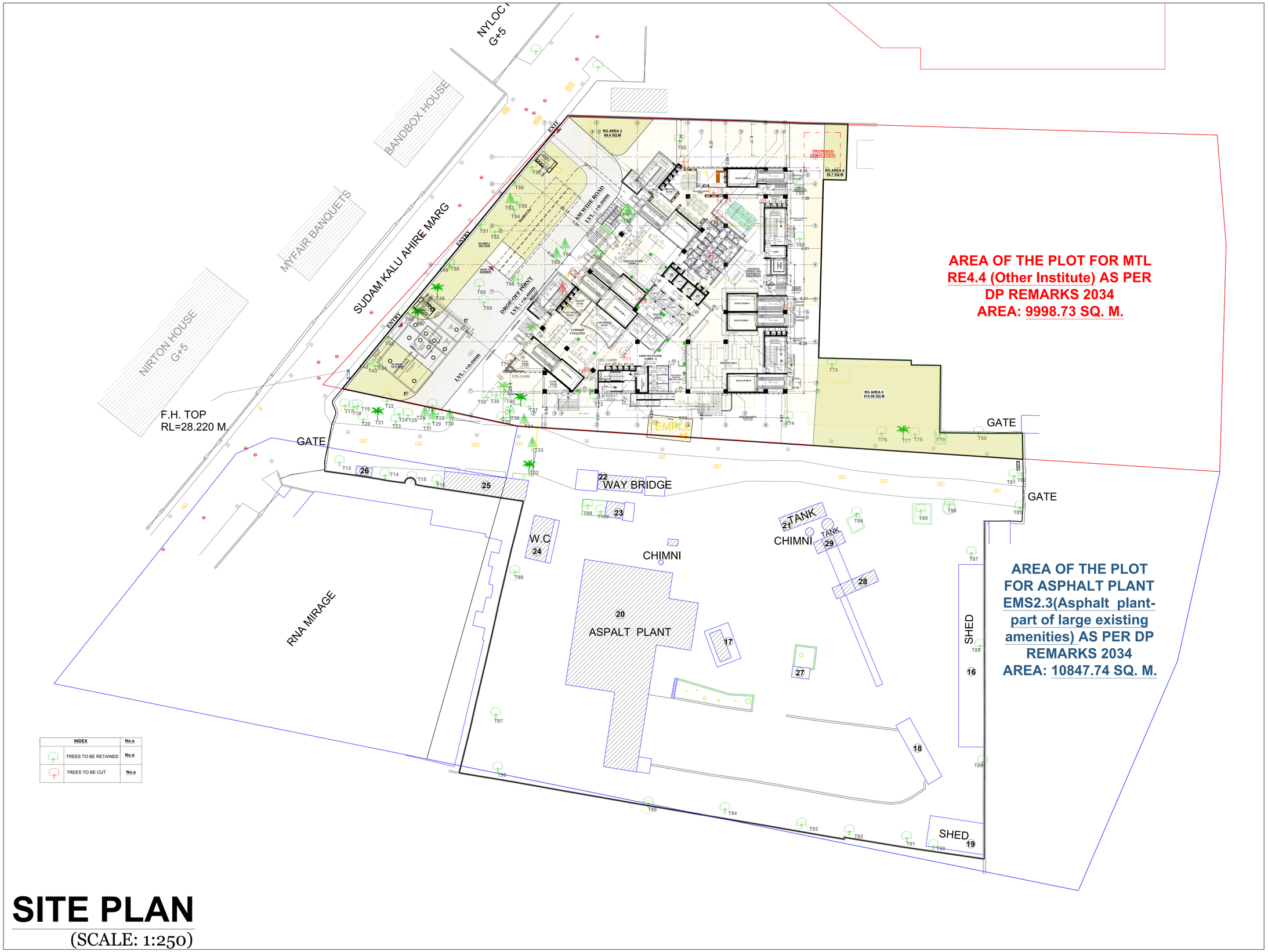

INDEX	No.s
TREES TO BE RETAINED	No.s
TREES TO BE CUT	No.s

SITE PLAN

(SCALE: 1:250)

R0 APPROVAL DRAWING- SHEET NO : 03 OF 13

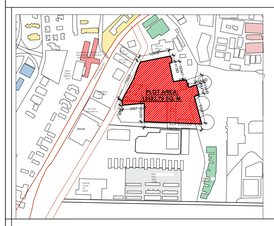

PLOT AREA : 13422.79 sqm

LOCATION PLAN SCALE - 1:4000

CONTENT OF SHEET :

1. SITE PLAN

SE-BP	AE-BP	EE-BP

CERTIFICATE

"THIS IS TO CERTIFY THAT THE SCOPE OF WORK HAS BEEN EXPLAINED TO ME BY THE ARCHITECT / CONSULTANT AND CONSIDERING THE BUDGET PROVISION THEREFORE I AM SATISFIED WITH THE PROJECT PROPOSAL"

ARCHITECT MASTER & ASSOCIATES | MUNICIPAL ARCHITECT

REVISION	DATE	DESCRIPTION	BY
R11	02/04/2024	DRAWING MODIFIED AS PER DESIGN REQUIREMENT OF BP SPECIAL CELL COMMENTS DISCUSSED ON DTD.02.04.2024	PRATIKSHA
R10	30/03/2024	DRAWING MODIFIED AS PER DESIGN REQUIREMENT OF BP SPECIAL CELL COMMENTS DISCUSSED ON DTD.20.03.2024	PRATIKSHA
R9	22/03/2024	DRAWING MODIFIED AS PER DESIGN REQUIREMENT OF DFO COMMENTS DISCUSSED ON DTD.22.03.2024	PRATIKSHA
R8	03/03/2024	DRAWING MODIFIED AS PER DESIGN REQUIREMENT OF DFO COMMENTS RECEIVED ON DTD.01.03.2024	PRATIKSHA
R7	31.01.2024	DRAWING MODIFIED AS PER DESIGN REQUIREMENT OF ROAD DEPARTMENT	TWINKLE
R6	09.01.2024	DRAWING MODIFIED AS PER DESIGN REQUIREMENT OF ROAD DEPARTMENT	TWINKLE
R5	25/01/2024	DRAWING REVISED AS PER CFO COMMENTS	TWINKLE
R4	20/09/2023	DRAWING REVISED AS PER MA DEPARTMENT COMMENTS	TWINKLE
R3	29/08/2023	DRAWING REVISED AS PER DEVELOPMENT PLAN 2034	TWINKLE
R2	26/06/2023	DRAWING REVISED AS PER CFO COMMENTS	PRATIKSHA
R1	23/03/2023	DRAWING REVISED AS PER MA COMMENTS	PRATIKSHA
R0	02/03/2023	FINAL SHEETS FOR APPROVAL	NEHA

FILE PATH :G:\AR.PRATIKSHA 2021-2023\OTHER PROJECTS\1903- MATERIAL TESTING LAB\9. R9-DRAWINGS REVISED AS PER bp special cell COMMENTS discussed ON DTD.20-03-2024\CAD

TYPE OF DWG :
APPROVAL DRAWING

CLIENT:(MCGM)
MUNICIPAL CORPORATION OF GREATER MUMBAI (MCGM)

TITLE OF DRAWING : SITE PLAN FOR MATERIAL TESTING LABORATORY, WORLI FOR APPROVAL

JOB TITLE : MATERIAL TESTING LABORATORY,WORLI

DRAWN BY : PRATIKSHA	N	PROJECT CODE: 1903
CHECKED BY: UDM		DRAWING NO:1903-503
SCALE: AS MENTIONED	DATE:20/07/2024	REVISION NO:R11

R0 APPROVAL DRAWING- SHEET NO : 03 OF 13

STATUS

PRINTS ISSUED TO											
PRINTS ISSUED FOR											
NO. OF PRINTS											
DATE											
BY											

COLOURING OF PLANS AS PER DCPR-34

	THICK BLACK PLOT BOUNDARY		RED DOTTED DRAINAGE & SEWERAGE WORK
	GREEN EXISTING STREET		BLUE DOTTED THIN WATER SUPPLY
	GREEN DOTTED FUTURE STREET		RED HATCHED DEVIATIONS
	THICK BLACK DOTTED PERM. BLDG		GREEN WASH RECREATION GROUND
	NO COLOUR OPEN SPACES		BURNT SIENNA ROADS & SETBACKS
	YELLOW HATCHED DEMOLISHED WORK		APPROPRIATE COLOUR CODE RESERVATIONS
	RED FILLED PROPOSED WORK		

STATUS

MASTER & ASSOCIATES
ARCHITECTS, INTERIOR DESIGNERS & PROJECT MANAGEMENT CONSULTANTS

MUMBAI
HAMAM HOUSE,34-38 AMBALAL DOSHI MARG, MUMBAI - 400 001, India
PHONE NO +91-22-2265 4606 / 4726 FAX 22700173
EMAIL ADD : • udaymaster@rediffmail.com
• udaymaster@gmail.com

ALGIERS
SLIMANE ABD ELAZIZ, CITE 18 LOGEMENTS BLOC - B1, N °3, CELLE DE REHMANIA, ZERALDA ALGIERS.
PHONE NO 00213-07107604 9
EMAIL ADD : udaymasteralgeria@gmail.com
MOBILE : 213-93397968

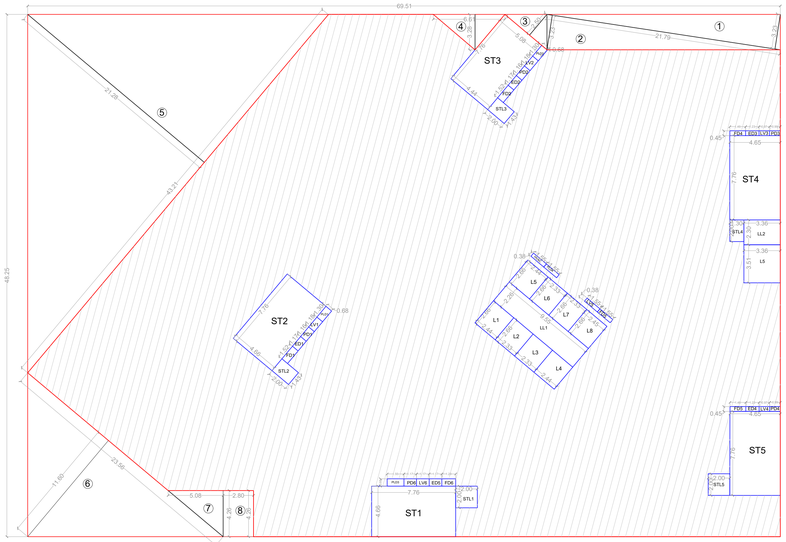

AREA DIAGRAM

(SCALE: 1:200)

BASEMENT 1 BUILT-UP AREA CALCULATION					
	A	69.5		48.25	3353.375
	DEDUCTIONS				
DEDUCTIONS	1	0.5	3.23	21.79	35.19085
	2	0.5	3.25	21.79	35.40875
	3	0.5	2.5	5.08	6.35
	4	0.5	3.28	6.61	10.8404
	5	0.5	21.27	43.21	459.5384
	6	0.5	23.56	11.6	136.648
	7	0.5	4.26	5.08	10.8204
	8	1	2.8	4.26	11.928
STAIRCASE	ST1	1	7.76	4.66	36.1616
	ST2	1	7.76	4.43	34.3768
	ST3	1	7.76	4.44	34.4544
	ST4	1	4.65	7.76	36.084
	ST5	1	4.65	7.76	36.084
LIFT	L1	1	2.44	2.66	6.4904
	L2	1	2.33	2.66	6.1978
	L3	1	2.33	2.66	6.1978
	L4	1	2.44	2.66	6.4904
	L5	1	2.44	2.66	6.4904
	L6	1	2.33	2.66	6.1978
	L7	1	2.33	2.66	6.1978
	L8	1	2.44	2.66	6.4904
	L9	1	3.36	3.51	11.7936
HVAC	HVAC	1	1.55	0.68	1.054
FIRE DUCT	FD1	1	1.52	0.68	1.0336
	FD2	1	1.52	0.68	1.0336
	FD3	1	2.14	0.68	1.4552
	FD4	1	1.46	0.45	0.657
	FD5	1	1.46	0.45	0.657
ELECTRICAL DUCT	ED1	1	1.17	0.68	0.7956
	ED2	1	1.17	0.68	0.7956
	ED3	1	1.23	0.45	0.5535
	ED4	1	1.23	0.45	0.5535
	ED5	1	1.17	0.68	0.7956
PRESSURISED DUCT	PD1	1	1.16	0.68	0.7888
	PD2	1	1.16	0.68	0.7888
	PD3	1	0.99	0.45	0.4455
	PD4	1	0.99	0.45	0.4455
	PD5	1	1.78	0.68	1.2104
LV DUCT	LV1	1	1.18	0.68	0.8024
	LV2	1	1.18	0.68	0.8024
	LV3	1	0.97	0.45	0.4365
	LV4	1	0.97	0.45	0.4365
	LV5	1	1.55	0.68	1.054
PLUMBING DUCT	PLD1	1	1.3	0.68	0.884
	PLD2	1	1.3	0.68	0.884
	PLD3	1	1.55	0.68	1.054
STAIRCASE LOBBY	STL1	1	2	2	4
	STL2	1	1.43	2	2.86
	STL3	1	1.43	2	2.86
	STL4	1	1.3	2	2.6
	STL5	1	2	2	4
LIFT LOBBY	LL1	1	2.26	9.55	21.583
	LL2	1	3.36	2.3	7.728
	TOTAL DEDUCTION (B)				1011.48
	BUILTUP AREA (A-B)				2341.895

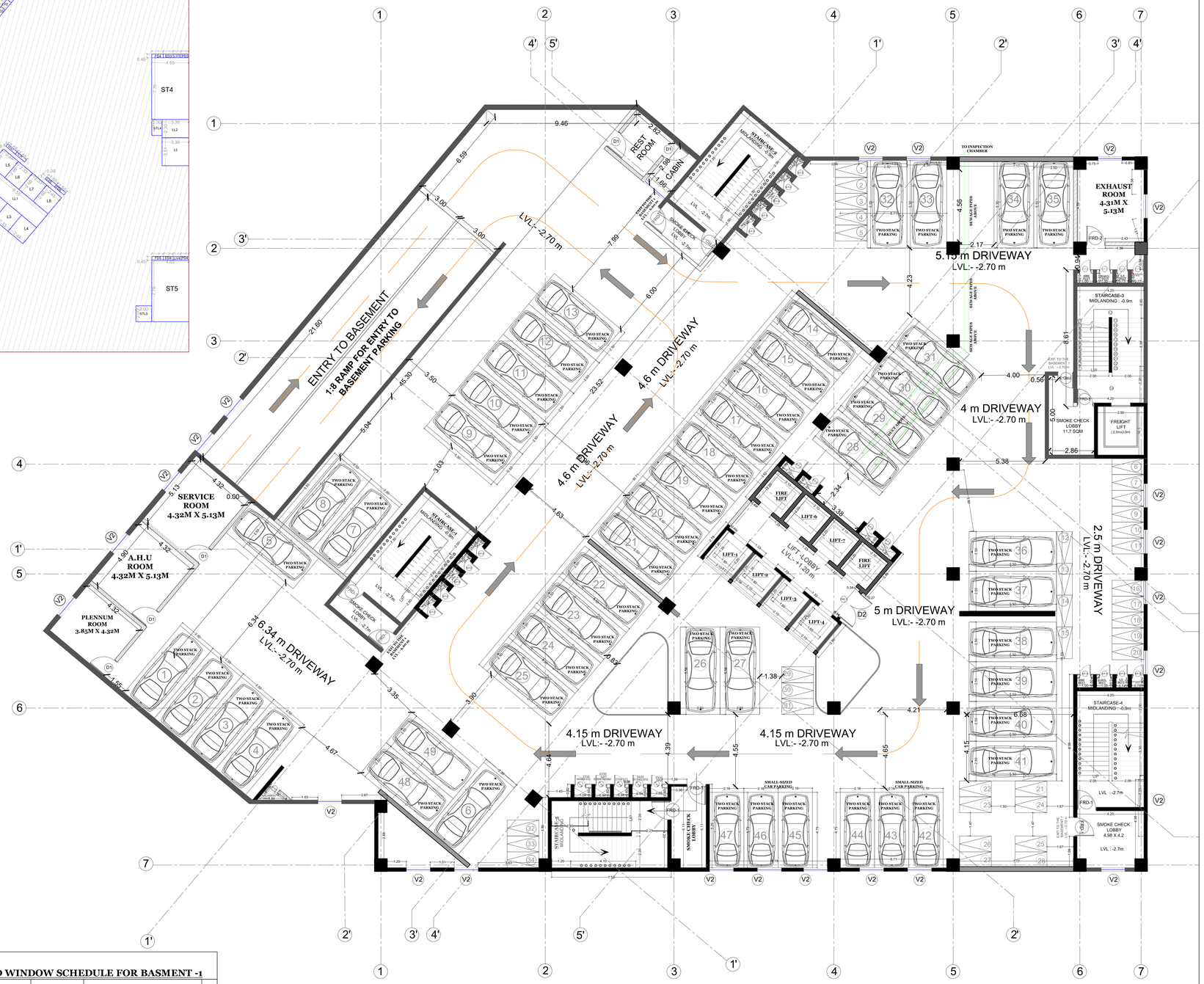

BASEMENT LEVEL -1

(SCALE: 1:100)

TOTAL NO. OF STACK-PARKING - 48

DOOR AND WINDOW SCHEDULE FOR BASMENT -1					
Sr. No.	Name	Type	Dimension	Description	No.
1)	F.R.D-1	Single Leaf	1200x2400	2 hour Fire Resistant Door with Vision Panel and Pannic Bar and Lever Handle on the other side	11
2)	F.R.D-2	Single Leaf	1200x2400	2 hour Fire Resistant Door with Vision Panel and Lever Handle on the other side	1
2)	F.R.D-3	Single Leaf	1000x2400	2 hour Fire Resistant Door with Vision Panel and Lever Handle on the other side	1
3)	S.F.D	Single Leaf	600x2400	2 hour Fire Resistant Door with Vision Panel and Allen Key Lock	27
4)	v2	Louvered	1500 x1200	Aluminum Frame Louver Window with Glass Louvers	23

TOTAL OFFICE AREA		27005.28
FOR 1 PARKING SPACE 75 SQ M		340.07
TRANSPORT VEHICLE	4	
UPTO 1500 PER 1500 SQM CAR PARKING	40	
	384.07	
VISITOR PAKRING 10%		44.802
TOTAL REQUIRED CAR PARK		428.87

PARKING AREA STATEMENT		
AREA	CAR	SCOOTER
BASEMENT 1	48	31
GROUND FLOOR	0	0
TOTAL	48	31
	DIM(m)	AREA(sqm)
AREA FOR 1 CAR	2.5m X 5.5	13.75
AREA FOR 1 SCOOTER	2.0m X 1.2	2.4
AREA FOR TOTAL CAR		660
AREA FOR TOTAL SCOOTER		74.4
TOTAL AREA FOR PARKING		734.4

R1 APPROVAL DRAWINGS - SHEET NO : 04 OF 13

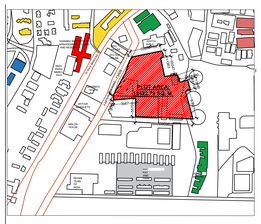

PLOT AREA : 13422.79 sqm

LOCATION PLAN

CONTENT OF SHEET :

1. BASEMENT LEVEL 1
2. AREA CALCULATIONS
3. DOOR WINDOW SCHEDULE
4. PARKING STATEMENT

	ADFO	DFO
SE-BP	AE-BP	EE-BP

CERTIFICATE

"THIS IS TO CERTIFY THAT THE SCOPE OF WORK HAS BEEN EXPLAINED TO ME BY THE ARCHITECT / CONSULTANT AND CONSIDERING THE BUDGET PROVISION THEREFORE I AM SATISFIED WITH THE PROJECT PROPOSAL"

NOTE : USER SIGNATURE IS PROVIDED IN THE SCANNED COPY OF THE PLANS AND HENCE IT IS REQUESTED THAT THE SAME IS NOT INSISTED ON DIGITAL PRINTS, IN CASE REQUIRED , THE SAME WILL BE OBTAINED BEFORE STARTING OF THE WORK.

ARCHITECT MASTER & ASSOCIATES

USER DEPARTMENT

MUNICIPAL ARCHITECT

REVISION	DATE		BY
R1	12/08/2024	CHANGES AS PER THE DISCUSSION ON 10.8.2024	SABAH
R0	29/07/2024	CHANGES AS PER THE COMMENTS BY MA	SABAH

FILE PATH :G:\AR.PRATIKSHA 2021-2023\OTHER PROJECTS\1903- MATERIAL TESTING LAB\9. R9-DRAWINGS REVISED AS PER bp special cell COMMENTS discussed ON DTD.20-03-2024\CAD

TYPE OF DWG :
APPROVAL DRAWING

CLIENT:(MCGM)
MUNICIPAL CORPORATION OF GREATER MUMBAI (MCGM)

TITLE OF DRAWING : BASEMENT 1 FLOOR PLAN FOR MATERIAL TESTING LABORATORY, WORLI FOR APPROVAL

JOB TITLE : MATERIAL TESTING LABORATORY,WORLI

DRAWN BY : SABAH	N	PROJECT CODE: 1903
CHECKED BY: UDM		DRAWING NO:1903-505
SCALE: AS MENTIONED	DATE:04/07/2024	REVISION NO:R10

R1 APPROVAL DRAWINGS - SHEET NO : 04 OF 13

THIS DRAWING IS THE PROPERTY OF
MASTER & ASSOCIATES ARCHITECTS, INTERIOR DESIGNERS & PROJECT MANAGEMENT CONSULTANTS
AND IS NOT TO BE REPRODUCED, COPIED HANDED OVER TO A THIRD PARTY OR USED FOR ANY PURPOSE OTHER THAN FOR WHICH IT HAS BEEN LOANED

STATUS

PRINTS ISSUED TO											
PRINTS ISSUED FOR											
NO. OF PRINTS											
DATE											
BY											

COLOURING OF PLANS AS PER DCPR-34

THICK BLACK PLOT BOUNDARY		RED DOTTED DRAINAGE & SEWERAGE WORK	
GREEN EXISTING STREET		BLUE DOTTED THIN WATER SUPPLY	
GREEN DOTTED FUTURE STREET		RED HATCHED DEVIATIONS	
THICK BLACK DOTTED PERM. BLDG		GREEN WASH RECREATION GROUND	
NO COLOUR OPEN SPACES		BURNT SIENNA ROADS & SETBACKS	
YELLOW HATCHED DEMOLISHED WORK		APPROPRIATE COLOUR CODE RESERVATIONS	
RED FILLED PROPOSED WORK			

THIS DRAWING IS THE PROPERTY OF
MASTER & ASSOCIATES ARCHITECTS, INTERIOR DESIGNERS & PROJECT MANAGEMENT CONSULTANTS
AND IS NOT TO BE REPRODUCED, COPIED, HANDED OVER TO A THIRD PARTY OR USED FOR ANY PURPOSE OTHER THAN THAT FOR WHICH IT HAS BEEN LOANED

STATUS

MASTER & ASSOCIATES
ARCHITECTS, INTERIOR DESIGNERS & PROJECT MANAGEMENT CONSULTANTS

MUMBAI
HAMAM HOUSE,34-38 AMBALAL DOSHI MARG, MUMBAI - 400 001, India
PHONE NO +91-22-2265 4606 / 4726 FAX 22700173
EMAIL ADD : • udaymaster@rediffmail.com
• udaymaster@gmail.com

ALGIERS
SLIMANE ABD ELAZIZ, CITE 18 LOGEMENTS BLOC - B1, N °3, CELLE DE REHMANIA, ZERALDA ALGIERS.
PHONE NO 00213-071076049
EMAIL ADD : udaymasteralgeria@gmail.com
MOBILE : 213-93397968

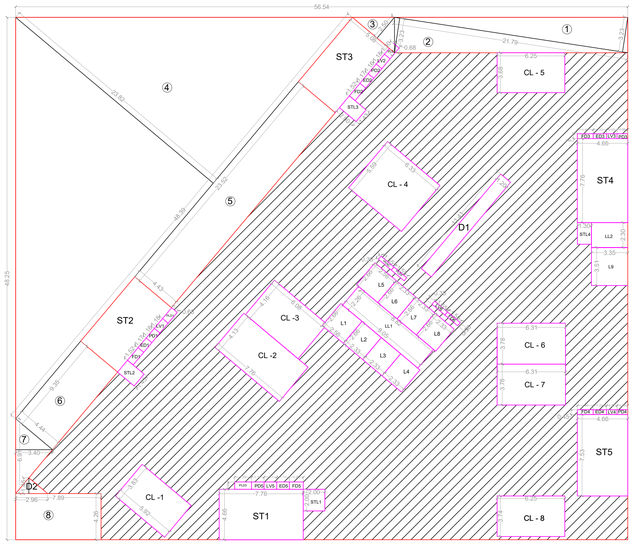

AREA DIAGRAM

(SCALE: 1:200)

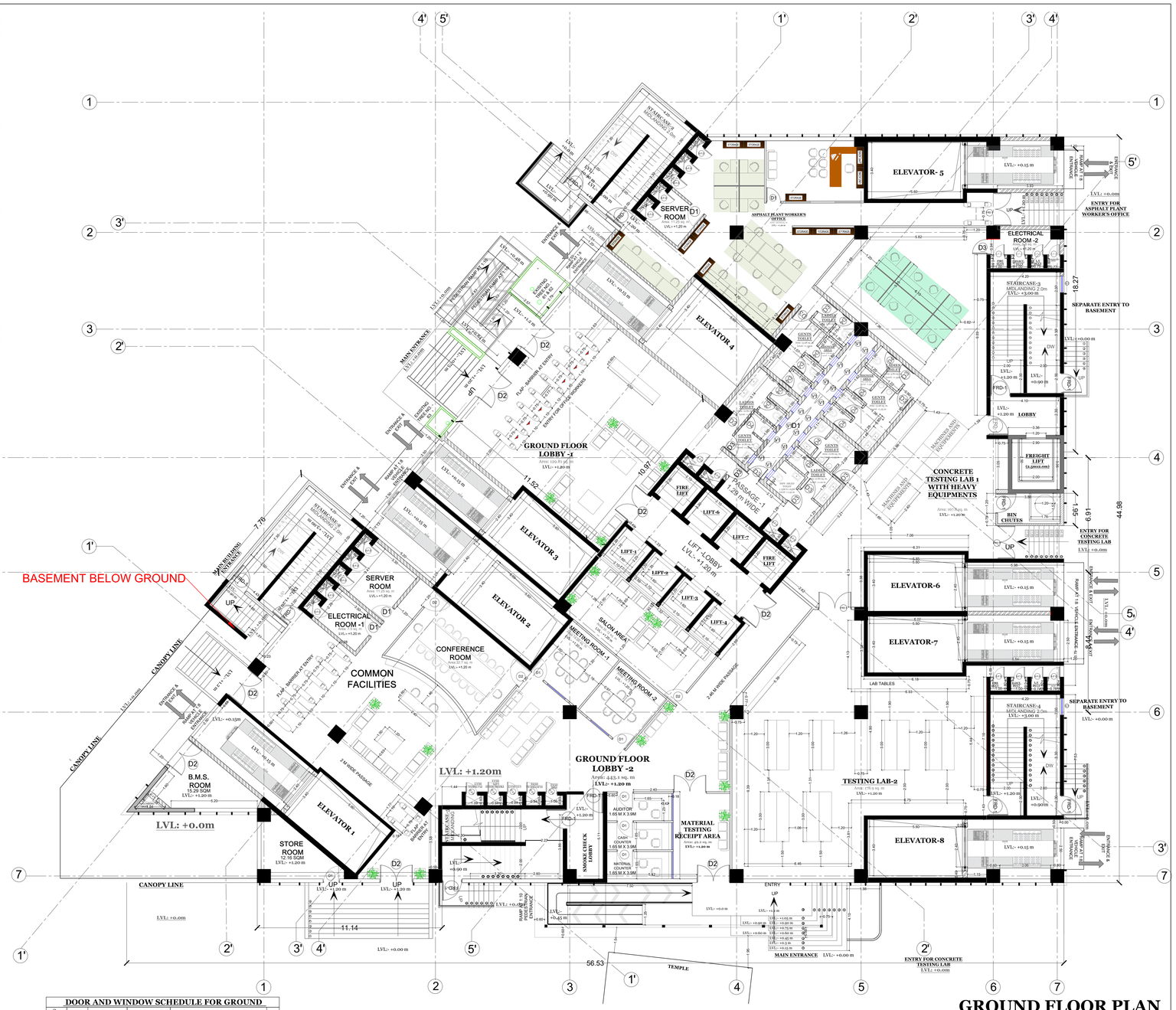

GROUND FLOOR PLAN

(SCALE: 1:100)

GROUND FLOOR BUILT-UP AREA CALCULATION					
	A	56.54	48.25		2728.055
DEDUCTIONS					
DEDUCTIONS	1	0.5	3.23	21.79	35.19085
	2	0.5	3.23	21.79	35.19085
	3	0.5	2.5	5.08	6.35
	4	1	23.52	4.44	104.4288
	5	0.5	23.82	48.39	576.3249
	6	1	9.35	4.44	41.514
	7	0.5	3.4	6.91	11.747
	8	1	4.26	7.89	33.6114
CAR ELEVATOR	CL1	1	5.92	3.83	22.6736
	CL2	1	4.13	7.76	32.0488
	CL3	1	4.16	6.08	25.2928
	CL4	1	5.59	6.33	35.3847
	CL5	1	6.25	3.68	23
	CL6	1	6.25	3.78	23.625
	CL7	1	6.25	3.78	23.625
	CL8	1	6.25	3.74	23.375
STAIRCASE	ST1	1	7.76	4.66	36.1616
	ST2	1	7.76	4.43	34.3768
	ST3	1	7.76	4.44	34.4544
	ST4	1	4.65	7.76	36.084
	ST5	1	4.65	7.76	36.084
DUCT	D1	1	11.41	1.2	13.692
	D2	0.5	1.46	2.96	2.1608
LIFT	L1	1	2.56	2.66	6.8096
	L2	1	2.33	2.66	6.1978
	L3	1	2.33	2.66	6.1978
	L4	1	2.33	2.66	6.1978
	L5	1	2.33	2.66	6.1978
	L6	1	2.33	2.66	6.1978
	L7	1	2.33	2.66	6.1978
	L8	1	2.33	2.66	6.1978
	L9	1	3.5	3.3	11.55
HVAC DUCT	HVAC	1	1.55	0.38	0.589
FIRE DUCT	FD1	1	1.52	0.68	1.0336
	FD2	1	1.52	0.68	1.0336
	FD3	1	2.14	0.68	1.4552
	FD4	1	1.46	0.45	0.657
	FD5	1	1.46	0.45	0.657
	FD6	1	0.38	1.55	0.589
ELECTRICAL DUCT	ED1	1	1.17	0.68	0.7956
	ED2	1	1.17	0.68	0.7956
	ED3	1	1.23	0.45	0.5535
	ED4	1	1.23	0.45	0.5535
	ED5	1	1.17	0.68	0.7956
PRESSURISED DUCT	PD1	1	1.16	0.68	0.7888
	PD2	1	1.16	0.68	0.7888
	PD3	1	0.99	0.45	0.4455
	PD4	1	0.99	0.45	0.4455
	PD5	1	1.78	0.68	1.2104
	PD6	1	0.38	1.55	0.589
LV DUCT	LV1	1	1.18	0.68	0.8024
	LV2	1	1.18	0.68	0.8024
	LV3	1	0.97	0.45	0.4365
	LV4	1	0.97	0.45	0.4365
	LV5	1	1.17	0.68	0.7956
	LV6	1	0.38	1.55	0.589
PLUMBING DUCT	PLD1	1	1.3	0.68	0.884
	PLD2	1	1.3	0.68	0.884
	PLD3	1	1.55	0.68	1.054
STAIRCASE LOBBY	STL1	1	2	2	4
	STL2	1	1.43	2	2.86
	STL3	1	1.43	2	2.86
	STL4	1	1.3	2	2.6
	STL5	1	2	2	4
LIFT LOBBY	LL1	1	2	9.05	18.1
	LL2	1	2.8	2.3	6.44
TOTAL DEDUCTION (B)					1369.461
BUILTUP AREA (A-B)					1358.59

GROUND FLOOR CARPET AREA		
SNO.	FUNCTION	AREA(INSQM)
1	GROUND FLOOR LOBBY 1	130
2	GROUND FLOOR LOBBY 2	443.1
3	CONCRETE TESTING LAB1	167.2
4	ASPHALT PLANT WORKER'S OFFICE	106.2
5	CONCRETE TESTING LAB 2	178.9
6	SALON AREA	35.12
7	MEETING CUBICAL	29.32
8	CONFERENCE ROOM	46.5
9	LIFT LOBBY	33.27
10	PASSAGE 1	15.08
11	PASSAGE 2	17.6
12	PASSAGE 3	39
13	BIN CHUTES	6.9
14	WATCHMAN'S CABIN	15.2
15	ELECTRICAL ROOM 1	7.5
16	ELECTRICAL ROOM 2	5.8
17	SERVER ROOM	11.25
	TOTAL	**1263.39**

DOOR AND WINDOW SCHEDULE FOR GROUND					
Sr. No.	Name	Type	Dimension	Description	No.
1	D1	Single Leaf	900X2400	Twframe flushed 35mmthick door with 4mm veneer on both sides and vision pane	3
2	D2	Double Leaf	2000X2400	Twframe ,Double Leaf, 20 mm thick, Tempered Glass Door	10
3	D3	Single Leaf	900X2400	Twframe flushed 35mmthick door with 4mm veneer on both sides and vision pane and laminate finish.	7
4	D4	Single Leaf	750X2400	Granite frame Single Leaf, TW Flush Door with Laminate	12
5	D5	Double Leaf	1200X2400	Granite frame ,double Leaf, TW Flush Door with Laminate	2
6	F.R.D-1	Single Leaf	1200X2400	2 hour Fire Resistant Door with Vision Panel and Pannic Bar and Lever Handle on the other side	12
7	F.R.D-3	Double Leaf	2000X2400	2 hour Fire Resistant Door with Vision Panel and Pannic Bar and Lever Handle on the other side	12
8	S.F.D	Single Leaf	600X2400	2 hour Fire Resistant Door with Vision Panel and Allen Key Lock	27
9	W1	Sliding	1000X1200	1 Panel Sliding Window, Aluminium Frame, Alumium Track with Tempered Glass	2
10	V1	Louvered	600X1200	Aluminum Frame Louver Window with Glass Louvers	16

SCHEDULE FOR TOILETS FOR MATERIAL TESTING LABORATORY, WORLI

SNO.	FLOOR	OCCUPANCY	VISITORS (10%)	TOTAL	WASH BASIN		WATER CLOSET		URINALS
					MALES	FEMALES	MALES	FEMALES	MALES
1	GROUND FLOOR	up to 50 per	5	55	2	2	2	2	3
2	11TH FLOOR	88	8.8	96.8	4	4	2	4	4
3	12TH FLOOR	88	8.8	96.8	4	4	2	4	4
4	13TH FLOOR	88	8.8	96.8	4	4	2	4	4
5	14TH FLOOR	88	8.8	96.8	4	4	2	4	4
6	15TH FLOOR	88	8.8	96.8	4	4	2	4	4
7	16TH FLOOR	88	8.8	96.8	4	4	2	4	4
8	17TH FLOOR	88	8.8	96.8	4	4	2	4	4
9	18TH FLOOR	88	8.8	96.8	4	4	2	4	4
10	19TH FLOOR	88	8.8	96.8	4	4	2	4	4
11	20TH FLOOR	88	8.8	96.8	4	4	2	4	4
12	21ST FLOOR	88	8.8	96.8	4	4	2	4	4
13	22nd FLOOR	88	8.8	96.8	4	4	2	4	4
14	23rd FLOOR	88	8.8	96.8	4	4	2	4	4
15	24th FLOOR	88	8.8	96.8	4	4	2	4	4
16	25th FLOOR	88	8.8	96.8	4	4	2	4	4
17	26th FLOOR	88	8.8	96.8	4	4	2	4	4

FOR OFFICE BUILDINGS AS PER NBC	MALES	FEMALES
WASH BASIN FOR STAFF TOILETS	1PER 25	1PER 25
WATER CLOSET FOR STAFF TOILETS	1 PER 25	1PER 25
URINAL FOR STAFF TOILETS	4 FOR 71 -100	
	3 FOR 46 -70	

COLOURING OF PLANS AS PER DCPR-34

	THICK BLACK PLOT BOUNDARY		RED DOTTED DRAINAGE & SEWERAGE WORK
	GREEN EXISTING STREET		BLUE DOTTED THIN WATER SUPPLY
	GREEN DOTTED FUTURE STREET		RED HATCHED DEVIATIONS
	THICK BLACK DOTTED PERM. BLDG		GREEN WASH RECREATION GROUND
	NO COLOUR OPEN SPACES		BURNT SIENNA ROADS & SETBACKS
	YELLOW HATCHED DEMOLISHED WORK		APPROPRIATE COLOUR CODE RESERVATIONS
	RED FILLED PROPOSED WORK		

PRINTS ISSUED TO												
PRINTS ISSUED FOR												
NO. OF PRINTS												
DATE												
BY												

STATUS

R1 -APPROVAL DRAWINGS - SHEET NO : 05 OF 13

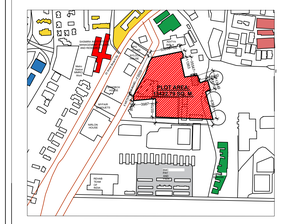

PLOT AREA : 13422.79 sqm

LOCATION PLAN

CONTENT OF SHEET :

1. GROUND FLOOR PLAN 1:100
2. AREA DIAGRAM 1:200
3. AREA CALCULATION
4. DOOR & WINDOW SCHEDULE
5. TOILET SCHEDULE
6. ACCOMODATION

	ADFO	DFO
SE-BP	AE-BP	EE-BP

CERTIFICATE

"THIS IS TO CERTIFY THAT THE SCOPE OF WORK HAS BEEN EXPLAINED TO ME BY THE ARCHITECT / CONSULTANT AND CONSIDERING THE BUDGET PROVISION THEREFORE I AM SATISFIED WITH THE PROJECT PROPOSAL"

NOTE : USER SIGNATURE IS PROVIDED IN THE SCANNED COPY OF THE PLANS AND HENCE IT IS REQUESTED THAT THE SAME IS NOT INSISTED ON DIGITAL PRINTS, IN CASE REQUIRED , THE SAME WILL BE OBTAINED BEFORE STARTING OF THE WORK.

USER DEPARTMENT

ARCHITECT MASTER & ASSOCIATES

MUNICIPAL ARCHITECT

REVISION	DATE	DESCRIPTION	BY
R1	07-08-2024	REVISED LIFT DUCT ,FAPSLLE LIFT, CONFERENCE AND LOBBY AREA , ENTRANCE, TOILETS, COMMON FACILITIES AS PER COMMENTS FROM Dy CE (BE CITY) ,BUILT-UP AREA ON 07-08-2024	SABAH
R0	29-07-2024	REVISED LIFT DUCT ,FAPSLLE LIFT, CONFERENCE AND LOBBY AREA , ENTRANCE, TOILETS, COMMON FACILITIES AS PER COMMENTS FROM MA ON 31-07-2024	SABAH

FILE PATH :F:\1903_MATERIAL TESTING LABORATORY\DRAWINGS\DWG\R0_REVISED DESIGN SCHEME_01.08.2024\1903-500

TYPE OF DWG :
APPROVAL DRAWING

CLIENT:(MCGM)
MUNICIPAL CORPORATION OF GREATER MUMBAI (MCGM)

TITLE OF DRAWING : GROUND FLOOR LAYOUT FOR MATERIAL TESTING LABORATORY, WORLI FOR APPROVAL

JOB TITLE : MATERIAL TESTING LABORATORY,WORLI

DRAWN BY : SABAH	N	PROJECT CODE: 1903
CHECKED BY: UDM		DRAWING NO:1903-504
SCALE: AS MENTIONED	DATE:20/07/2024	REVISION NO:R10

R1 -APPROVAL DRAWINGS - SHEET NO : 05 OF 13

STATUS

MASTER & ASSOCIATES
ARCHITECTS, INTERIOR DESIGNERS & PROJECT MANAGEMENT CONSULTANTS

MUMBAI
HAMAM HOUSE,34-38 AMBALAL DOSHI MARG, MUMBAI - 400 001, India.
PHONE NO +91-22-2265 4606 / 4736 FAX 22700173
EMAIL ADD : • udaymaster@rediffmail.com
• udaymaster@gmail.com

ALGIERS
SLIMANE ABD ELAZIZ, CITE 18 LOGEMENTS BLOC - B1, N °3, CELLE DE REHMANIA, ZERALDA ALGIERS.
PHONE NO 00213-071076049
EMAIL ADD : • udaymasteralgeria@gmail.com
MOBILE : 213-93397968

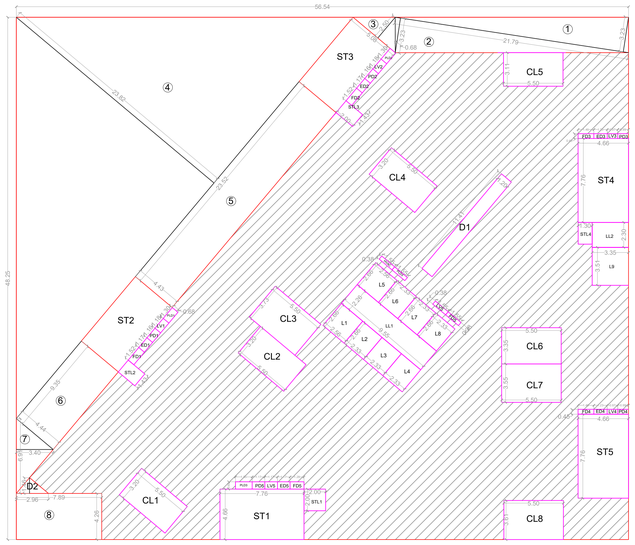

AREA DIAGRAM
(SCALE: 1:200)

PODIUM BUILT-UP AREA CALCULATION					
	A	56.54		48.25	2728.055
DEDUCTIONS					
DEDUCTIONS	1	0.5	3.23	21.79	35.19085
	2	0.5	3.23	21.79	35.19085
	3	0.5	2.5	5.08	6.35
	4	1	23.52	4.44	104.4288
	5	0.5	23.82	48.39	576.3249
	6	1	9.35	4.44	41.514
	7	0.5	3.4	6.91	11.747
	8	1	4.26	7.89	33.6114
STAIRCASE	ST1	1	7.76	4.66	36.1616
	ST2	1	7.76	4.43	34.3768
	ST3	1	7.76	4.44	34.4544
	ST4	1	4.65	7.76	36.084
	ST5	1	4.65	7.76	36.084
DUCT	D1	1	11.41	1.2	13.692
	D2	0.5	1.46	2.96	2.1608
LIFT	L1	1	2.56	2.66	6.8096
	L2	1	2.33	2.66	6.1978
	L3	1	2.33	2.66	6.1978
	L4	1	2.33	2.66	6.1978
	L5	1	2.33	2.66	6.1978
	L6	1	2.33	2.66	6.1978
	L7	1	2.33	2.66	6.1978
	L8	1	2.33	2.66	6.1978
	L9	1	3.5	3.3	11.55
HVAC DUCT	HVAC	1	1.55	0.38	0.589
FIRE DUCT	FD1	1	1.52	0.68	1.0336
	FD2	1	1.52	0.68	1.0336
	FD3	1	2.14	0.68	1.4552
	FD4	1	1.46	0.45	0.657
	FD5	1	1.46	0.45	0.657
	FD6	1	0.38	1.55	0.589
ELECTRICAL DUCT	ED1	1	1.17	0.68	0.7956
	ED2	1	1.17	0.68	0.7956
	ED3	1	1.23	0.45	0.5535
	ED4	1	1.23	0.45	0.5535
	ED5	1	1.17	0.68	0.7956
PRESSURISED DUCT	PD1	1	1.16	0.68	0.7888
	PD2	1	1.16	0.68	0.7888
	PD3	1	0.99	0.45	0.4455
	PD4	1	0.99	0.45	0.4455
	PD5	1	1.78	0.68	1.2104
	PD6	1	0.38	1.55	0.589
LV DUCT	LV1	1	1.18	0.68	0.8024
	LV2	1	1.18	0.68	0.8024
	LV3	1	0.97	0.45	0.4365
	LV4	1	0.97	0.45	0.4365
	LV5	1	1.17	0.68	0.7956
	LV6	1	0.38	1.55	0.589
PLUMBING DUCT	PLD1	1	1.3	0.68	0.884
	PLD2	1	1.3	0.68	0.884
	PLD3	1	1.55	0.68	1.054
STAIRCASE LOBBY	STL1	1	2	2	4
	STL2	1	1.43	2	2.86
	STL3	1	1.43	2	2.86
	STL4	1	1.3	2	2.6
	STL5	1	2	2	4
LIFT LOBBY	LL1	1	2.26	9.55	21.583
	LL2	1	3.36	2.3	7.728
CAR ELEVATOR FOR ROBO PARKING	CL1	1	3.2	5.5	17.6
	CL2	1	3.2	5.5	17.6
	CL3	1	3.7	5.5	20.35
	CL4	1	3.2	5.5	17.6
	CL5	1	3.11	5.5	17.105
	CL6	1	3.35	5.5	18.425
	CL7	1	3.55	5.5	19.525
	CL8	1	3.6	5.5	19.8
TOTAL DEDUCTION (B)					1313.212
BUILTUP AREA (A-B)					1414.84

TOTAL OFFICE AREA	27915.55
FOR 1 PARKING SPACE 75 SQ M	352.21
TRANSPORT VEHICLE	4
UPTO 1500 PER 1500 SQM CAR PARKING	40
	396.21
VISITOR PAKRING 10%	44.802
TOTAL REQUIRED CAR PARK	441.01

DOOR AND WINDOW SCHEDULE FOR PODIUM

Sr. No.	Name	Type	Dimension	Description	No.
1)	F.R.D-1	Single Leaf	1200x2400	Vision Panel and Pannic Bar and Lever Handle on the other side	8
2)	F.R.D-2	Single Leaf	1200x2400	2 hour Fire Resistant Door with Vision Panel and Lever Handle on the other side	2
3)	S.F.D	Single Leaf	600x2400	2 hour Fire Resistant Door with Vision Panel and Allen Key Lock	27
4)	v2	Louvered	1500 x1200	Aluminum Frame Louver Window with Glass Louvers	3
5)	D2	Double Leaf	2000x2400	Twframe, Double Leaf, 20 mm thick, Tempered Glass Door	1

TYPICAL PARKING FLOOR PLAN OF PODIUM 1 TO PODIUM 13 (ROBOTIC PARKING SYSTEM)
(SCALE: 1:100)
'STRUCTURAL SYSTEM WILL BE MODIFIED TO ACCOMMODATE ROBOTIC PARKING
TOTAL NO. OF PODIUM LEVELS = 13 NO.
TOTAL NO. OF CARS PER LEVEL = 35 NO.
TOTAL NO. OF CARS 10LEVELS = 450 NO.

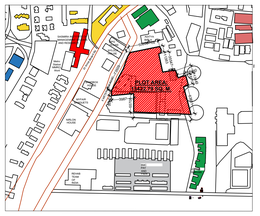

PLOT AREA : 13422.79 sqm
LOCATION PLAN

CONTENT OF SHEET :
1. TYPICAL PODIUM PARKING LEVEL PLAN
2. PARKING STATEMENT
3. PODIUM LVL - DOOR WINDOW SCHEDULE
4. AREA CALCULATION

	ADFO	DFO
SE-BP	AE-BP	EE-BP

CERTIFICATE
"THIS IS TO CERTIFY THAT THE SCOPE OF WORK HAS BEEN EXPLAINED TO ME BY THE ARCHITECT / CONSULTANT AND CONSIDERING THE BUDGET PROVISION THEREFORE I AM SATISFIED WITH THE PROJECT PROPOSAL"

NOTE : USER SIGNATURE IS PROVIDED IN THE SCANNED COPY OF THE PLANS AND HENCE IT IS REQUESTED THAT THE SAME IS NOT INSISTED ON DIGITAL PRINTS, IN CASE REQUIRED , THE SAME WILL BE OBTAINED BEFORE STARTING OF THE WORK.

USER DEPARTMENT

ARCHITECT MASTER & ASSOCIATES | MUNICIPAL ARCHITECT

REVISION	DATE	DESCRIPTION	BY
R2	10/08/2024	CHANGES IN NO. OF FLOORS (F10 TO F13)AREA CALCULATION REVISED NO. OF CARS	SABAH
R1	07/08/2024	CHANGES IN AREA CALCULATION REVISED CAR ELEVATOR IN AREA CALCULATION AS PER THE COMMENTS by DCE(B.C. CITY) DISCUSSED ON 07-08-2024	SABAH
R0	31/07/2024	CHANGES IN LIFT LOBBY INTRO- CARSULE LIFT , SERVICE DUCT, REMOVAL OF DUCTS,AREA CALCULATION AND D/W SCHEDULE , REVISION OF AREA AS PER THE COMMENTS DISCUSSED ON 29-07-2024	SABAH

FILE PATH :G:\AR.PRATIKSHA 2021-2023\OTHER PROJECTS\1903- MATERIAL TESTING LAB\9. R9-DRAWINGS REVISED AS PER bp special cell COMMENTS discussed ON DTD.20-03-2024\CAD

TYPE OF DWG :
APPROVAL DRAWING

CLIENT:(MCGM)
MUNICIPAL CORPORATION OF GREATER MUMBAI (MCGM)

TITLE OF DRAWING : PODIUM PARKING LEVEL PLAN FOR MATERIAL TESTING LAB WORLI

JOB TITLE : MATERIAL TESTING LABORATORY,WORLI

DRAWN BY : SABAH	N	PROJECT CODE: 1903
CHECKED BY: UDM		DRAWING NO:1903-500
SCALE: AS MENTIONED	DATE:07/08/2024	REVISION NO:R1

R2_APPROVAL DRAWINGS - SHEET NO : 6 of 13

STATUS

PRINTS ISSUED TO												
PRINTS ISSUED FOR												
NO. OF PRINTS												
DATE												
BY												

COLOURING OF PLANS AS PER DCPR-34

	THICK BLACK PLOT BOUNDARY		RED DOTTED DRAINAGE & SEWERAGE WORK
	GREEN EXISTING STREET		BLUE DOTTED THIN WATER SUPPLY
	GREEN DOTTED FUTURE STREET		RED HATCHED DEVIATIONS
	THICK BLACK DOTTED PERM. BLDG		GREEN WASH RECREATION GROUND
	NO COLOUR OPEN SPACES		BURNT SIENNA ROADS & SETBACKS
	YELLOW HATCHED DEMOLISHED WORK		APPROPRIATE COLOUR CODE RESERVATIONS
	RED FILLED PROPOSED WORK		

STATUS

MASTER & ASSOCIATES
ARCHITECTS, INTERIOR DESIGNERS & PROJECT MANAGEMENT CONSULTANTS

MUMBAI
HAMAM HOUSE,34-38 AMBALAL DOSHI MARG, MUMBAI - 400 001, India.
PHONE NO :+91-22-2265 4606 / 4736 FAX 22700173
EMAIL ADD : • udaymaster@rediffmail.com • udaymaster@gmail.com

ALGIERS
SLIMANE ABD ELAZIZ, CITE 18 LOGEMENTS BLOC - B1, N °3, CELLE DE REHMANIA, ZERALDA ALGIERS.
PHONE NO 00213-071076049
EMAIL ADD :- udaymasteralgeria@gmail.com
MOBILE : 213-933979GB

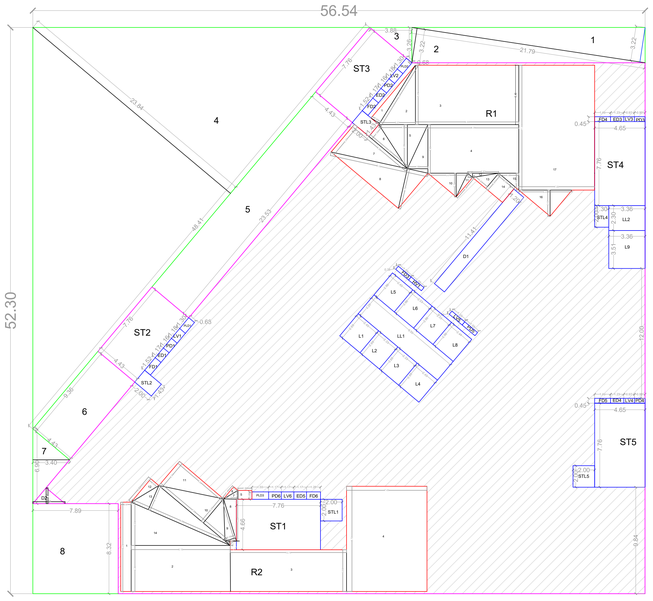

BUILT-UP AREA DIAGRAM

(SCALE: 1:200)

TESTING LAB AND OFFICES BUILT-UP AREA CALCULATION					
	A	56.54		52.3	2957.042
	DEDUCTIONS				
DEDUCTIONS	1	0.5	3.22	21.79	35.0819
	2	0.5	3.22	21.79	35.0819
	3	0.5	3.26	3.88	6.3244
	4	0.5	23.84	48.41	577.0472
	5	1	23.53	4.41	103.7673
	6	1	9.36	4.43	41.4648
	7	0.5	3.4	6.9	11.73
	8	1	7.89	8.32	65.6448
STAIRCASE	ST1	1	7.76	4.66	36.1616
	ST2	1	7.76	4.43	34.3768
	ST3	1	7.76	4.43	34.3768
	ST4	1	4.65	7.76	36.084
	ST5	1	4.65	7.76	36.084
DUCT	D1	1	11.41	1.2	13.692
	D2	0.5	1.46	2.97	2.1681
LIFT	L1	1	2.45	2.66	6.517
	L2	1	2.33	2.66	6.1978
	L3	1	2.33	2.66	6.1978
	L4	1	2.45	2.66	6.517
	L5	1	2.45	2.66	6.517
	L6	1	2.33	2.66	6.1978
	L7	1	2.33	2.66	6.1978
	L8	1	2.44	2.66	6.4904
	L9	1	3.36	3.51	11.7936
HVAC DUCT	HV1	1	1.55	0.38	0.589
FIRE DUCT	FD1	1	1.52	0.68	1.0336
	FD2	1	1.52	0.68	1.0336
	FD3	1	1.55	0.38	0.589
	FD4	1	1.46	0.45	0.657
	FD5	1	1.46	0.45	0.657
	FD6	1	1.17	0.68	0.7956
ELECTRICAL DUCT	ED1	1	1.17	0.68	0.7956
	ED2	1	1.17	0.68	0.7956
	ED3	1	1.23	0.45	0.5535
	ED4	1	1.23	0.45	0.5535
	ED5	1	1.17	0.68	0.7956
PRESSURISED DUCT	PD1	1	1.16	0.68	0.7888
	PD2	1	1.16	0.68	0.7888
	PD3	1	0.99	0.45	0.4455
	PD4	1	0.99	0.45	0.4455
	PD5	1	1.55	0.38	0.589
	PD6	1	1.17	0.68	0.9
LV DUCT	LV1	1	1.18	0.68	0.8024
	LV2	1	1.18	0.68	0.8024
	LV3	1	0.97	0.45	0.4365
	LV4	1	0.97	0.45	0.4365
	LV5	1	1.55	0.38	0.589
	LV6	1	1.17	0.68	0.7956
PLUMBING DUCT	PLD1	1	1.3	0.68	0.884
	PLD2	1	1.3	0.68	0.884
	PLD3	1	1.55	0.68	1.054
STAIRCASE LOBBY	STL1	1	2	2	4
	STL2	1	1.43	2	2.86
	STL3	1	1.43	2	2.86
	STL4	1	1.3	2	2.6
	STL5	1	2	2	4
LIFT LOBBY	LL1	1	2.26	9.55	21.583
	LL2	1	3.36	2.3	7.728
REFUGE AREA					462.48
TOTAL DEDUCTION (B)					1659.313
BUILTUP AREA (A-B)					1297.729

14TH FLOOR ACCOMODATION		
Sr. No.	Function	Area
1	RECEPTION & WAITING	16.62
2	LIFT LOBBY	33.6
3	MEETING CUBICAL-1	14.37
4	MEETING CUBICAL-2	13.56
4	MEETING CUBICAL-3	13.56
	P.A CABIN	11.12
5	CONFERENCE-1	47.55
6	LOUNGE AREA	24.75
7	PANTRY	7.4
8	DEPUTY CHIEF ENGINEER CABIN	59.76
9	AO CABIN	10.84
10	CONFERENCE-2	10.9
11	DISPATCH	9.48
12	EXE. ENGINEER CABIN-1	19.3
13	ASS ENGINEER-1	9.48
14	ASS ENGINEER-2	9.48
15	ASPHALT PLANT WORKER'S OFFICE	179.58
16	CONCRETE TESTING LAB-3	191.1
17	CONCRETE TESTING LAB-4	120.36
18	OTHER MATERIAL TESTING LAB-5	330
19	BIN CHUTES	11.7
20	MAINTENANCE OFFICE	27.05
21	WORKSTATION MAINTENANCE OFFICE-1	18.09
22	WORKSTATION MAINTENANCE OFFICE-2	18.09
23	COMPACTOR ROOM	22.38
24	TERRACE	113.07
25	LOBBY-01	22.43
26	LOBBY-02	11.2
27	2.3M PASSAGE	49.2
28	2.7M PASSAGE	21.7
29	2.38 PASSAGE	50.9
30	1.98M PASSAGE	11.63
31	3.00M PASSAGE	44.04

14TH FLOOR REFUGE AREA BUILT-UP AREA CALCULATION						
REFUGE 1	1	0.5	0.93	6.44	2.9946	
	2	0.5	5.48	3.37	9.2338	
	3	1	9.55	5.48	52.334	
	4	1	8.39	4.49	37.6711	
	5	0.5	4.53	4.08	9.2412	
	6	0.5	1.43	4.64	3.3176	
	7	0.5	3.35	6.39	10.70325	
	8	0.5	9.15	3.76	17.202	
	9	0.5	4.49	1.9	4.2655	
	10	0.5	3.67	2.19	4.01865	
	11	0.5	0.59	2.36	0.6962	
	12	0.5	0.38	2.87	0.5453	
	13	0.5	1.5	1.85	1.3875	
	14	1	2	1.85	3.7	
	15	0.5	1.86	1.56	1.4508	
	16	0.5	4.91	2.1	5.1555	
	17	1	11.53	7	80.71	
REFUGE 2	1	1	0.97	8.25	8.0025	
	2	1	9.15	4.26	38.979	
	3	1	10.74	3.86	41.4564	
	4	1	7.43	9.72	72.2196	
	5	1	1.3	0.82	1.066	
	6	0.5	1.46	0.51	0.3723	
	7	0.5	1.19	0.82	0.4879	
	8	0.5	1.19	3.5	2.0825	
	9	0.5	4.07	1	2.035	
	10	0.5	2.9	8.6	12.47	
	11	0.5	2.94	5.34	7.8498	
	12	0.5	2.5	0.97	1.2125	
	13	0.5	2.43	9.98	12.1257	
	14	0.5	3.7	9.15	16.9275	
	15	0.5	0.48	0.4	0.096	
				TOTAL	462.0097	

AREA FOR REFUGE FLOOR	
Area of each Work station Floor	1651.6 sqm
No. of floor served	7
Total Area	11561.2 sqm
Area for Refuge Floor (4 %)	**462.448 sqm**
(Note: Refuge Area provided at 14th , 21th & 28th floor for Material Testing Lab)	

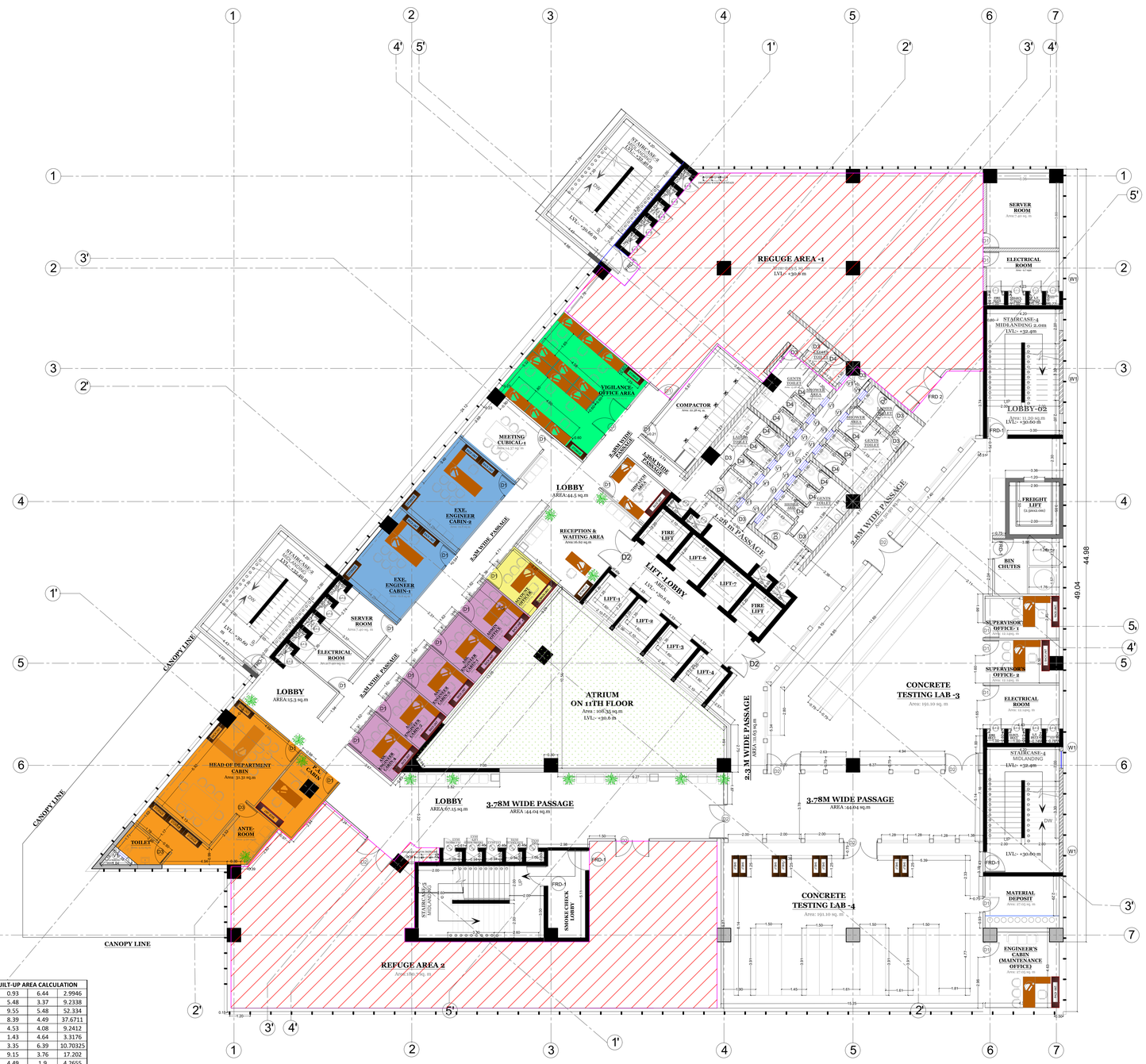

REFUGE FLOOR LAYOUT AT 14TH FLOOR (SCALE: 1:100)

DOOR AND WINDOW SCHEDULE FOR TESTING LAB FLOOR 14TH (REFUGE FLOOR)					
Sr. No.	Name	Type	Dimension	Description	No.
1	D1	Single Leaf	900x2400	Twframe flushed 35mmthick door with 4mm veneer on both sides and vision pane	23
2	D2	Double Leaf	2000x2400	Twframe ,Double Leaf, 20 mm thick, Tempered Glass Door	10
3	D3	Single Leaf	900x2400	Granite frame Single Leaf, TW Flush Door with Laminate	11
4	D4	Single Leaf	750x2400	Granite frame Single Leaf, TW Flush Door with laminate	14
5	D5	Double Leaf	1200x2400	Granite frame ,single Leaf, TW Flush Door with Laminate	2
6	F.R.D-1	Single Leaf	1200x2400	2 hour Fire Resistant Door with Vision Panel and Pannic Bar and Lever Handle on the other side	7
6	F.R.D-2	Double Leaf	1200x2400	2 hour Fire Resistant Door with Vision Panel and Allen Key Lock Lever Handle on the other side	0
7	S.F.D	Single Leaf	600x2400	2 hour Fire Resistant Door with Vision Panel and Allen Key Lock	18
8	V1	Louvered	600x1200	Aluminum Frame Louver Window with Glass Louvers	17

PRINTS ISSUED TO											
PRINTS ISSUED FOR											
NO. OF PRINTS											
DATE											
BY											

COLOURING OF PLANS AS PER DCPR-34

	THICK BLACK PLOT BOUNDARY		RED DOTTED DRAINAGE & SEWERAGE WORK
	GREEN EXISTING STREET		BLUE DOTTED THIN WATER SUPPLY
	GREEN DOTTED FUTURE STREET		RED HATCHED DEVIATIONS
	THICK BLACK DOTTED PERM. BLDG		GREEN WASH RECREATION GROUND
	NO COLOUR OPEN SPACES		BURNT SIENNA ROADS & SETBACKS
	YELLOW HATCHED DEMOLISHED WORK		APPROPRIATE COLOUR CODE RESERVATIONS
	RED FILLED PROPOSED WORK		

STATUS

R1 - APPROVAL DRAWING - SHEET NO : 7 OF 13

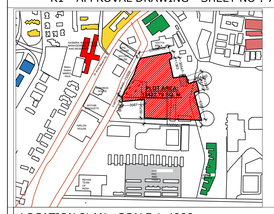

LOCATION PLAN SCALE 1:4000

CONTENT OF SHEET :

1. SIXTH FLOOR PLAN
2. AREA DIAGRAM AND CALCULATION
3. ACCOMMODATION SCHEDULE
4. DOOR & WINDOW SCHEDULE
5. FURNITURE SCHEDULE

	ADFO	DFO
SE-BP	AE-BP	EE-BP

CERTIFICATE

"THIS IS TO CERTIFY THAT THE SCOPE OF WORK HAS BEEN EXPLAINED TO ME BY THE ARCHITECT / CONSULTANT AND CONSIDERING THE BUDGET PROVISION THEREFORE I AM SATISFIED WITH THE PROJECT PROPOSAL"

ARCHITECT MASTER & ASSOCIATES

USER DEPARTMENT

MUNICIPAL ARCHITECT

REVISION	DATE	DESCRIPTION	BY
R1	16/08/2023	REVISIONS AS PER THE DISCUSSION (ADDITION OF INTERIORS) ON 12.08.2024	SABAH
R0	01/08/2023	CHANGES MADE AS PER THE COMMENTS MADE BY MA ON 31.07.2024	SABAH

FILE PATH :\1903- MATERIAL TESTING LAB\9. R9-DRAWINGS REVISED AS PER bp special cell COMMENTS discussed ON DTD.20-03-2024\CAD

TYPE OF DWG : APPROVAL DRAWING

CLIENT:(MCGM) MUNICIPAL CORPORATION OF GREATER MUMBAI (MCGM)

TITLE OF DRAWING : 14TH REFUGE FLOOR LAYOUT FOR MATERIAL TESTING LABORATORY, WORLI FOR APPROVAL

JOB TITLE : MATERIAL TESTING LABORATORY,WORLI

DRAWN BY : SABAH	N	PROJECT CODE: 1903
CHECKED BY: UDM		DRAWING NO:1903-512
SCALE: AS MENTIONED	DATE:31/07/2024	REVISION NO:R10

R1 - APPROVAL DRAWING - SHEET NO : 7 OF 13

STATUS

MASTER & ASSOCIATES
ARCHITECTS, INTERIOR DESIGNERS & PROJECT MANAGEMENT CONSULTANTS

MUMBAI
HAMAM HOUSE,34-38 AMBALAL DOSHI MARG, MUMBAI - 400 001, India
PHONE NO +91-22-2265 4606 / 4736 FAX 22700173
EMAIL ADD : udaymaster@rediffmail.com
udaymaster@gmail.com

ALGIERS
SLIMANE ABD ELAZIZ, CITE 18 LOGEMENTS BLOC - B1, N °3, CELLE DE REHMANIA, ZERALDA ALGERS.
PHONE NO 00213-071076049
EMAIL ADD : udaymasterarges@gmail.com
MOBILE : 213-93397968

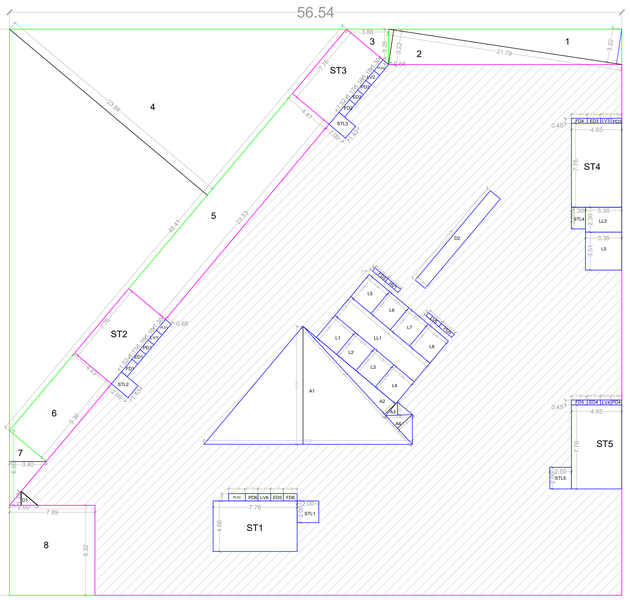

BUILT-UP AREA DIAGRAM

(SCALE: 1:200)

WORKSTATION AND OFFICES BUILT-UP AREA CALCULATION					
	A	56.54		52.3	2957.042
	DEDUCTIONS				
DEDUCTIONS	1	0.5	3.23	21.79	35.19085
	2	0.5	3.23	21.79	35.19085
	3	0.5	3.26	3.88	6.3244
	4	0.5	23.48	48.41	568.3334
	5	1	23.53	4.41	103.7673
	6	1	9.35	4.44	41.514
	7	0.5	3.4	6.91	11.747
	8	1	7.89	8.32	65.6448
STAIRCASE	ST1	1	7.76	4.66	36.1616
	ST2	1	7.76	4.43	34.3768
	ST3	1	7.76	4.44	34.4544
	ST4	1	4.65	7.76	36.084
	ST5	1	4.65	7.76	36.084
DUCT	D1	1	11.41	1.2	13.692
	D2	0.5	2.61	1.29	1.68345
ATRIUM	A1	0.5	19.25	10.91	105.0088
	A2	0.5	11.25	1.41	7.93125
	A3	0.5	1.22	2.46	1.5006
	A4	0.5	1.87	3.62	3.3847
LIFT	L1	1	2.45	2.66	6.517
	L2	1	2.33	2.66	6.1978
	L3	1	2.33	2.66	6.1978
	L4	1	2.45	2.66	6.517
	L5	1	2.45	2.66	6.517
	L6	1	2.33	2.66	6.1978
	L7	1	2.33	2.66	6.1978
	L8	1	2.45	2.66	6.517
	L9	1	3.36	3.51	11.7936
HVAC DUCT	HV1	1	1.55	0.68	1.054
FIRE DUCT	FD1	1	1.52	0.68	1.0336
	FD2	1	1.52	0.68	1.0336
	FD3	1	2.14	0.68	1.4552
	FD4	1	1.46	0.45	0.657
	FD5	1	1.46	0.45	0.657
	FD6	1	1.28	0.68	0.8704
ELECTRICAL DUCT	ED1	1	1.17	0.68	0.7956
	ED2	1	1.17	0.68	0.7956
	ED3	1	1.23	0.45	0.5535
	ED4	1	1.23	0.45	0.5535
	ED5	1	1.17	0.68	0.7956
PRESSURISED DUCT	PD1	1	1.16	0.68	0.7888
	PD2	1	1.16	0.68	0.7888
	PD3	1	0.99	0.45	0.4455
	PD4	1	0.99	0.45	0.4455
	PD5	1	1.78	0.68	1.2104
	PD6	1	1.17	0.68	0.7956
LV DUCT	LV1	1	1.18	0.68	0.8024
	LV2	1	1.18	0.68	0.8024
	LV3	1	0.97	0.45	0.4365
	LV4	1	0.97	0.45	0.4365
	LV5	1	1.55	0.68	1.054
	LV6	1	1.17	0.68	0.7956
PLUMBING DUCT	PLD1	1	1.3	0.68	0.884
	PLD2	1	1.3	0.68	0.884
	PLD3	1	1.55	0.68	1.054
STAIRCASE LOBBY	STL1	1	2	2	4
	STL2	1	1.43	2	2.86
	STL3	1	1.43	2	2.86
	STL4	1	1.3	2	2.6
	STL5	1	2	2	4
LIFT LOBBY	LL1	1	2.8	9.55	26.74
	LL2	1	3.36	2.3	7.728
TOTAL DEDUCTION (B)					1313.394
BUILTUP AREA (A-B)					1643.648

OFFICE FLOOR ACCOMODATION		
Sr. No.	Function	Area
1	RECEPTION & WAITING	16.62
2	LIFT LOBBY	33.6
3	MEETING CUBICAL-1	13.83
	P.A CABIN	11.12
6	LOUNGE AREA	24.75
7	KITCHEN	7.4
	WASH BASIN AREA	
8	DEPUTY CHIEF ENGINEER CABIN	59.76
9	AO CABIN	10.84
10	CONFERENCE-2	10.9
11	DISPATCH	9.48
12	EXE. ENGINEER CABIN-1	19.3
13	ASS ENGINEER-1	9.48
14	ASS ENGINEER-2	9.48
15	CANTEEN	179.58
16	TESTING LAB-I	191.1
17	TESTING LAB-II	120.36
18	OTHER MATERIAL TESTING LAB-III	330
19	BIN CHUTES	11.7
20	SUPERVISOR'S OFFICE 1	10.51
21	SUPERVISOR'S OFFICE 2	10.83
	ENGG DEPT. MAINTENNACE OFFICE	
	MATERIAL DEPOSIT	13
23	COMPACTOR ROOM	23.07
25	LOBBY-01	22.43
26	LOBBY-02	11.2
27	2.3M PASSAGE	49.2
28	2.7M PASSAGE	21.7
29	2.38 PASSAGE	50.9
30	1.98M PASSAGE	11.63
31	3.00M PASSAGE	44.04
32	TOILET	78.9
	Total	**1416.71**

DOOR AND WINDOW SCHEDULE FOR TESTING LAB FLOOR 15TH, 16TH & 17TH FLOOR					
Sr. No.	Name	Type	Dimension	Description	No.
1	D1	Single Leaf	900X2400	Twframe flushed 35mmthick door with 4mm veneer on both sides and vision pane	23
2	D2	Double Leaf	2000X2400	Twframe ,Double Leaf, 20 mm thick, Tempered Glass Door	9
3	D3	Single Leaf	900X2400	Granite frame Single Leaf, TW Flush Door with Laminate	10
4	D4	Single Leaf	750X2400	Granite frame Single Leaf, TW Flush Door with Laminate	14
5	D5	Double Leaf	1200X2400	Granite frame ,single Leaf, TW Flush Door with Laminate	2
6	F.R.D-1	Single Leaf	1200X2400	2 hour Fire Resistant Door with Vision Panel and Pannic Bar and Lever Handle on the other side	7
6	F.R.D-2	Double Leaf	1200X2400	2 hour Fire Resistant Door with Vision Panel and Pannic Bar and Lever Handle on the other side	0
7	S.F.D	Single Leaf	600X2400	2 hour Fire Resistant Door with Vision Panel and Allen Key Lock	18
8	W1	Sliding	1000X1200	1 Panel Sliding Window, Aluminium Frame, Alumium Track with Tempered Glass	0
9	V1	Louvered	600X1200	Aluminum Frame Louver Window with Glass Louvers	17

AREA FOR REFUGE FLOOR		
Area of each Work station Floor	1651	sqm
No. of floor served	7	
Total Area	11557	sqm
Area for Refuge Floor (4 %)	**462.28**	**sqm**
(Note: Refuge Area provided at 14th , 21th & 28th floor for Material Testing Lab)		

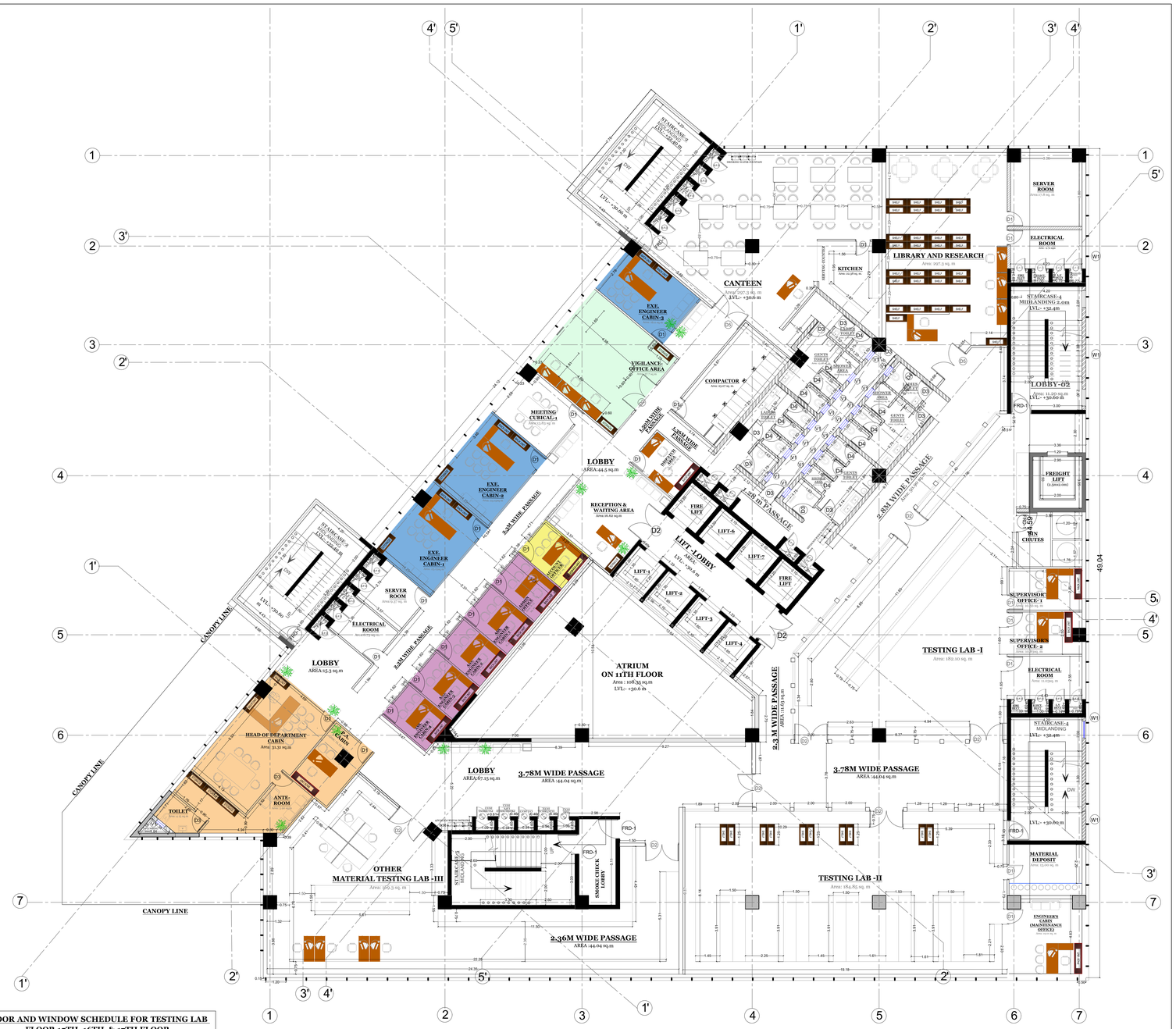

TESTING LAB FLOOR LAYOUT AT 15TH,16TH AND 17TH FLOOR (SCALE: 1:100)

R1 APPROVAL DRAWING - SHEET NO : 8 OF 13

LOCATION PLAN SCALE 1:4000

CONTENT OF SHEET :

1. SIXTH FLOOR PLAN
2. AREA DIAGRAM AND CALCULATION
3. ACCOMMODATION SCHEDULE
4. DOOR & WINDOW SCHEDULE
5. FURNITURE SCHEDULE

	ADFO	DFO
SE-BP	AE-BP	EE-BP

CERTIFICATE

"THIS IS TO CERTIFY THAT THE SCOPE OF WORK HAS BEEN EXPLAINED TO ME BY THE ARCHITECT / CONSULTANT AND CONSIDERING THE BUDGET PROVISION THEREFORE I AM SATISFIED WITH THE PROJECT PROPOSAL"

USER DEPARTMENT

ARCHITECT MASTER & ASSOCIATES

MUNICIPAL ARCHITECT

REVISION	DATE	DESCRIPTION	BY
R1	16/08/2023	FINAL REVISIONS AS PER THE DISCUSSION (ADDITION OF INTERIORS) ON 12.08.2024	SABAH
R0	01/08/2023	CHANGES MADE AS PER THE COMMENTS MADE BY MA ON 31.07.2024	SABAH

FILE PATH :\1903- MATERIAL TESTING LAB\9. R9-DRAWINGS REVISED AS PER bp special cell COMMENTS discussed ON DTD.20-03-2024\CAD

TYPE OF DWG :
APPROVAL DRAWING

CLIENT:(MCGM)
MUNICIPAL CORPORATION OF GREATER MUMBAI (MCGM)

TITLE OF DRAWING : 14TH REFUGE FLOOR LAYOUT FOR MATERIAL TESTING LABORATORY, WORLI FOR APPROVAL

JOB TITLE : MATERIAL TESTING LABORATORY,WORLI

DRAWN BY : SABAH	N	PROJECT CODE: 1903
CHECKED BY: UDM		DRAWING NO:1903-512
SCALE: AS MENTIONED	DATE:31/07/2024	REVISION NO:R10

R1 APPROVAL DRAWING - SHEET NO : 8 OF 13

STATUS

PRINTS ISSUED TO														
PRINTS ISSUED FOR														
NO. OF PRINTS														
DATE														
BY														

COLOURING OF PLANS AS PER DCPR-34

	THICK BLACK PLOT BOUNDARY		RED DOTTED DRAINAGE & SEWERAGE WORK
	GREEN EXISTING STREET		BLUE DOTTED THIN WATER SUPPLY
	GREEN DOTTED FUTURE STREET		RED HATCHED DEVIATIONS
	THICK BLACK DOTTED PERM. BLDG		GREEN WASH RECREATION GROUND
	NO COLOUR OPEN SPACES		BURNT SIENNA ROADS & SETBACKS
	YELLOW HATCHED DEMOLISHED WORK		APPROPRIATE COLOUR CODE RESERVATIONS
	RED FILLED PROPOSED WORK		

STATUS

MASTER & ASSOCIATES
ARCHITECTS, INTERIOR DESIGNERS & PROJECT MANAGEMENT CONSULTANTS

MUMBAI
HAMAM HOUSE,34-38 AMBALAL DOSHI MARG, MUMBAI - 400 001, India.
PHONE NO +91-22-2265 4606 / 4736 FAX 22700173
EMAIL ADD : • udaymaster@rediffmail.com • udaymaster@gmail.com

ALGIERS
SLIMANE ABD ELAZIZ, CITE 18 LOGEMENTS BLOC - B1, N °3, CILLE DE REHMANIA, ZERALDA ALGIERS.
PHONE NO 00213-071076049
EMAIL ADD : • udaymasteralgeria@gmail.com
MOBILE : 213-923979568

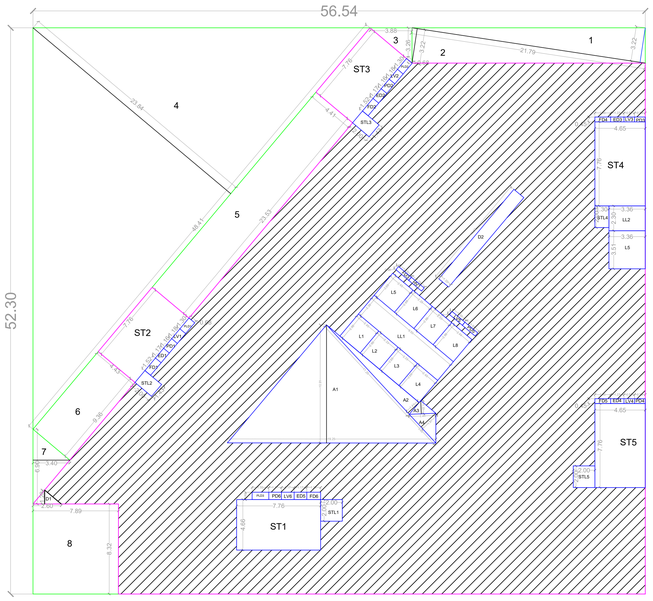

AREA DIAGRAM (SCALE: 1:200)

WORKSTATION AND OFFICES BUILT-UP AREA CALCULATION					
	A	56.54		52.3	2957.042
	DEDUCTIONS				
DEDUCTIONS	1	0.5	3.23	21.79	35.19085
	2	0.5	3.23	21.79	35.19085
	3	0.5	3.26	3.88	6.3244
	4	0.5	23.48	48.41	568.3334
	5	1	23.53	4.41	103.7673
	6	1	9.35	4.44	41.514
	7	0.5	3.4	6.91	11.747
	8	1	7.89	8.32	65.6448
STAIRCASE	ST1	1	7.76	4.66	36.1616
	ST2	1	7.76	4.43	34.3768
	ST3	1	7.76	4.44	34.4544
	ST4	1	4.65	7.76	36.084
	ST5	1	4.65	7.76	36.084
DUCT	D1	1	11.41	1.2	13.692
	D2	0.5	2.61	1.29	1.68345
ATRIUM	A1	0.5	19.25	10.91	105.0088
	A2	0.5	11.25	1.41	7.93125
	A3	0.5	1.22	2.46	1.5006
	A4	0.5	1.87	3.62	3.3847
LIFT	L1	1	2.45	2.66	6.517
	L2	1	2.33	2.66	6.1978
	L3	1	2.33	2.66	6.1978
	L4	1	2.45	2.66	6.517
	L5	1	2.45	2.66	6.517
	L6	1	2.33	2.66	6.1978
	L7	1	2.33	2.66	6.1978
	L8	1	2.45	2.66	6.517
	L9	1	3.36	3.51	11.7936
HVAC DUCT	HV1	1	1.55	0.68	1.054
FIRE DUCT	FD1	1	1.52	0.68	1.0336
	FD2	1	1.52	0.68	1.0336
	FD3	1	2.14	0.68	1.4552
	FD4	1	1.46	0.45	0.657
	FD5	1	1.46	0.45	0.657
	FD6	1	1.28	0.68	0.8704
ELECTRICAL DUCT	ED1	1	1.17	0.68	0.7956
	ED2	1	1.17	0.68	0.7956
	ED3	1	1.23	0.45	0.5535
	ED4	1	1.23	0.45	0.5535
	ED5	1	1.17	0.68	0.7956
PRESSURISED DUCT	PD1	1	1.16	0.68	0.7888
	PD2	1	1.16	0.68	0.7888
	PD3	1	0.99	0.45	0.4455
	PD4	1	0.99	0.45	0.4455
	PD5	1	1.78	0.68	1.2104
	PD6	1	1.17	0.68	0.7956
LV DUCT	LV1	1	1.18	0.68	0.8024
	LV2	1	1.18	0.68	0.8024
	LV3	1	0.97	0.45	0.4365
	LV4	1	0.97	0.45	0.4365
	LV5	1	1.55	0.68	1.054
	LV6	1	1.17	0.68	0.7956
PLUMBING DUCT	PLD1	1	1.3	0.68	0.884
	PLD2	1	1.3	0.68	0.884
	PLD3	1	1.55	0.68	1.054
STAIRCASE LOBBY	STL1	1	2	2	4
	STL2	1	1.43	2	2.86
	STL3	1	1.43	2	2.86
	STL4	1	1.3	2	2.6
	STL5	1	2	2	4
LIFT LOBBY	LL1	1	2.8	9.55	26.74
	LL2	1	3.36	2.3	7.728
TOTAL DEDUCTION (B)					1313.394
BUILTUP AREA (A-B)					1643.648

FURNITURE SCHEDULE

SR. NO.	TYPE	ITEMS	NOS.
1.		AE/ AO/P.A TABLE- 1800 X 700	11
2.		EXE. ENG- 2400 X 700	04
3-		DY.C ENG- 3600 X 800	01
4-		WORKSTATION- 1500 X 600	62
5-		DISPATCH- 1500 X 600	04
6.		CONFERENCE TABLE- 1 5400 X 1400	01
7.		DY.C.E. CONFERENCE TABLE- 2 2000 X 1200	02
8.		MEETING CUBICAL TABLE- 2000 X 1200	03
9.		STORAGE UNIT- 1250 X 450 X 2100	54
10.		BACK UNIT- 1250 X 450 X 1800	21
11.		BACK UNIT- 1800 X 450 X 1800	12
12.		VISTOR'S CHAIR	65
13.		HIGH BACK CHAIR	01
14.		STAFF CHAIR	105

WORKSTATION FLOOR ACCOMODATION

SR.NO	FUNCTION	NO. OF ACTIVITY	AREA (SQ.M)
1	RECEPTION & WAITING	2	39.8
2	LIFT LOBBY -1	1	20
3	LIFT LOBBY -2	1	10
4	LOBBY -1	1	19.2
5	LOBBY -2	1	42
6	WAITING LOUNGE AREA 1	1	35.2
7	WAITING LOUNGE AREA 2	1	48.2
8	CONFERENCE ROOM-1	1	47.55
9	CONFERENCE ROOM-2	1	20.96
10	COMPACTOR	1	36.9
11	MEETING CUBICALS	4	59.27
12	WAITING LOUNGE AREA	4	83.4
13	DEPUTY CHIEF ENGINEER CABIN	1	59.79
14	AO CABIN	1	10.84
15	PA CABIN	1	10.9
16	EXE. ENGINEER CABIN	4	85.61
17	ASS ENGINEER	9	85.05
18	SUB-ENG.WORKSTATION	1	322.72
19	HEAD CLERK & CLERK	1	21.49
20	ADMINISTRATION WORKSTATION	1	101.87
21	DISPATCH	2	19.4
22	EXHIBITION/ LIBRARY	1	179.58
23	STAFF & PANTRY	1	11.54
24	TOILET	1	75.07
25	SERVICE AREA	1	16.41
26	SERVER ROOM 1	1	7.4
27	SERVER ROOM 2	1	11
28	ELECTRIC ROOM 1	1	11
29	ELECTRIC ROOM 2	1	6.4
30	PRINT STATION	1	8.46
	TOTAL		**1507**

SCHEDULE FOR TOILETS FOR MATERIAL TESTING LABORATORY, WORLI

SNO.	FLOOR	OCCUPANCY	VISITORS (10%)	TOTAL	WASH BASIN MALES	WASH BASIN FEMALES	WATER CLOSET MALES	WATER CLOSET FEMALES	URINALS MALES
1	GROUND FLOOR	up to 50 per	5	55	2	2	2	2	3
2	11TH FLOOR	88	8.8	96.8	4	4	2	4	4
3	12TH FLOOR	88	8.8	96.8	4	4	2	4	4
4	13TH FLOOR	88	8.8	96.8	4	4	2	4	4
5	14TH FLOOR	88	8.8	96.8	4	4	2	4	4
6	15TH FLOOR	88	8.8	96.8	4	4	2	4	4
7	16TH FLOOR	88	8.8	96.8	4	4	2	4	4
8	17TH FLOOR	88	8.8	96.8	4	4	2	4	4
9	18TH FLOOR	88	8.8	96.8	4	4	2	4	4
10	19TH FLOOR	88	8.8	96.8	4	4	2	4	4
11	20TH FLOOR	88	8.8	96.8	4	4	2	4	4
12	21ST FLOOR	88	8.8	96.8	4	4	2	4	4
13	22nd FLOOR	88	8.8	96.8	4	4	2	4	4
14	23rd FLOOR	88	8.8	96.8	4	4	2	4	4
15	24th FLOOR	88	8.8	96.8	4	4	2	4	4
16	25th FLOOR	88	8.8	96.8	4	4	2	4	4
17	26th FLOOR	88	8.8	96.8	4	4	2	4	4

FOR OFFICE BUILDINGS AS PER NBC	MALES	FEMALES
WASH BASIN FOR STAFF TOILETS	1PER 25	1PER 25
WATER CLOSET FOR STAFF TOILETS	1 PER 25	1PER 25
URINAL FOR STAFF TOILETS	4 FOR 71 -100	
	3 FOR 46 -70	

TYPICAL LAYOUT (WORK-STATION AND OFFICES)
18TH TO 19TH FLOOR(i)
22nd to 27th FLOOR(ii)
29TH(iii)
(SCALE: 1:100)

DOOR AND WINDOW SCHEDULE FOR WORK STATION

Sr. No.	Name	Type	Dimension	Description	No.
1	D1	Single Leaf	900x2400	Twframe flushed 35mmthick door with 4mm veneer on both sides and vision pane	33
2	D2	Double Leaf	2000x2400	Twframe ,Double Leaf, 20 mm thick, Tempered Glass Door	7
3	D3	Single Leaf	900x2400	Twframe flushed 35mmthick door with 4mm veneer on both sides and vision pane and laminate finish.	10
4	D4	Single Leaf	750x2400	Granite frame Single Leaf, TW Flush Door with Laminate	12
5	D5	Double Leaf	1200x2400	Granite frame ,double Leaf, TW Flush Door with Laminate	2
6	F.R.D-1	Single Leaf	1200x2400	2 hour Fire Resistant Door with Vision Panel and Pannic Bar and Lever Handle on the other side	6
9	F.R.D-2	Single Leaf	2000x2400	2 hour Fire Resistant Door with Vision Panel and Pannic Bar and Lever Handle on the other side	4
10	S.F.D	Single Leaf	600x2400	2 hour Fire Resistant Door with Vision Panel and Allen Key Lock	27
12	W2	Sliding	1200x1200	2 Panel Sliding Window, Aluminium Frame, Alumium Track with Tempered Glass	6
13	V1	Louvered	600x1200	Aluminum Frame Louver Window with Glass Louvers	16

SR. NO.	INDICATION	VIGILANCE DEPARTMENT	NOS OF PERSON
1.		CHIEF ENGINEER	01
2.		DEPUTY CHIEF ENGINEER	01
3.		ADMINISTRATOR OFFICER	01
4.		PERSONAL ASSISTANT	01
5.		EXECUTIVE ENGINEER	05
6.		ASSISTANT ENGINEER	09
7.		SUB- ENGINEER	50
8.		ADMINISTRATION STAFF	22

R1 APPROVAL DRAWING- SHEET NO : 9 OF 14

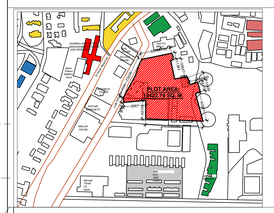

PLOT AREA : 13422.79 sqm

LOCATION PLAN SCALE 1:4000

CONTENT OF SHEET :

1. SIXTH FLOOR PLAN
2. AREA DIAGRAM AND CALCULATION
3. ACCOMMODATION SCHEDULE
4. DOOR & WINDOW SCHEDULE
5. FURNITURE SCHEDULE

	ADFO	DFO
SE-BP	AE-BP	EE-BP

CERTIFICATE

"THIS IS TO CERTIFY THAT THE SCOPE OF WORK HAS BEEN EXPLAINED TO ME BY THE ARCHITECT / CONSULTANT AND CONSIDERING THE BUDGET PROVISION THEREFORE I AM SATISFIED WITH THE PROJECT PROPOSAL"

USER DEPARTMENT

ARCHITECT MASTER & ASSOCIATES

MUNICIPAL ARCHITECT

REVISION	DATE	DESCRIPTION	BY
R1	06/08/2024	DRAWING MODIFIED AS PER DESIGN REQUIREMENT OF M&E DEPARTMENT. COMMENTS DISCUSSED ON DTD.06.08.2024(ADDITION OF SERVER ROOM AND ELECTRICAL ROOM ON EACH FLOOR)	SABAH
R0	02/08/2024	DRAWING MODIFIED AS PER DESIGN REQUIREMENT OF BP SPECIAL CELL COMMENTS DISCUSSED ON DTD.08.07.2024	SABAH

FILE PATH :F:\1903_MATERIAL TESTING LABORATORY\DRAWINGS\DWG\R0_REVISED DESIGN SCHEME_01.08.2024\1903-500

TYPE OF DWG :
APPROVAL DRAWING

CLIENT:(MCGM)
MUNICIPAL CORPORATION OF GREATER MUMBAI (MCGM)

TITLE OF DRAWING : TYPICAL FLOOR FOR OFFICE LAYOUT FOR MATERIAL TESTING LABORATORY, WORLI

JOB TITLE : MATERIAL TESTING LABORATORY,WORLI

DRAWN BY : SABAH	N	PROJECT CODE: 1903
CHECKED BY: UDM		DRAWING NO:1903-500
SCALE: AS MENTIONED	DATE:14/08/2024	REVISION NO:R10

R1 APPROVAL DRAWING- SHEET NO : 9 OF 13

STATUS

PRINTS ISSUED TO												
PRINTS ISSUED FOR												
NO. OF PRINTS												
DATE												
BY												

COLOURING OF PLANS AS PER DCPR-34

THICK BLACK PLOT BOUNDARY	RED DOTTED DRAINAGE & SEWERAGE WORK
GREEN EXISTING STREET	BLUE DOTTED THIN WATER SUPPLY
GREEN DOTTED FUTURE STREET	RED HATCHED DEVIATIONS
THICK BLACK DOTTED PERM. BLDG	GREEN WASH RECREATION GROUND
NO COLOUR OPEN SPACES	BURNT SIENNA ROADS & SETBACKS
YELLOW HATCHED DEMOLISHED WORK	APPROPRIATE COLOUR CODE RESERVATIONS
RED FILLED PROPOSED WORK	

STATUS

MASTER & ASSOCIATES
ARCHITECTS, INTERIOR DESIGNERS & PROJECT MANAGEMENT CONSULTANTS

MUMBAI
HAMAM HOUSE,34-38 AMBALAL DOSHI MARG, MUMBAI - 400 001, India.
PHONE NO +91-22-2265 4606 / 4736 FAX 22700173
EMAIL ADD : • udaymaster@rediffmail.com • udaymaster@gmail.com

ALGIERS
SLIMANE ABD ELAZIZ, CITE 18 LOGEMENTS BLOC - B1, N °3, CILLE DE REHMANIA, ZERALDA ALGIERS.
PHONE NO 00213-071076049
EMAIL ADD : " udaymasterargeria@gmail.com
MOBILE : 213-93397968

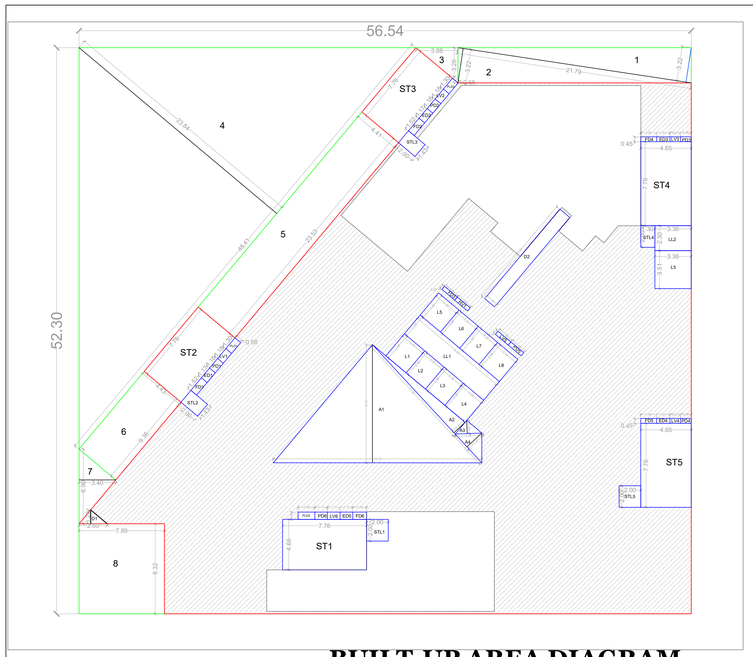

BUILT-UP AREA DIAGRAM (1:200)

BUILT-UP AREA CALCULATION					
TYPICAL REFUGE FLOOR FOR 18TH FLOOR AND 25TH FLOOR					
	A	56.54		52.76	2983.05
DEDUCTIONS					
DEDUCTIONS	1	0.5	49.02	24.14	591.6714
	2	0.5	6.89	3.39	11.67855
	3	1	9.38	4.43	41.5534
	4	1	24.12	4.43	106.8516
	5	0.5	5.79	2.86	8.2797
	6	0.5	20.26	1.22	12.3586
	7	0.5	19.28	1.21	11.6644
	8	1	7.89	8.32	65.6448
STAIRCASE	ST1	1	7.76	4.66	36.1616
	ST2	1	7.76	4.43	34.3768
	ST3	1	7.76	4.44	34.4544
	ST4	1	4.65	7.76	36.084
	ST5	1	4.65	7.76	36.084
DUCT	D1	1	11.41	1.2	13.692
	D2	0.5	2.61	1.29	1.68345
ATRIUM	AT1	0.5	17.72	10.54	93.3844
	AT2	0.5	13.25	0.61	4.04125
	AT3	0.5	14.31	1.63	11.66265
LIFT	L1	1	2.56	2.66	6.8096
	L2	1	2.1	2.66	5.586
	L3	1	2.33	2.66	6.1978
	L4	1	2.56	2.66	6.8096
	L5	1	3.36	3.51	11.7936
HVAC DUCT	HV1	1	1.55	0.68	1.054
FIRE DUCT	FD1	1	1.52	0.68	1.0336
	FD2	1	1.52	0.68	1.0336
	FD3	1	2.14	0.68	1.4552
	FD4	1	1.46	0.45	0.657
	FD5	1	1.46	0.45	0.657
	FD6	1	1.28	0.68	0.8704
ELECTRICAL DUCT	ED1	1	1.17	0.68	0.7956
	ED2	1	1.17	0.68	0.7956
	ED3	1	1.23	0.45	0.5535
	ED4	1	1.23	0.45	0.5535
	ED5	1	1.17	0.68	0.7956
PRESSURISED DUCT	PD1	1	1.16	0.68	0.7888
	PD2	1	1.16	0.68	0.7888
	PD3	1	0.99	0.45	0.4455
	PD4	1	0.99	0.45	0.4455
	PD5	1	1.78	0.68	1.2104
	PD6	1	1.17	0.68	0.7956
LV DUCT	LV1	1	1.18	0.68	0.8024
	LV2	1	1.18	0.68	0.8024
	LV3	1	0.97	0.45	0.4365
	LV4	1	0.97	0.45	0.4365
	LV5	1	1.55	0.68	1.054
	LV6	1	1.17	0.68	0.7956
PLUMBING DUCT	PLD1	1	1.3	0.68	0.884
	PLD2	1	1.3	0.68	0.884
	PLD3	1	1.55	0.68	1.054
STAIRCASE LOBBY	STL1	1	2	2	4
	STL2	1	1.43	2	2.86
	STL3	1	1.43	2	2.86
	STL4	1	1.3	2	2.6
	STL5	1	2	2	4
LIFT LOBBY	LL1	1	2.2	9.55	21.01
	LL2	1	3.36	2.3	7.728
REFUGE AREA	1	1			276.75
	2	1			206.75
TOTAL DEDUCTION (B)					1738.96
BUILTUP AREA (A-B)					1244.09

11TH FLOOR ACCOMODATION		
Sr. No.	Function	Area
1	RECEPTION & WAITING	16.62
2	LIFT LOBBY	33.6
3	MEETING CUBICAL-1	14.37
4	MEETING CUBICAL-2	13.56
4	MEETING CUBICAL-3	13.56
	P.A CABIN	11.12
5	CONFERENCE-1	47.55
6	LOUNGE AREA	24.75
7	PANTRY	7.4
8	DEPUTY CHIEF ENGINEER CABIN	59.76
9	AO CABIN	10.84
10	CONFERENCE-2	10.9
11	DISPATCH	9.48
12	EXE. ENGINEER CABIN-1	19.3
13	ASS ENGINEER-1	9.48
14	ASS ENGINEER-2	9.48
15	ASPHALT PLANT WORKER'S OFFICE	179.58
16	CONCRETE TESTING LAB-3	191.1
17	CONCRETE TESTING LAB-4	120.36
18	OTHER MATERIAL TESTING LAB-5	330
19	BIN CHUTES	11.7
20	MAINTENANCE OFFICE	27.05
21	WORKSTATION MAINTENANCE OFFICE-1	18.09
22	WORKSTATION MAINTENANCE OFFICE-2	18.09
23	COMPACTOR ROOM	22.38
24	TERRACE	113.07
25	LOBBY-01	22.43
26	LOBBY-02	11.2
27	2.3M PASSAGE	49.2
28	2.7M PASSAGE	21.7
29	2.38 PASSAGE	50.9
30	1.98M PASSAGE	11.63
31	3.00M PASSAGE	44.04

TYPICAL REFUGE FLOOR LAYOUT AT 21st AND 28TH FLOOR (SCALE: 1:100)

DOOR AND WINDOW SCHEDULE FOR WORK STATION					
Sr. No.	Name	Type	Dimension	Description	No.
1	D1	Single Leaf	900x2400	Twframe flushed 35mmthick door with 4mm veneer on both sides and vision pane	22
2	D2	Double Leaf	2000x2400	Twframe ,Double Leaf, 20 mm thick, Tempered Glass Door	5
3	D3	Single Leaf	900x2400	Twframe flushed 35mmthick door with 4mm veneer on both sides and vision pane and laminate finish.	9
4	D4	Single Leaf	750x2400	Granite frame Single Leaf, TW Flush Door with Laminate	12
5	D5	Double Leaf	1200x2400	Granite frame ,double Leaf, TW Flush Door with Laminate	2
6	F.R.D-1	Single Leaf	1200x2400	2 hour Fire Resistant Door with Vision Panel and Pannic Bar and Lever Handle on the other side	6
9	F.R.D-2	Single Leaf	2000x2400	2 hour Fire Resistant Door with Vision Panel and Pannic Bar and Lever Handle on the other side	4
10	S.F.D	Single Leaf	600x2400	2 hour Fire Resistant Door with Vision Panel and Allen Key Lock	27
12	W2	Sliding	1200X1200	2 Panel Sliding Window, Aluminium Frame, Alumium Track with Tempered Glass	6
13	V1	Louvered	600X1200	Aluminum Frame Louver Window with Glass Louvers	13

AREA FOR REFUGE FLOOR

Area of each Work station Floor	1643.6 sqm
No. of floor served	7
Total Area	11505.2 sqm
Area for Refuge Floor (4 %)	**460.208 sqm**

(Note: Refuge Area provided at 11th , 18th & 25th floor for Material Testing Lab)

SR. NO.	INDICATION	VIGILANCE DEPARTMENT	NOS OF PERSON
1.		CHIEF ENGINEER	01
2.		DEPUTY CHIEF ENGINEER	01
3.		ADMINISTRATOR OFFICER	01
4.		PERSONAL ASSISTANT	01
5.		EXECUTIVE ENGINEER	02
6.		ASSISTANT ENGINEER	07
7.		SUB- ENGINEER	38
8.		ADMINISTRATION STAFF	16

R0 APPROVAL DRAWING - SHEET NO : 10 OF 13

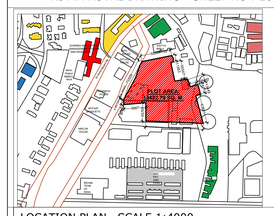

PLOT AREA : 13422.79 sqm

LOCATION PLAN SCALE 1:4000

CONTENT OF SHEET :

1. SIXTH FLOOR PLAN
2. AREA DIAGRAM AND CALCULATION
3. ACCOMMODATION SCHEDULE
4. DOOR & WINDOW SCHEDULE
5. FURNITURE SCHEDULE

	ADFO	DFO
SE-BP	AE-BP	EE-BP

CERTIFICATE

"THIS IS TO CERTIFY THAT THE SCOPE OF WORK HAS BEEN EXPLAINED TO ME BY THE ARCHITECT / CONSULTANT AND CONSIDERING THE BUDGET PROVISION THEREFORE I AM SATISFIED WITH THE PROJECT PROPOSAL"

USER DEPARTMENT

ARCHITECT MASTER & ASSOCIATES

MUNICIPAL ARCHITECT

REVISION	DATE	DESCRIPTION	BY
R0	02/03/2023	DRAWING REVISED AS PER MA COMMENTS	SABAH

FILE PATH :\1903- MATERIAL TESTING LAB\9. R9-DRAWINGS REVISED AS PER bp special cell COMMENTS discussed ON DTD.20-03-2024\CAD

TYPE OF DWG : APPROVAL DRAWING

CLIENT:(MCGM) MUNICIPAL CORPORATION OF GREATER MUMBAI (MCGM)

TITLE OF DRAWING : TYPICAL REFUGE FLOOR LAYOUT FOR 18TH AND 25TH FLOOR FOR MATERIAL TESTING LABORATORY, WORLI FOR APPROVAL

JOB TITLE : MATERIAL TESTING LABORATORY,WORLI

DRAWN BY : SABAH	N	PROJECT CODE: 1903
CHECKED BY: UDM		DRAWING NO:1903-512
SCALE: AS MENTIONED	DATE:06/08/2024	REVISION NO:R10

R0 REVISED DESIGN SCHEME - SHEET NO : 10 OF 13

STATUS

PRINTS ISSUED TO													
PRINTS ISSUED FOR													
NO. OF PRINTS													
DATE													
BY													

COLOURING OF PLANS AS PER DCPR-34

	THICK BLACK PLOT BOUNDARY		RED DOTTED DRAINAGE & SEWERAGE WORK
	GREEN EXISTING STREET		BLUE DOTTED THIN WATER SUPPLY
	GREEN DOTTED FUTURE STREET		RED HATCHED DEVIATIONS
	THICK BLACK DOTTED PERM. BLDG		GREEN WASH RECREATION GROUND
	NO COLOUR OPEN SPACES		BURNT SIENNA ROADS & SETBACKS
	YELLOW HATCHED DEMOLISHED WORK		APPROPRIATE COLOUR CODE RESERVATIONS
	RED FILLED PROPOSED WORK		

STATUS

MASTER & ASSOCIATES
ARCHITECTS, INTERIOR DESIGNERS & PROJECT MANAGEMENT CONSULTANTS

MUMBAI
HAMAM HOUSE,34-38 AMBALAL DOSHI MARG, MUMBAI - 400 001, India.
PHONE NO +91-22-2265 4606 / 4736 FAX 22700173
EMAIL ADD : • udaymaster@rediffmail.com • udaymaster@gmail.com

ALGIERS
SLIMANE ABD ELAZIZ, CITE 18 LOGEMENTS BLOC - B1, N °3, CILLE DE REHMANIA, ZERALDA ALGIERS.
PHONE NO 00213-071076049
EMAIL ADD : • udaymasteralgeria@gmail.com
MOBILE : 213-93397968

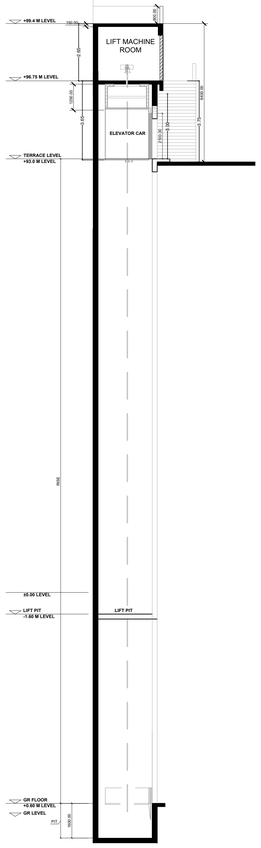

SECTION A-A'

LIFT DETAILED PLAN

SCALE 1:100

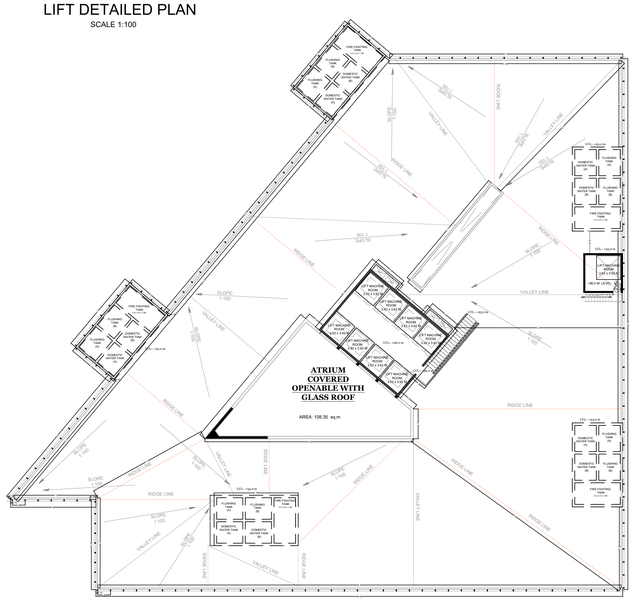

ROOF PLAN (SCALE: 1:200)

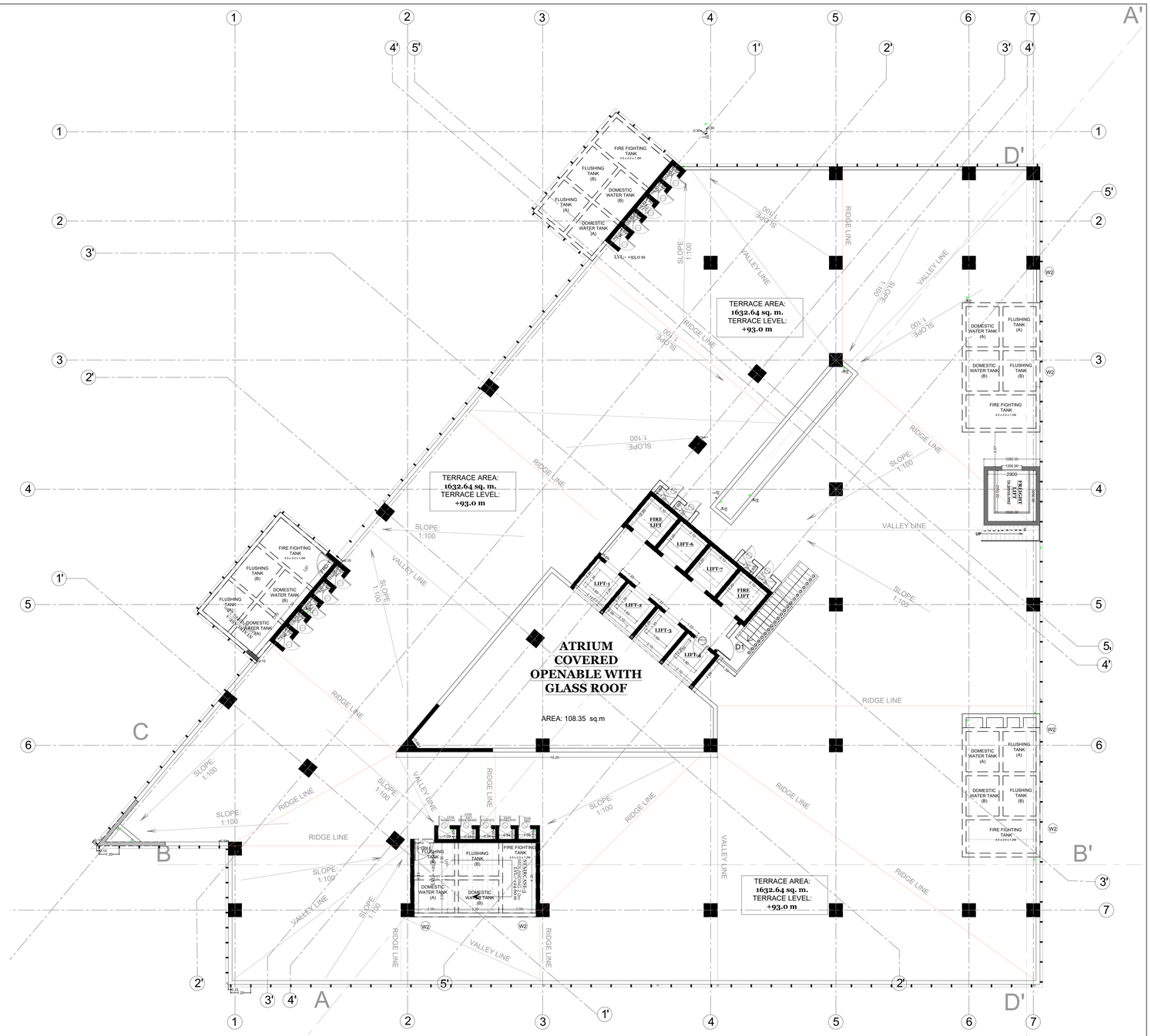

TERRACE LEVEL PLAN (SECTIONAL) (SCALE: 1:100)

TERRACE FLOOR					
Sr. No.	Name	Type	Dimension	Description	No.
1	D1	Single Leaf	900x2400	Twframe flushed 35mmthick door with 4mm veneer on both sides and vision pane	0
2	D2	Double Leaf	2000x2400	Twframe ,Double Leaf, 20 mm thick, Tempered Glass Door	2
3	D3	Single Leaf	900x2400	Twframe flushed 35mmthick door with 4mm veneer on both sides and vision pane and laminate finish.	0
4	D4	Single Leaf	750x2400	Granite frame Single Leaf, TW Flush Door with Laminate	0
5	D5	Double Leaf	1200x2400	Granite frame ,double Leaf, TW Flush Door with Laminate	0
6	F.R.D-1	Single Leaf	1200x2400	2 hour Fire Resistant Door with Vision Panel and Pannic Bar and Lever Handle on the other side	5
7	F.R.D-2	Single Leaf	1200x2400	2 hour Fire Resistant Door with Vision Panel and Lever Handle on the other side	0
8	F.R.D-3	Single Leaf	1000x2401	2 hour Fire Resistant Door with Vision Panel and Pannic Bar and Lever Handle on the other side	0
9	F.R.D-4	Single Leaf	900x2400	2 hour Fire Resistant Door with Vision Panel and Pannic Bar and Lever Handle on the other side	2
9	S.F.D	Single Leaf	600x2400	2 hour Fire Resistant Door with Vision Panel and Allen Key Lock	0
10	W1	Top Hung	1000X1200		0
11	W2	Sliding	1000X1200	2 Panel Sliding Window, Aluminium Frame, Alumium Track with Tempered Glass	6
12	V1	Louvered	600x1200	Aluminum Frame Louver Window with Glass Louvers	0

CALCULATION FOR OVERHEAD TANK	
AS PER NBC, 50% OF UGT CAPACITY	105 Cu.M.
FIRE FIGHTING	30 Cu.M.
DIVIDED IN 3 OHTS	
SIZE OF OHT 01 = 4.5 x 5.07 x 1.55 (CLEAR HT) = 35 Cu.M	
SIZE OF OHT 02 = 4.5 x 5.07 x 1.55 (CLEAR HT) = 35 Cu.M	
SIZE OF OHT 03 = 4.5 x 5.07 x 1.55 (CLEAR HT) = 35 Cu.M	
TOTAL HEIGHT = 1.3MT.	
FREEBOARD = .3 MT	

R1 APPROVAL DRAWINGS- SHEET NO : 11 OF 13

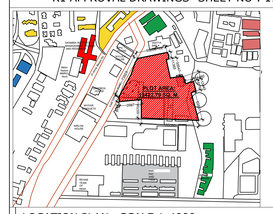

PLOT AREA : 13422.79 sqm

LOCATION PLAN SCALE 1:4000

CONTENT OF SHEET :

1. TERRACE LEVEL PLAN
2. LIFT DETAILED PLAN AND SECTION

	ADFO	DFO
SE-BP	AE-BP	EE-BP

CERTIFICATE

"THIS IS TO CERTIFY THAT THE SCOPE OF WORK HAS BEEN EXPLAINED TO ME BY THE ARCHITECT / CONSULTANT AND CONSIDERING THE BUDGET PROVISION THEREFORE I AM SATISFIED WITH THE PROJECT PROPOSAL"

ARCHITECT MASTER & ASSOCIATES

USER DEPARTMENT

MUNICIPAL ARCHITECT

REVISION	DATE	DESCRIPTION	BY
R1	19/08/2024	CHANGES AS PER THE DISCUSSION	SABAH
R0	11/08/2024	FINAL SHEETS FOR APPROVAL	SABAH

FILE PATH : F:\1903_MATERIAL TESTING LABORATORY\DRAWINGS\DWG\R0_REVISED DESIGN SCHEME_01.08.2024\1903-500

TYPE OF DWG : APPROVAL DRAWING

CLIENT:(MCGM) MUNICIPAL CORPORATION OF GREATER MUMBAI (MCGM)

TITLE OF DRAWING : TERRACE FLOOR PLAN FOR MATERIAL TESTING LABORATORY, WORLI FOR APPROVAL

JOB TITLE : MATERIAL TESTING LABORATORY,WORLI

DRAWN BY : SABAH

CHECKED BY: UDM

SCALE: AS MENTIONED

DATE:19/08/2024

PROJECT CODE: 1903

DRAWING NO:1903-500

REVISION NO:R1

R1 APPROVAL DRAWINGS- SHEET NO : 11 OF 13

STATUS

PRINTS ISSUED TO											
PRINTS ISSUED FOR											
NO. OF PRINTS											
DATE											
BY											

COLOURING OF PLANS AS PER DCPR-34

	THICK BLACK PLOT BOUNDARY		RED DOTTED DRAINAGE & SEWERAGE WORK
	GREEN EXISTING STREET		BLUE DOTTED THIN WATER SUPPLY
	GREEN DOTTED FUTURE STREET		RED HATCHED DEVIATIONS
	THICK BLACK DOTTED PERM. BLDG		GREEN WASH RECREATION GROUND
	NO COLOUR OPEN SPACES		BURNT SIENNA ROADS & SETBACKS
	YELLOW HATCHED DEMOLISHED WORK		APPROPRIATE COLOUR CODE RESERVATIONS
	RED FILLED PROPOSED WORK		

STATUS

MASTER & ASSOCIATES
ARCHITECTS, INTERIOR DESIGNERS & PROJECT MANAGEMENT CONSULTANTS

MUMBAI
HAMAM HOUSE,34-38 AMBALAL DOSHI MARG, MUMBAI - 400 001, India
PHONE NO +91-22-2265 4606 / 4726 FAX 22700173
EMAIL ADD : • udaymaster@rediffmail.com • udaymaster@gmail.com

ALGIERS
SLIMANE ABD ELAZIZ, CITE 18 LOGEMENTS BLOC - B1, N °3, CELLE DE REHMANIA, ZERALDA ALGIERS.
PHONE NO 00213-071076049
EMAIL ADD : • udaymasteralgeria@gmail.com
MOBILE : 213-93397968



SECTION THROUGH STAIRCASE 5
SCALE - 1:200

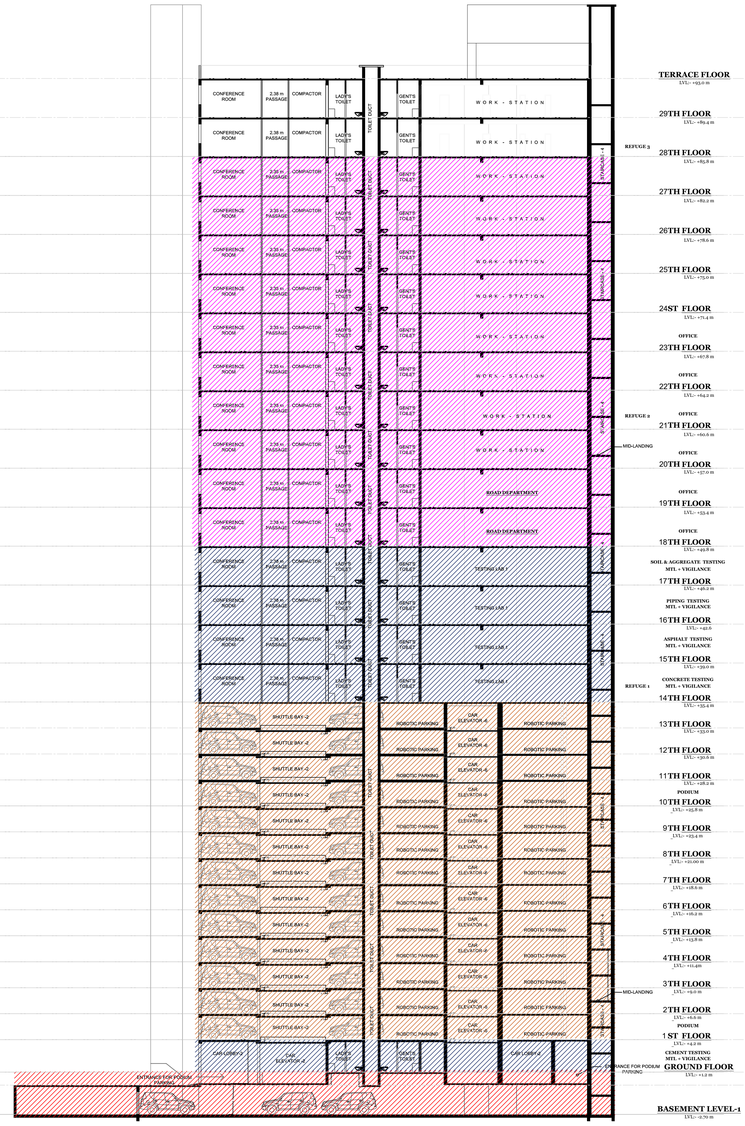

SECTION THROUGH TOILET DUCT
SCALE - 1:200

PRINTS ISSUED TO											
PRINTS ISSUED FOR											
NO. OF PRINTS											
DATE											
BY											

COLOURING OF PLANS AS PER DCPR-34

	THICK BLACK PLOT BOUNDARY		RED DOTTED DRAINAGE & SEWERAGE WORK
	GREEN EXISTING STREET		BLUE DOTTED THIN WATER SUPPLY
	GREEN DOTTED FUTURE STREET		RED HATCHED DEVIATIONS
	THICK BLACK DOTTED PERM. BLDG		GREEN WASH RECREATION GROUND
	NO COLOUR OPEN SPACES		BURNT SIENNA ROADS & SETBACKS
	YELLOW HATCHED DEMOLISHED WORK		APPROPRIATE COLOUR CODE RESERVATIONS
	RED FILLED PROPOSED WORK		

STATUS

R1 APPROVAL DRAWINGS- SHEET NO : 12 of 13

PLOT AREA : 13422.79 sqm

LOCATION PLAN SCALE 1:4000

CONTENT OF SHEET :

1. SECTION - THROUGH STAIRCASE 5
2. SECTION THROUGH TOILET DUCT

	ADFO	DFO
SE-BP	AE-BP	EE-BP

CERTIFICATE

"THIS IS TO CERTIFY THAT THE SCOPE OF WORK HAS BEEN EXPLAINED TO ME BY THE ARCHITECT / CONSULTANT AND CONSIDERING THE BUDGET PROVISION THEREFORE I AM SATISFIED WITH THE PROJECT PROPOSAL"

ARCHITECT MASTER & ASSOCIATES	USER DEPARTMENT MUNICIPAL ARCHITECT

REVISION	DATE	DESCRIPTION	BY
R1	10/08/2024	ADDITION OF 3 FLOORS FOR PODIUM PARKING	SABAH
R0	02/03/2024	REVISION AS PER COMMENTS FROM M.A	SABAH

FILE PATH : G:\AR.PRATIKSHA 2021-2023\OTHER PROJECTS\1903- MATERIAL TESTING LAB\9. R9-DRAWINGS REVISED AS PER bp special cell COMMENTS discussed ON DTD.20-03-2024\CAD

TYPE OF DWG :
APPROVAL DRAWING

CLIENT:(MCGM)
MUNICIPAL CORPORATION OF GREATER MUMBAI (MCGM)

TITLE OF DRAWING : SECTIONS FOR MATERIAL TESTING LABORATORY, WORLI FOR APPROVAL

JOB TITLE : MATERIAL TESTING LABORATORY,WORLI

DRAWN BY : SABAH	N	PROJECT CODE: 1903
CHECKED BY: UDM		DRAWING NO:1903-513
SCALE: AS MENTIONED	DATE:10/08/2024	REVISION NO:R10

R1 APPROVAL DRAWINGS- SHEET NO : 12 of 13

STATUS

MASTER & ASSOCIATES
ARCHITECTS, INTERIOR DESIGNERS & PROJECT MANAGEMENT CONSULTANTS

MUMBAI
HAMAM HOUSE,34-38 AMBALAL DOSHI MARG, MUMBAI - 400 001, India.
PHONE NO +91-22-2265 4606 / 4736 FAX 22700173
EMAIL ADD : • udaymaster@rediffmail.com
• udaymaster@gmail.com

ALGIERS
SLIMANE ABD ELAZIZ, CITE 18 LOGEMENTS BLOC - B1, N °3, CELLE DE REHMANIA, ZERALDA ALGIERS.
PHONE NO 00213-07107604
EMAIL ADD : udaymasterarageria@gmail.com
MOBILE : 213-93397968

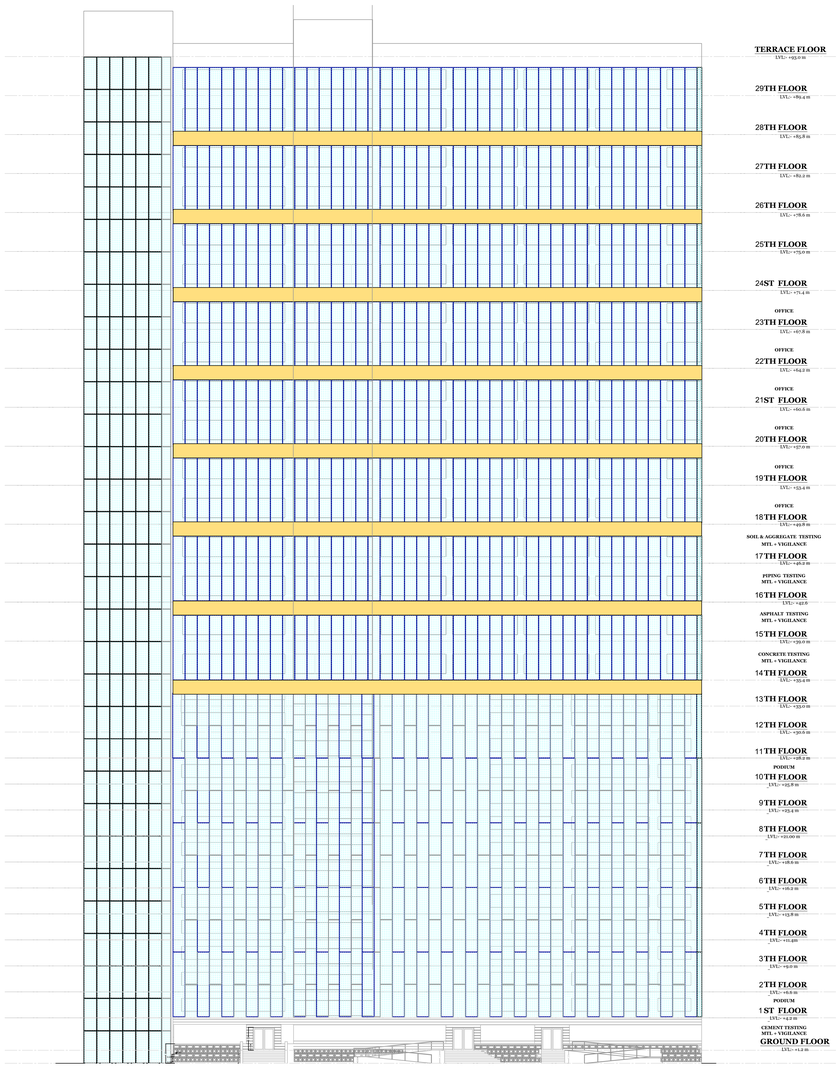

FRONT ELEVATION
(SCALE: 1:200)

PRINTS ISSUED TO										
PRINTS ISSUED FOR										
NO. OF PRINTS										
DATE										
BY										

COLOURING OF PLANS AS PER DCPR-34

	THICK BLACK PLOT BOUNDARY		RED DOTTED DRAINAGE & SEWERAGE WORK
	GREEN EXISTING STREET		BLUE DOTTED THIN WATER SUPPLY
	GREEN DOTTED FUTURE STREET		RED HATCHED DEVIATIONS
	THICK BLACK DOTTED PERM. BLDG		GREEN WASH RECREATION GROUND
	NO COLOUR OPEN SPACES		BURNT SIENNA ROADS & SETBACKS
	YELLOW HATCHED DEMOLISHED WORK		APPROPRIATE COLOUR CODE RESERVATIONS
	RED FILLED PROPOSED WORK		

STATUS

R1 APPROVAL DRAWING - SHEET NO : 13 OF 13

PLOT AREA :
13422.79 sqm

LOCATION PLAN SCALE 1:4000

CONTENT OF SHEET :

1. FRONT ELEVATION

	ADFO	DFO
SE-BP	AE-BP	EE-BP

CERTIFICATE

"THIS IS TO CERTIFY THAT THE SCOPE OF WORK HAS BEEN EXPLAINED TO ME BY THE ARCHITECT / CONSULTANT AND CONSIDERING THE BUDGET PROVISION THEREFORE I AM SATISFIED WITH THE PROJECT PROPOSAL"

ARCHITECT MASTER & ASSOCIATES

USER DEPARTMENT

MUNICIPAL ARCHITECT

REVISION	DATE	DESCRIPTION	BY
R10	15/07/2024	DRAWING MODIFIED AS PER DESIGN REQUIREMENT OF BP SPECIAL CELL COMMENTS DISCUSSED ON DTD.15.07.2024	SABAH
R9	29/03/2024	DRAWING MODIFIED AS PER DESIGN REQUIREMENT OF BP SPECIAL CELL COMMENTS DISCUSSED ON DTD.20.03.2024	PRATIKSHA
R8	03/03/2024	DRAWING MODIFIED AS PER DESIGN REQUIREMENT OF DFO COMMENTS RECEIVED ON DTD.01.03.2024	PRATIKSHA
R7	31/01/2024	DRAWING MODIFIED AS PER DESIGN REQUIREMENT OF ROAD DEPARTMENT	TWINKLE
R6	09/01/2024	DRAWING MODIFIED AS PER DESIGN REQUIREMENT OF ROAD DEPARTMENT	TWINKLE
R5	26/01/2024	DRAWING REVISED AS PER CFO COMMENTS	TWINKLE
R4	20/09/2023	DRAWING REVISED AS PER MA DEPARTMENT COMMENTS	TWINKLE
R3	29/08/2023	DRAWING REVISED AS PER DEVELOPMENT PLAN 2034	TWINKLE
R2	26/06/2023	DRAWING REVISED AS PER CFO COMMENTS	PRATIKSHA
R1	23/03/2023	DRAWING REVISED AS PER MA COMMENTS	PRATIKSHA
R0	02/03/2023	FINAL SHEETS FOR APPROVAL	NEHA

FILE PATH :G:\AR.PRATIKSHA 2021-2023\OTHER PROJECTS\1903- MATERIAL TESTING LAB\9. R9-DRAWINGS REVISED AS PER bp special cell COMMENTS discussed ON DTD.20-03-2024\CAD

TYPE OF DWG :
APPROVAL DRAWING

CLIENT:(MCGM)
MUNICIPAL CORPORATION OF GREATER MUMBAI (MCGM)

TITLE OF DRAWING : ELEVATION FOR MATERIAL TESTING LABORATORY, WORLI FOR APPROVAL

JOB TITLE : MATERIAL TESTING LABORATORY,WORLI

DRAWN BY : SABAH	N	PROJECT CODE: 1903
CHECKED BY: UDM		DRAWING NO:1903-513
SCALE: AS MENTIONED	DATE:20/07/2024	REVISION NO:R10

R1 APPROVAL DRAWING - SHEET NO : 13 OF 13

STATUS

MASTER & ASSOCIATES
ARCHITECTS, INTERIOR DESIGNERS & PROJECT MANAGEMENT CONSULTANTS

MUMBAI
HAMAM HOUSE,34-38 AMBALAL DOSHI MARG,
MUMBAI - 400 001, India.
PHONE NO :+91-22-2265 4606 / 4736 FAX 22700173
EMAIL ADD : • udaymaster@rediffmail.com
• udaymaster@gmail.com

ALGIERS
SLIMANE ABD ELAZIZ, CITE 18 LOGEMENTS BLOC - B1, N °3,
CSLLE DE REHMANIA, ZERALDA ALGIERS.
PHONE NO 00213-071070649
EMAIL ADD : udaymasteralgeria@gmail.com
MOBILE : 213-93397968