



**E-TENDER**

**FOR**

**Name of Work:-** Demolition and Reconstruction of Shivajinagar Municipal School No. 1 (old) on plot bearing CTS no. 1 (pt) at Village Deonar, in M/E Ward

**STANDARD BID DOCUMENT**  
**(VOLUME-I)**

**Website:** [portal.mcgm.gov.in/tenders](http://portal.mcgm.gov.in/tenders)

**Office of:** Dy.City Engineer (School Infrastructure Cell)  
5<sup>th</sup> Floor, Prafullaben Society, Miranda Wadi,  
Ram Maruti Road, Nr. Shivaji Park Police Station,  
Dadar (w), Mumbai – 400 028

**Tender Prepared by:**

**M/s Master & Associates**  
**34/38 Hamam House**  
**Ambalal Doshi Marg**  
**Fort, Mumbai- 400001**

E.E.(SIC) E.S

Dy.C.E.(SIC)

SE (SIC) M/E

SE(SIC) M&E

A.E.(SIC) M/E&M/W

A.E.(SIC) M&E

Demolition and Reconstruction of Shivajinagar Municipal School No. 1 (old) on plot bearing CTS No. 1 (pt) at Village Deonar, in M/E Ward

Page | 1



## INDEX

SECTION	DESCRIPTION	PAGE NO.
1.	E- TENDER NOTICE	04
2.	ELIGIBILITY CRITERIA	09
3.	DISCLAIMER	14
4.	INTRODUCTION	18
5.	PRESENT SITE CONDITIONS	20
6.	E-TENDER ONLINE SUBMISSION PROCESS	23
7.	INSTRUCTIONS TO APPLICANTS	27
8.	SCOPE OF WORK	41
9.	BILL OF QUANTITIES	46
10.	GENERAL CONDITIONS OF CONTRACT	83
11.	SPECIAL CONDITION OF CONTRACT	85
12.	SPECIAL DIRECTION TO THE TENDERER	90
13.	SPECIFICATIONS AND SELECTION OF MATERIALS	98
14.	FRAUD AND CORRUPT PRACTICES	128
15.	PRE BID MEETING	132
16.	LIST OF APPROVED BANKS	134
17.	APPENDIX	139
18	CIRCULARS	157

# **SECTION 1**

# **E-TENDER NOTICE**

**MUNICIPAL CORPORATION OF GREATER MUMBAI**

**Dy. City Engineer (School Infrastructure Cell)**

No. Dy. CE/SIC/ 8612 / E.S. dated 17.10.2022

**E-TENDER NOTICE**

**Name of Work:** Demolition and Reconstruction of Shivajinagar Municipal School No. 1 (old) on plot bearing CTS no. 1 (pt) at Village Deonar, in M/E Ward

**(Bid Invitation No: 7200038240 )**

The Brihanmumbai Municipal Corporation (BMC) invites e-tender to appoint Contractor for the aforementioned work from contractors of repute, multidisciplinary engineering organizations i.e. eminent firm, Proprietary/Partnership Firms/ Private Limited Companies/ Public Limited Companies/Companies registered under the Indian companies' act 2013, the contractors registered with the Municipal Corporation of Greater Mumbai, (BMC) in Class 'I (A)' & above for Civil having MOU with Electrical Contractor of Class 'A' as per 'Rules Governing Registration of Contractors/s for Civil and Mechanical & Electrical Engineering Works-2016' ( came in force from date 01.12.2016) as per Hon'ble MC's sanction u/no. MGC /F/ 1614 dtd. 25.10.2016 and Class 'I (A)' & above for Civil having MOU with Electrical Contractor of Class 'AA' & above for Electrical as per Registration Rules 2015 and from the contractors/firms equivalent and superior classes registered in Central or State Government/Semi Govt. Organization/Central or State Public Sector Undertakings, will be allowed subject to condition that, the contractors who are not registered with BMC will have to apply for registering their firm within three months time period from the award of contract, otherwise their Bid Security i.e. E.M.D (Earnest Money Deposit) will be forfeited/recovered and an amount equal to Registration Fee of respective class will be recovered as penalty.

**Bidding Process will comprise of THREE stages.**

The application form can be downloaded from BMC's portal (<http://portal.mcgm.gov.in>) on payment of **Rs 10400.00** at G.L.Code no.150110300 & 9% CGST + 9% SGST to G.L. No. 350300508 per copy by e-tendering process from the approved banks under section "Payment of Tender Price". The applicants not registered with

BMC are mandated to get registered (Vendor Registration) with BMC for e-tendering process & obtain login credentials to participate in the online bidding process.

i) To download the application form, for those applicants not having vendor registration, need to apply first for vendor registration at the office of Account Officer (FAR), 3rd floor, Municipal Headquarter.

ii) Followed by SRM login ID and password to be obtained from Central Purchase Department (CPD), Office at Byculla, Bakariadda, Mumbai

For e-Tendering registration, enrollment for digital signature certificates and user manual, please refer to respective links provided in 'Tenders' tab. Vendors can get digital signature from any one of the Certifying Authorities (CA's) licensed by controller of certifying authorities namely, Safes crypt, IDRBT, National informatics center, TCS, CUSTOMS, MTNL, GNFC and e-Mudhra CA.

<b>Name and location of work</b>	<b>Contract period</b>	<b>Estimated Cost of Project</b>
Demolition and Reconstruction of Shivajinagar Municipal School No. 1 (old) on plot bearing CTS no. 1 (pt) at Village Deonar, in M/E Ward	30 Months (Including Monsoon)	<b>Rs. 37,56,23,338.00</b>

In terms of the 3 stage system of e-tendering, a Bidder will be required to deposit, along with its Bid, an **Earnest Money Deposit of Rs.37,56,234.00 (Rupees Thirty-Seven Lakhs Fifty-Six Thousand Two Hundred and Thirty-Four Only)** (the "EMD"), refundable in accordance to the relevant clause of bid document, from the Bid Due Date, except in the case of the selected Bidder whose Bid Security/EMD shall be retained. The Bidders will have to provide Earnest Money Deposit through the payment gateways while submitting the bids. The Bid shall be summarily rejected if it is not accompanied by the Earnest Money Deposit. The e-tender is available on BMC portal (<http://portal.mcgm.gov.in>) as mentioned in the Header Data of the tender.

As per THREE Packet systems, the document for Packet A & B is to be uploaded by the bidder in vendors' document online in Packet A, B. Packet A, B & C shall be opened on dates as mentioned in header data. All the responsive and eligible bidders if they so wish can be present at the time of opening of bids, in the office of Dy. City Engineer (School Infrastructure Cell).The Packet C shall be opened if bids submission in Packet A & B satisfies/includes all the

requirements and same are found acceptable to the Authority.

The Municipal Commissioner reserves the right to reject all or any of the e-tender(s) without assigning any reasons at any stage.

The dates and time for submission and opening the bids are as shown in the Header Data. If there are any changes in the dates the same will be displayed on the BMC Portal. (<http://portal.mcgm.gov.in>)

The Applicants interested for the above referred works may contact the Dy.City Engineer (School Infrastructure Cell) at the following address on any working day during office hours.

**Office of:** Dy.City Engineer (School Infrastructure Cell)  
5<sup>th</sup> Floor, Prafullaben Society, Miranda Wadi,  
Ram Maruti Road, Nr. Shivaji Park Police Station,  
Dadar (w), Mumbai – 400 028  
Fax No: 022 24381856  
E-Mail: [dyclesic.ce@Mcgm.gov.in](mailto:dyclesic.ce@Mcgm.gov.in)

The applicants may wish to visit the site under reference located at Road no 8, Shivaji Nagar, Govandi (West) in M/E Ward, a part of Mumbai and can collect the information of the present status from the department who have invited the bids.

The BMC reserves the rights to accept any of the application or reject any or all the application received for above works, without assigning any reasons thereof. The information regarding above subject matter is available on Website of BMC. <http://portal.mcgm.gov.in/tenders>

Sd /-

**Dy. City Engineer  
(School Infrastructure Cell)**

## HEADER DATA

Tender Document No	Bid invitation no : 7200038240
Name of Organization	Brihanmumbai Municipal Corporation
Subject	Demolition and Reconstruction of Shivajinagar Municipal School No. 1 (old) on plot bearing CTS no. 1 (pt) at Village Deonar, in M/E Ward
Cost of Tender	Rs. <b>10400.00</b> + (9% C.G.S.T. + 9% S.G.S.T)
Cost of E-Tender(Estimated Cost)	Rs. 37,56,23,338.00/-
Bid Security Deposit/ EMD	Rs. <b>37,56,234/-</b>
Date of issue and sale of tender	21/10/2022 from 11:00Hrs.
Last date & time for sale of tender	02/11/2022 upto 12:00Hrs.
Submission of Packet A, B & Packet C(Online) & Receipt of Bid Security Deposit	02/11/2022 upto 16:00Hrs.
Opening of Packet A	02/11/2022 after 16:01Hrs.
Opening of Packet B	02/11/2022 after 16:10 Hrs.
Opening of Packet C	15/11/2022 after 15:00Hrs.
Address for communication	<b>Office of:</b> Dy.City Engineer (School Infrastructure Cell): 5 <sup>th</sup> Floor, Prafullaben Society, Miranda Wadi, Ram Maruti Road, Nr. Shivaji Park Police Station,Dadar (w), Mumbai – 400028. <b>Phone No:</b> 022 24381135, Ext: 227 <b>Fax No:</b> 022 24381856 <b>E-Mail:</b> <a href="mailto:dycesic.ce@Mcg.gov.in">dycesic.ce@Mcg.gov.in</a>
Venue for opening of bid	On line in Dy.C.E.(SIC)'s office.

**This tender document is not transferable.**

The BMC reserves the rights to accept any of the application or reject any or all the application received for above subject without assigning any reason thereof.

Sd /-

**Dy. City Engineer  
(School Infrastructure Cell)**



# **SECTION 2**

# **ELIGIBILITY CRITERIA**

## **For Regular, Routine and Maintenance works: (.i.e. 'A')**

### **1.1 Technical Capacity**

The tenderer(s) in their own name should have satisfactorily executed the work of similar nature BMC /Semi Govt. /Govt. & Public Sector Organizations during **last seven (7) years** ending last day of month previous to the one in which bids are invited as a prime Contractor (or as a nominated sub-Contractor, where the subcontract had involved similar nature of work as described in the scope of works in this bid document, provided further that all other qualification criteria are satisfied)

- a) **Three** similar **completed** works **each** of value not less than the value equal to **20%** of estimated cost put to tender

**Or**

- b) **Two** similar **completed** works **each** of value not less than the value equal to **25%** of estimated cost put to tender

**Or**

- c) **One** similar **completed** work of value equal and or not less than the **40%** of estimated cost put to tender

The value of completed works shall be brought to current costing level by enhancing the actual value of work at compound rate of 10 % per annum; calculated from the date of completion to last date of receipt of applications for tenders.

### **1.2 Financial Capacity**

Achieved an average annual financial turnover as certified by 'Chartered Accountant' (in all classes of civil engineering construction works only) equal to **30%** of the estimated cost of work in **last three (3) financial years** immediately preceding the Financial Year in which bids are invited.

The value of completed works shall be brought to current costing level by enhancing the actual value of work at compound rate of 10 % per annum; calculated from the date of completion to last date of receipt of applications for tenders.

### **1.3 Similar Experience:**

For assessing the technical capacity of major structural repairs and maintenance work; similar work shall mean the completed or ongoing works in Building construction OR Building Maintenance such as repairs/Upgradation/ structural repairs

## **For Original and New construction works (.i.e 'B')**

**2.1 Not Applicable for this bid.**

**2.2 Not Applicable for this bid.**

**2.3 Not Applicable for this bid.**

**(C) Bid Capacity:**

**The bid capacity of the prospective bidders will be calculated as under:**

**Assessed Available Bid Capacity = (A\* N\* 2 - B)**

Where,

**A** = Maximum value of Civil Engineering works executed in any one year (year means Financial year) during **the last five years** (updated to the price level of the Financial year in which bids are received at a rate of 10% per year) taking into account the completed as well as works in progress.

**N** = Number of years prescribed for completion of the Project/Works, **excluding monsoon period**, for which these bids are being invited.

**B** = Value of existing commitments (only allotted works) on the last date of submission of bids as per bidding document and on-going works to be completed during the period of completion of the Project/Works for which these bids are being invited.

**Note:** The statement showing the value of existing commitments and on-going works as well as the stipulated period of completion remaining for each of the works listed should be attached along with certificates duly signed by the Engineer-in Charge, not below the rank of an Executive Engineer or equivalent.

**Even though the bidders meet the above qualifying criteria, they are subject to be disqualified if they have:**

- made misleading or false representation in the forms, statements and attachments submitted in proof of the qualification requirements; and/or
- Record for poor performance such as abandoning the works, not properly completing the contract, inordinate delays in completion, litigation history, or financial failures etc

**D. Equipment Capabilities as required for this work**

**12 Regular and Routine works:** The successful bidder will make the arrangements of the required equipment on the day of commencement or with respect to the progress of the work in phases, as per the instructions of site in charge. The successful bidder and, to that effect he will ensure commitment on an undertaking on Rs.500 stamp paper to be submitted along with the Bid in Packet B. However, this condition in no way shall dilute the respective condition in Registration Rules of BMC.

**13 New and Original Works: Not Applicable for this bid.**

**14 Special Works: Not Applicable for this bid.**

**Note:**

**Bidders shall submit the undertaking for equipment capability and other undertakings as such on a single Rs.500/- stamp paper.**

**E. Technical Personnel**

The contractor and/or its managerial staff should have qualification/experience appropriate to the function they fulfill. The minimum standard shall be increased by asking that at least one number or more of the contractor or its managerial staff have acquired qualifications or work experience to the needs of the contract. The minimum standard may also state that the person or persons responsible for managing the works must have a minimum of no's of years' experience working on similar nature of projects.

**For fixing requirement of Technical Staff as required for this work.**

**I) General Guidelines for Fixing Requirement of Technical Staff**

**Not Applicable for this bid**

**II) General Guidelines for Fixing Requirement of Technical Staff**

Cost of work (Rs in Crore)	Requirement of Technical Staff		Minimum Experience(year)	Designation
	Qualification	Number		
<b>More than 20 to 50</b>	i) Graduate Engineer	1	20	Project Manager
	ii) Graduate Engineer	1	12	Deputy Project Manager
	iii) Diploma Engineer	1+1	5 or 10	Project/Site Engineer
	iv) Graduate Engineer	1	8	Quality Engineer
	v) Diploma Engineer	1	8	Surveyor
	vi) Graduate Engineer	1	6	Project Planning/Billing Engineer

**Notes- 1.** “Cost of work”, in table above, shall mean the agreement amount of the work.

**2.** Rate of recovery in case of non-compliance of the clause be stipulated at following rates:-

Sr.No	Qualification	Experience(years)	Rate of Recovery

1	Project Manager with Degree	10	Rs. 35000/- p.m.
2	Graduate Engineer	5	Rs.25000/-p.m.
3	Graduate Engineer	2	Rs.15000/-p.m.
4	Diploma Engineer	5	Rs.15000/-p.m.

**3.** Nothing extra need to be added while preparing market rate justified amount of the work if stipulation is made as per above recommended scale of technical staff.

Requirement of technical staff and their experience can be varied depending upon nature of work by competent authority i.e. Chief Engineer with recorded reasons.

# **SECTION 3**

# **DISCLAIMER**

## **DISCLAIMER**

The information contained in this e-tender document or provided to Applicant(s), whether verbally or in documentary or any other form, by or on behalf of the Brihanmumbai Municipal Corporation(BMC), hereafter also referred as “The Authority “, or any of its employees or advisors, is provided to Applicant(s) on the terms and conditions set out in this e-tender and such other terms and conditions subject to which such information is provided.

This e-tender includes statements, which reflect various assumptions and assessments arrived at by the Brihanmumbai Municipal Corporation (BMC) in relation to the Project. Such assumptions, assessments and statements do not purport to contain all the information that each Applicant may require. This e-tender may not be appropriate for all persons, and it is not possible for the Brihanmumbai Municipal Corporation (BMC), its employees or advisors to consider the investment objectives, financial situation and particular needs of each party who reads or uses this e-tender. The assumptions, assessments, statements and information contained in this e-tender may not be complete, accurate, adequate or correct. Each Applicant should therefore, conduct its own investigations and analysis and should check the accuracy, adequacy, correctness, reliability and completeness of the assumptions, assessments, statements and information contained in this e-tender and obtain independent advice from appropriate sources.

Information provided in this e-tender to the Applicant(s) is on a wide range of matters, some of which may depend upon interpretation of law. The information given is not intended to be an exhaustive account of statutory requirements and should not be regarded as a complete or authoritative statement of law. The Brihanmumbai Municipal Corporation(BMC) accepts no responsibility for the accuracy or otherwise for any interpretation or opinion on law expressed here.

The Municipal Corporation of Greater Mumbai(BMC), its employees and advisors make no representation or warranty and shall have no liability to any person, including any Applicant or Bidder, under any law, statute, rules or regulations or tort, principles of restitution or unjust enrichment or otherwise for any loss, damages, cost or expense which may arise from or be incurred or suffered on account of anything contained in this e-tender or otherwise, including the accuracy, adequacy, correctness, completeness or reliability of the e-tender and any assessment, assumption, statement or information contained therein or deemed to form part of this e-tender or arising in any way with pre-qualification of Applicants for participation in the Bidding Process. The Brihanmumbai Municipal Corporation(BMC) also accepts no liability of any nature whether resulting from negligence or otherwise howsoever caused arising from reliance of any Applicant upon the statements contained in this e-tender.

The Brihanmumbai Municipal Corporation(BMC) may, in its absolute discretion but without being under any obligation to do so, update, amend or supplement the information, assessment or assumptions contained in this e-tender.

The issue of this e-tender does not imply that the Brihanmumbai Municipal Corporation(BMC) is bound to select and short-list pre-qualified Applications for Bid Stage or to appoint the selected Bidder or Concessionaire, as the case may be, for the Project and the Brihanmumbai Municipal Corporation(BMC) reserves the right to reject all or any of the Applications or Bids without assigning any reasons whatsoever.

The Applicant shall bear all its costs associated with or relating to the preparation and submission of its Application including but not limited to preparation, copying, postage, delivery fees, expenses associated with any demonstrations or presentations which may be required by The Brihanmumbai Municipal Corporation(BMC) or any other costs incurred in connection with or relating to its Application. All such costs and expenses will remain with the Applicant and the Municipal Corporation of Greater Mumbai(BMC) shall not be liable in any manner whatsoever for the same or for any other costs or other expenses incurred by an Applicant in preparation or submission of the Application, regardless of the conduct or outcome of the Bidding Process.

Though adequate care has been taken in the preparation of the tender document, the tenderer should satisfy him that it is complete in all respect.

Neither BMC. nor its employees or its Architect / Associated Consultants will have any liability to any prospective tenderer or any other person under law, equity or contract or otherwise for any alleged loss, expense or damage which may arise from or be incurred or suffered in connection with anything contained in the tender document, any matter deemed to form part of the tender document, the award of the Project, the project information and any other information supplied by or on behalf of BMC. or their Architect, any consultants or otherwise arising in any way from the selection process for the Project.

BMC. reserves the right to reject any or all the tender documents submitted in response to the advertisement at any stage without assigning any reason whatsoever.

BMC. reserves the right to change any or all the provisions / conditions of the tender document. Such changes will be intimated to all the tenderers who have purchased the tender document, before the last date of submission of the tender document.

Neither BMC. nor its employees or its Architect / Associated Consultants will have any liability to any prospective tenderer or any other person under law, equity or contract or otherwise



to make any payment towards removal/transportation/disposal of surplus excavated earth including desilted material from construction site to either any municipal dumping ground (if made available) or to Contractors own dumping facility. The contractor shall take in to the account the fact while quoting. **The NOC from SWM dept. is mandatory for any sort of Debris and Construction unserviceable material removal from site.**

As per provisions under Circular u/no.AMC/ES/679/II dtd 06.10.2015, Neither BMC. nor its employees or its Architect / Associated Consultants will have any liability to any prospective tenderer or any other person under law, equity or contract or otherwise, to make any payment towards barricading. The same shall be provided as per specifications, as per site requirements and as directed by Engineer, where required. Contractor shall quote accordingly.

# **SECTION 4**

# **INTRODUCTION**

## **INTRODUCTION**

### **Scope of Work:**

BMC is primarily an organization, which in the interest of citizens and with the speed of urbanization deals with the variety of the infrastructure services and delivered to the public by different departments like Water Supply Projects, Sewerage Projects, Hydraulics, Storm Water Drain/Roads and bridges and Building Construction etc.

### **Background:**

The Brihanmumbai Municipal Corporation covers an area of 437.71sq.kms.with a population of **1.24 Crores as per census of 2011**. The metropolis accounts major portion of India's international trade and government's revenue, from being one of the foremost centers of education, science and technological research and advancement.

The Mumbai Metropolis has historic tradition of strong civic activism dedicated to the cause of a better life for all its citizens. And it's the Brihanmumbai Municipal Corporation(BMC), hereafter called the "corporation", the primary agency responsible for urban governance in Greater Mumbai.

BMC (The Authority) is one of the largest local self-governments in the Asian Continent. In observance of historic traditions of strong civic activism, with the change in time and living conditions to match with the urbanization, BMC has mainly focused in providing almost all kinds of engineering services viz, Hydraulics, storm water drain, sewerage, water supply projects, roads, bridges, solid waste management, and environmental services. Beside this, the BMC is also providing dedicated services in various segments such as Health, Primary Education as well as the construction and maintenance of Public Markets and Slaughter Houses.

BMC is an organization having different departments, right from engineering depts. to health depts. Moreover, we have other dept. like education, market, fire brigade dept., Octroi and other such departments where quite a good number of staff members are working.

### **RECORDS & CO-ORDINATION:**

Necessary registers as maintained by the PMC's Engineer/Contractor Engineer as case may be at site as directed by the BMC. Engineer and the same shall be duly signed by the Contractor and his Engineer. Such registers shall include but not limited to list of dismantled objects/items to be handed over to the BMC's authorities.

**SECTION 5**

**PRESENT SITE**

**CONDITIONS**

## **PRESENT SITE CONDITIONS**

### **1. SITE LOCATION:**

Existing Shivajinagar Municipal School No. 1 (old) located at plot bearing CTS No. 1 M/E Ward at Baji Prabhu Road. There is existing Hindi and Marathi School (Ground floor shed structures) at the site which is to be demolished. Part of Urdu School will be repaired and retained as a transit school until construction of the school is completed.

### **ACCESS ROAD:**

Access Road: Site is easily accessible from 18.3m wide Baji Prabhu Road

### **2. SITE FACILITIES:**

#### **Water Supply:**

The responsibility of making the water available for construction as well as drinking purpose remains with the Contractor and no cost on this account will be reimbursed.

#### **2.2. Electric Supply:**

The existing electric power is available at site. However, the Contractor shall make his own arrangements for separate electric meter supply, tapping and distribution of the same as per the works requirement.

### **3. SITE CONSTRAINTS:**

3.1 The works are to be executed in a school having classes attended by student in Ground floor structure, abutting crowded area and hence several precautions are a must. On the part of the 'Contractor', some of the constraints to be considered are indicated here below for guidance / information. School has two running sessions Morning and afternoon. The timing for Morning Session is 07.10Hrs to 13.10hrs and afternoon session is 12.10Hrs to 18.10hrs. However, the tendered must visit the site and get acquainted and ensure the correctness of the information given below –

i) Since the work is to be carried in a running school attended by small kids all the work will have to be necessarily carried out with minimum of disturbances to the normal functioning of the school and living occupants as well as to the students, teachers and other staff working in the school.

ii) Highest standards of cleanliness need to be maintained. For this purpose appropriate precautions such as constant and continuous cleaning of areas, careful and prompt removal of debris etc. must be taken. The Contractor should submit a

comprehensive plan with detailed methodology for his various activities, to enable the school authorities to plan their parts of functioning so that the extent of areas

available and duration of their availability should be planned. Stacking of materials on floor and movement of men and materials can be carefully planned and controlled. If use of staircase becomes inevitable for transportation of materials, the same needs to be done in consultation with the Engineer.

ii) Proper protection to school instruments / belongings and openings must be provided during the works.

iv) Shifting of furniture as required to be done in consultation with the school authorities without any extra payment to tenderer.

v) Barricading and safety measures required to be done on site remains with the Contractor and no cost on this account will be reimbursed.

3.2 The Contractor will have to take into account all the above present site conditions/constraints while quoting his rates as well as preparing the work methodology and scheme of execution which will be the part of tender document

#### **4.0 DIFFICULTIES IN EXECUTION OF REPAIR WORKS:**

Handicaps / difficulties will be present during repair work. Some very important points have to be mentioned regarding the structural repairs, civil and allied works of the building complex.

- a) While construction activity in progress, the scaffold design should be such as to cause minimum inconvenience to movement especially at entry/exit points. Necessary safety features must be in place.
- b) Construction work will involve shifting of men and materials; temporary shut downs of units, noise and dust during Civil and Electrical Works.
- c) All electrical fixtures & wiring will have to be removed / re-routed and necessary temporary supply will have to be provided.
- d) The contractor shall take the responsibility of the workers / laborers by providing life insurance to the workers / laborers or any persons during the accident as per procedure of the BMC.
- e) The construction work shall be completed within specified time period, for which the contractor shall observe the bar chart in consultation of BMC.

**SECTION 6**

**E-TENDERING ONLINE**

**SUBMISSION PROCESS**

## **E-TENDERING ONLINE SUBMISSION PROCESS**

The terminology of e-Tendering is solely depending upon policies in existence, guidelines and methodology adopted since decades. The SRM is only change in process of accepting and evaluation of tenders in addition to manual. The SAP module to be used in this E-tendering is known as Supplier Relationship Module (SRM). SRM is designed and introduced by ABM Knowledge ware Ltd. who will assist BMC in throughout the tendering process for successful implementation.

**NOTE:** This tendering process is covered under Information Technology ACT & Cyber Laws as applicable

(1) In e-tendering process some of the terms and its definitions are to be read as under wherever it reflects in online tendering process.

Start Date read as “Sale Date”

End Date read as “Submission Date”

Supplier read as “Contractor/bidder”

Vendor read as “Contractor/bidder”

Vendor Quotation read as “Contractors Bid/Offer”

Purchaser read as “Department/BMC”

I. Before entering in to online tendering process, the contractors should complete the registration process so as to get User ID for E-tendering links. For this, the contractors can access through Supplier registration via BMC Portal.

There are two methods for this registration :( II and III)

II. Transfer from R3 (registered contractors with BMC) to SRM

a. Contractors already registered with BMC will approach to Vendor Transfer cell.

b. Submit his details such as (name, vendor code, address, registered Email ID, pan card etc.) to Vendor transfer cell.

c. BMC authority for Vendor Transfer, transfers the Vendor to SRM application from R3 system to SRM system.

d. Transferred Vendor receives User ID creation link on his supplied mail Id.



e. Vendor creates his User ID and Password for e-tendering applications by accessing link sent to his mail ID.

### III. Online Self Registration (Temporary registration for applicant not registered with BMC)

a Vendor fills up Self Registration form via accessing BMC portal.

Vendor Transfer cell (same as mentioned above) accesses Supplier Registration system and accepts the Vendor request.

Accepted Vendor receives User ID creation email with Link on his supplied mail Id.

Vendor creates his User ID and Password for e-tendering application.

### IV. CONTRACTORS BIDDING: Applicant will Quote and Upload Tender Documents

#### 1 Access e-tender link of SRM Portal

Log in with User ID and Password

Selects desired Bid Invitation (he wants to bid)

To download tender documents contractors will have to pay online Tender fee. The same can be done by accessing Pay Tender Fees option. By this one will be able to pay Tender fee through Payment Gateway-If transaction successful, Contractors can register his interest to participate. Without Registration one cannot quote for the Bid/Tender.

Applicant will download Tender Documents from Information from purchaser tab by accessing Purchaser document folder through collaboration 'C' folder link.

Applicant will upload Packet **A** related and Packet **B** related Documents in Packet **A** and Packet **B** folder respectively by accessing these folders through "My Notes" Tab and collaboration folder link.

All the documents uploaded have to be digitally signed and saved. Contractors can procure there digital signature from any certified CA's in India.

Bid security deposit/EMD and ASD, if applicable, should be paid online as mentioned in tender.

For commercial details (in Packet **C**) contractors will fill data in Item Data tab in Service Line Item via details and quotes his "Percentage Variation" (i.e.% quoted) figure.(If entered '0' it will be treated as at par. By default the value is zero only.

Applicants to check the bid, digitally signs & save and submit his Bid Invitation.

Applicants can also save his uploaded documents/commercial information without submitting the BID for future editing through 'HOLD' option.

Please note that "Hold" action do not submit the Bid.

Applicants will receive confirmation once the Bid is submitted.

Bid creator (BMC) starts Bid Opening for Packet A after reaching End Date and Time and Bid Evaluation process starts.

As per Three Packet system, the document for Packet A & B are to be uploaded by the tenderer in 'Vendor's document' online in Packet A & B. Before purchasing/ downloading the tender copy, tenderer may refer to post- Qualification criteria mentioned in e-Tender Notice.

The tenderer shall pay the EMD/Bid Security through payment gateways before submission of Bid and shall upload the screenshot of receipt of payment in Packet 'A' instead of paying the EMD at any of the CFC centers in BMC Ward Offices.

The e-tender is available on BMC portal, <http://portal.mcgm.gov.in>, as mentioned in the Header Data of the tender. The tenders duly filled in should be uploaded and submitted online on or before the end date of submission. The Packet 'A', Packet 'B' & Packet 'C' of the tenderer will be opened as per the time-table shown in the Header Data in the office of Dy.C.E (SIC).

The Municipal Commissioner reserves the right to reject all or any of the e-Tender(s) without assigning any reason at any stage. The dates and time for submission and opening the tenders are as shown in the Header Data. If there are any changes in the dates the same will be displayed on the BMC Portal (<http://portal.mcgm.gov.in>).

# **SECTION 7**

# **INSTRUCTIONS TO**

# **APPLICANTS**

## **1. Scope of Application**

The Authority wishes to receive Applications for Qualification in order to SELECT experienced and capable Applicants for the Bid Stage.

### **A. TIME PERIOD OF THE PROJECT :**

Entire project should be completed and delivered within **30 months** of time from the date of award of contract that Excluding Monsoon.

The time allowed for carrying out the work as entered in the Tender shall be strictly observed by the Contractor and shall be reckoned from the date on which the Letter of Acceptance is given to the Contractor. The work shall throughout the stipulated period of the Contract be proceeded with all due diligence as time being deemed to be the essence of the contract on the part of the Contractor. On failing to do so, the Contractor shall pay as compensation an amount which shall be governed as per Clause - 8(e) of Standard General Conditions of Contract.

The Contractor should submit the bar chart within 3 days of receipt of work order for approval of Engineer-in-charge. If no communication received from Engineer in Charge within seven days the same is to be considered as deem approved. The work should be completed as per approved bar chart.

The Contractor is supposed to carry out the work and keep the progress as per approved Bar Chart.

### **B. Contract Execution**

All required documents for execution of the contract shall be submitted within 30 days from the date of issue of work order. If the documents are not submitted within the stipulated time a penalty of Rs 5000/- per day will be applicable to the contractor. All contract documents need to be duly affixed with stamp duty properly signed along with evidence/proof of payment of security/contract deposit/ within 30 days from the date of letter of acceptance received by him

**I.** The amount of Security Deposit retained by the BMC shall be released after expiry of period up to which the contractor has agreed to maintain the work in good order is over. In the event of the contractor failing or neglecting to complete the rectification work within the period up to which the contractor has agreed to maintain the work in good order, the amount of security deposit retained by BMC shall be adjusted towards the excess cost incurred by the Department on rectification work.

## **II. Action when whole of security deposit is forfeited:**

In any case in which under any Clause of this contract, the contractor shall have rendered himself liable to pay compensation amounting to the whole of this security deposit whether paid in one sum or deducted by installments or in the case of abandonment of the work owing to serious illness or death of the contractor or any other cause, the Engineer on behalf of the Municipal Commissioner shall have power to adopt any of the following process, as he may deem best suited to the interest of BMC -

- (a) To rescind the contract (for which recession notice in writing to the contractor under the head of Executive Engineer shall be conclusive evidence) and in that case, the security deposit of the contract shall stand forfeited and be absolutely at the disposal of BMC.
- (b) To carry out the work or any part of the work departmentally debiting the contractor with the cost of the work, expenditure incurred on tools and plant, and charges on additional supervisory staff including the cost of work-charged establishment employed for getting the un-executed part of the work completed and crediting him with the value of the work done departmentally in all respects in the same manner and at the same rates as if it had been carried out by the contractor under the terms of his contract. The certificate of the Executive Engineer as to the costs and other allied expenses so incurred and as to the value of the work so done departmentally shall be final and conclusive against the contractor.
- (c) To order that the work of the contractor be measured up and to take such part thereof as shall be un-executed out of his hands, and to give it to another contractor to complete, in which case all expenses incurred on advertisement for fixing a new contracting agency, additional supervisory staff including the cost of work charged establishment and the cost of the work executed by the new contract agency will be debited to the contractor and the value of the work done or executed through the new contractor shall be credited to the contractor in all respects and in the same manner and at the same rates as if it had been carried out by the contractor under the terms of his contract. The certificate of the Executive Engineer as to all the cost of the work and other expenses incurred as aforesaid for or in getting the un-executed work done by the new contractor and as to the value of the work so done shall be final and conclusive against the contractor.

In case the contract shall be rescinded under Clause (a) above, the contractor shall not be entitled to recover or be paid any sum for any work therefor actually performed by him under this contract unless and until the Executive Engineer shall have certified in writing the performance of such work and the amount payable to him in respect thereof and he shall only be entitled to be paid the amount so certified. In the event of either of the courses referred to in Clause (b) or (c) being adopted and the cost of the work executed departmentally or through a new contractor and other allied expenses exceeding the value of such work credited to the contractors amount of excess shall be deducted from any money due to the contractor, by BMC under the contract or otherwise, howsoever, or from his security deposit or the sale proceeds thereof provided, however, the contractor shall have no claim against BMC even if the certified value of the work done departmentally or through a new contractor exceeds the certified cost of such work and allied expenses, provided always that whichever of the three courses mentioned in clauses

(a), (b) or (c) is adopted by the Executive Engineer, the contractor shall have no claim to compensation for any loss sustained by him by reason of his having purchase or procured any materials or entered in to any engagements or made any advance on account of or with a view to the execution of the work or the performance of the contract.

**D. Contract may be rescinded and security deposit forfeited for bribing a public officer or if contractor becomes insolvent**

If the contractor assigns or sublets his contracts or attempt so to do, or become insolvent or commence any proceeding to get himself adjudicated and insolvent or make any composition with his creditors, or attempt so to do or if bribe, gratuity, gift, loan, perquisite, reward or advantage, pecuniary or otherwise, shall either directly or indirectly be given promised or offered by the contractor or any of his servants or agents through any public officer, or person in the employ of BMC/Govt. in any way relating to his office or employment, or if any such officer or person shall become in any way directly or indirectly interested in the contract the Engineer In-charge may thereupon, by notice in writing rescind the contract and the Security Deposit of the Contractor shall thereupon stand forfeited and be absolutely at the disposal of BMC and the same consequences shall ensure as if the contract had been rescinded under above clause J hereof; and in addition the contractor shall not be entitled to recover or be paid for any work therefore actually performed under the contract

## **Submission of Tenders**

### **PACKET – A**

The Packet 'A' shall contain scanned certified copies of the following documents

Scrutiny of this packet will be done strictly with reference to only the scanned copies of Documents uploaded online in packet 'A'

- Valid Registration Certificate for Civil & Electrical.
- Valid Bank Solvency Certificate of Minimum Solvency amount as governed by Registration Rules in force for respective Class of Contractor for Civil and M&E works.(Issued not more than one year prior to the date of submission of tender.)
- Bidders MOU with Electrical contractor on Rs.500/- Stamp paper.
- A document in support of Registration under Maharashtra 'GST' 2017. Those not registered in Maharashtra shall submit an undertaking to the effect that if they are successful tenderer, they shall submit GST 2017Certificate in Maharashtra within 15 days of issue of work order, failing which payment for the work executed will not be released.
- Certified copies of valid 'PAN' documents and photographs of the individuals, owners, Karta of Hindu undivided Family, firms, private limited companies, registered co-operative societies, partners of partnership firms and at least two Directors, if number of Directors are more than two in case of Private Limited Companies, as the case may be. However, in case of Public Limited companies, Semi Government Undertakings, Government Undertakings, no 'PAN' documents will be insisted.
- Latest Partnership Deed in case of Partnership firm duly registered with Chief Accountant (Treasury) of BMC.
- The screen shot of receipt of payment of EMD to be uploaded.
- Duly signed tender form.
- Vender details such as the bidders shall categorically provide their Email-ID in packet 'A', contact no., vendor registration no. & alternate e-mail id etc.

**NOTE:**

Demolition and Reconstruction of Shivajinagar Municipal School No. 1 (old) on plot bearing CTS No. 1 (pt) at Village Deonar, in M/E Ward

- i. If the tenderer(s) withdraw tender offer during the tender validity period, his entire E.M.D shall be forfeited.
- ii. If it is found that the tenderer has not submitted required documents in Packet “A” then, the shortfalls will be communicated to the tenderer through e-mail only and compliance required to be made within a time period of **three working days** otherwise they will be treated as non-responsive.

### **PACKET – B**

**The Packet ‘B’ shall contain scanned certified copies of the following documents –**

1. The list of similar type of works as stated in para ‘A’ of Post qualification successfully completed during the last seven years in prescribed proforma, in the role of prime contractor. Information furnished in the prescribed proforma (Proforma – I) shall be supported by the certificate duly self-attested. Documents stating that it has successfully completed during the last seven years at least one contract of similar works as stated in para ‘A’ of Post qualification.
2. Annual financial turnover for **preceding three financial years as certified by Chartered Accountant** preceding the Financial Year in which bids are invited (Proforma-II). **Copies of Applicants duly audited balance sheet and profit and loss account for the preceding three financial years preceding the Financial Year in which bids are invited.**
3. Documents stating that, it has access to or has available liquid assets, unencumbered assets, lines of credit and other financial means (independent of any contractual advance payment) sufficient to meet the construction cash flow requirements for the subject contract in the event of stoppage, start-up, or other delay in payment ,of the minimum 15% of the cost of the work tendered for, net of the tenderer's commitment of other contracts (Certificate from Bankers / C.A./Financial Institution shall be accepted as a evidence).
4. The bidder shall give undertaking on Rs 500/-stamp paper that it is his/their sole responsibility to arrange the required machineries either owned/on lease or hire basis, at site before start of the work.
  - a) **Regular and Routine works:** The successful bidder shall make the arrangements of the required equipment on the day of commencement or with respect to the progress of the work in phases, as per the instructions of site in charge. The successful bidder and, to that effect he will ensure commitment on an undertaking on Rs.500 stamp paper to be submitted along with the Bid in Packet B. However, this condition in no way shall dilute the respective condition in Registration Rules of BMC.



b) **New and Original Works:** Not Applicable to this bid.

c) **Special Works:** Not Applicable to this bid.

5. The proforma-III shall be uploaded in Packet 'B' as per the appendix.
6. The Proforma-IV shall be uploaded in Packet 'B' as per the appendix.
7. Details of works in hand (Proforma VI-A & VI-B) (original), along with copies of work orders & attested copies of percentage of works completed or part thereof.
8. Statement showing assessed available Bid Capacity
9. Pre-contract integrity pact (Annexure-B) on Rs.500/- stamp paper.
10. The undertaking of Rs.500/- stamp paper as per the proforma annexed in 'Annexure- C' i.e. declaration cum indemnity bond.
11. **'Details of History' (As per circular no. MGC/F/6565 dt 25.09.2018)**

**If there is no Litigation History, the bidder shall specifically mention that, there is no Litigation History against him as per the clause of Litigation History.**

**Litigation History must cover – Any action of blacklisting , debarring , banning, suspension, de-registration and cheating with BMC, State Govt., Central Govt. or any authority under State or Central Govt./ Govt. organisation initiated against the company, firm, directors, partners or authorized signatory shall be disclosed for last 5 years from the date of submission of bid. Also, bidder must disclose the litigation history for last 5 years from the date of submission of bid about any action like show cause issued, blacklisting, debarring, banning, suspension, de-registration and cheating with BMC and BMC is party in the litigation against the company, firm, directors, partners, or authorized signatory for carrying out any work for BMC by any authority of BMC and the orders passed by the competent authority or by any Court where BMC is party. While taking decision on litigation history, the concerned Chief Engineer or D.M.C. or Director, as may be the case , should consider the details submitted by bidder and take decision based on the gravity of the litigation and the adverse effect of the act of company, firm, directors, partners, or authorized signatory on the BMC works which can spoil the quality, output, delivery of any goods or any work execution and within the timeframe.**

**Note: Bidders shall submit the undertaking for equipment capability and other undertakings as such on a single Rs.500/- stamp paper.**

12. The tenderers shall submit the signed copies of all addendums & corrigendum's, if any.

**Note:**

- The Electrical / Mechanical work shall be got carried out by the civil contractors through the contractors registered with BMC in Electrical Category. Information about the registered contractors shall be obtained from the office of the Ch.E. (M&E)/ E.E. (Monitoring & Registration Cell). Attested scanned copy of the valid registration certificate in Electrical Category shall be uploaded with the tender along with the undertaking from the registered Electrical Contractor stating his willingness to carry out the tender work.
- The successful bidder shall submit valid registration certificate under E.S.I.C., Act 1948, if the tenderer has more than 10 employees /persons on his establishment (in case of production by use of energy) and 20 employees/persons on his establishment (in case of production without use of energy) to BMC as and when demanded. In case of less employees/persons mentioned above then the successful bidder has to submit an undertaking to that effect on Rs. 200 stamp paper as per circular u/no. CA/FRD/I/65 of 30.03.2013.
- The successful bidder shall submit valid registration certificate under E.P.F. & M.P., Act 1952, if tenderer has more than 20 employees/persons on his establishment, to BMC as and when demanded. In case if the successful bidder has less employees/persons mentioned above then the successful bidder has to submit an undertaking to that effect on Rs. 200 stamp paper as per circular u/no. CA/FRD/I/44 of 04.01.2013.

**Note:**

- iii. If it is found that the tenderer has not submitted required documents in Packet “B” then, the shortfalls will be communicated to the tenderer through e-mail only and compliance required to be made within a time period of three working days otherwise they will be treated as non-responsive.

**PACKET – C**

1. Online tender filled in either percentage plus or minus (above or below), or at par. (There is no separate provision to quote % in physical form, this is a part in Header Data of online Tendering). For Packet ‘C’ tenderer(s) will fill data in ‘Item Data Tab’ in Service Line Item via Details and quotes his percentage variation figures. **(If entered ‘0’ it will be treated as ‘at par’.** By default the value is zero only).
2. Special Annexure-I is now not required to be uploaded as per GST circular u/no. CA/F/P/City/28 dated 10.11.2017.

3. **Note: In case of rebate/premium of 15% and above as quoted by the tenderer, the rate analysis of major items shall be submitted by L1 and L2 bidder after demand notification by e-mail to bidders by concerned Dy.Ch.Eng. The format for rate analysis is annexed at Annexure D.**

#### **BID SECURITY OR EMD**

- The Bidder shall furnish, as part of the Bid, Bid Security/EMD, in the amount specified in the Bid Data Sheet. This bid security shall be in favor of the authority mentioned in the Bid Data Sheet and shall be valid till the validity of the bid.
- The tenderers shall pay the EMD online instead paying the EMD at any of the CFC centers in BMC Ward Offices.
- Any bid not accompanied by an acceptable Bid Security and not secured as indicated in sub-clause mentioned above, shall be rejected by the Employer as non-responsive.
- The Bid Security of the successful Bidder will be discharged when the Bidder has signed the Agreement and furnished the required Security Deposits.
- Refund of EMD will be done as per circular no. CA(F)/Project/ 32 of 26.10.2020 (copy of the same is annexed in SBD)
- The Bid Security/ EMD of L-2 and other higher bidder (L-3,L-4 etc.) shall be refunded immediately after opening of financial bid.

#### **The Bid Security may be forfeited:**

- a) if the Bidder withdraws the Bid after bid opening (opening of technical qualification part of the bid during the period of Bid validity;
  - b) in the case of a successful Bidder, if the Bidder fails within the specified time limit to:
    - i. sign the Agreement; and/or
    - ii. Furnish the required Security Deposits.
1. The cases wherein if the shortfalls are not complied by a contractor, will be informed to Registration and Monitoring Cell. Such non-submission of documents will be considered as 'Intentional Avoidance' and if three or more cases in 12 months are reported, shall be viewed seriously and disciplinary action against the defaulters such as banning/de-registration, etc. shall be taken by the registration cell with due approval of the concerned AMC.
  2. No rejections and forfeiture shall be done in case of curable defects. For non-curable defects the 10% of EMD shall be forfeited and bid will be liable for rejection.

#### **Note:**

#### **4.0 Curable Defect shall mean shortfalls in submission such as:**

##### **4.1 Non-submission of following documents,**

- a. **Valid Registration Certificate**
- b. **Valid Bank Solvency**
- c. **GST certificate**
- d. **Certified Copies of PAN documents and photographs of individuals, Owners, etc**
- e. **Partnership Deed and any other documents**
- f. **Undertakings as mentioned in the tender document.**
- g. **Litigation History.**

**5.0 Non-curable Defect shall mean**

1. **In-adequate submission of EMD/ASD amount,**
2. **In-adequacy of technical and financial capacity with respect to Eligibility criteria as stipulated in the tender.**
3. **Wrong calculation of Bid Capacity**
4. **No proper submission of experience certificate and other documents, etc.**

**BID VALIDITY**

- i **Bids shall remain valid for a period of not less than one eighty (180) days after the deadline date for bid submission specified in Bid Data Sheet. A bid valid for a shorter period shall be rejected by the Employer as non-responsive.**

In exceptional circumstances, prior to expiry of the original time limit, the Employer may request that the bidders may extend the period of validity for a specified additional period. The request and the bidders' responses shall be made in writing or by e-mail. A bidder may refuse the request without forfeiting his Bid Security. A bidder agreeing to the request will not be required or permitted to modify his bid, but will be required to extend the validity of his bid security for a period of the extension.

**5 f) Security Deposit:**

The security deposit shall mean and comprising of I) Contract Deposit and II) Retention Money.

**5.f.i) Contract Deposit** – The successful tender, here after referred to as the contractor shall pay an amount equal to two (2) percent of the contract sum shall be paid within thirty days from the date of issue of letter of acceptance.

**5.f.ii) Retention Money** – The contractor shall pay the retention money an amount equal to five (5) percent of the contract sum which will be recovered from the contractors every bill i.e. interim / running / final bill.

**5.f.iii) Additional Security Deposit**

Demolition and Reconstruction of Shivajinagar Municipal School No. 1 (old) on plot bearing CTS No. 1 (pt) at Village Deonar, in M/E Ward

The additional security deposit will be applicable when a rebate of more than of 12 % at the rate of with no maximum limit. The ASD is calculated as follows:

Additional security deposit = (X) x office estimated cost,

Where X=percentage rebate quoted above 12%

ASD shall be insisted from lowest bidder as per circular no. C.A.(F)/42 dated 09/02/2021 for the present tender

#### 5.f.iv) Performance Guarantee

The successful tender, here after referred to as the contractor shall pay in the form of “Performance Guarantee” at different rates for different slabs as stated below:

Offer PG applicable %	Offer PG applicable %
For premium, at par and rebate less than 12%	For premium, at par and rebate less than 12%
For offer below rebate of 12%	P.G. = {0.92% x contract sum applicable for rebate of 12%} +(X) x contract sum where X= percentage rebate quoted more than 12%

**Note:** Contract sum shall mean amount after application of rebate/premium as quoted by the contractor with contingencies only and excluding price variation.

The PG shall be paid in one the following forms.

I) Cash (In case guarantee amount is less than Rs.10,000/-

II) Demand Draft (In case guarantee amount is less than Rs.1,00,000/-)

III) Government securities

IV) Fixed Deposit Receipts (FDR) of a Schedule Bank.

V) An electronically issued irrevocable bank guarantee bond of any Schedule bank or f in the prescribed form given in Annexure.

Performance Guarantee is applicable over and above the clause of Security Deposit.

Performance Guarantee will have to be paid & shall be valid till the defect liability period or finalization of final bill whichever is later.

This deposit will be allowed in the form of I to V as mentioned above and shall be paid within 15 days after receipt of Letter of Acceptance.

**Note:** Following exceptions shall be adopted for ‘Demolition Tenders’:

- Irrespective of the offer (Rebate/ at par/ premium), ASD shall be differed and only PG of

Demolition and Reconstruction of Shivajinagar Municipal School No. 1 (old) on plot bearing CTS No. 1 (pt) at Village Deonar, in M/E Ward

10% of contract sum be taken from the successful bidder on award of contract only.

**Note:- :**

**1) Refund of additional security deposit shall be processed as per circular no. C.A.(F)/PROJECT/32 dated 26/10/2020 .**

**2) ASD shall be insisted from lowest bidder as per circular no. C.A.(F)/42 dated 09/02/2021 for the present tender (copy of circular is annexed in Bid document).**

#### **IV. Refund of Performance Guarantee**

The Deposit on account of performance guarantee shall be released within 30 days of completion of Defects Liability Certificate subject finalization of final bill whichever is later and no recoveries are pending against the said work, provided that the Engineer is satisfied that there is no demand outstanding against the Contractor.

□ Summary of time of Refund of deposit is tabulated as follows:

a) Time of Refund for works having 5 years DLP

Deposits refunded after completion	After 3 yrs of DLP	After Completion of DLP
ASD + 50% of RM	CD+50% of RM	PG

b) Time of Refund for works having 1 or 2 or 3 years DLP

Deposits refunded after completion	After Completion of DLP
ASD + 50% of RM	CD+50% of RM+PG

- **Stamp Duty: (As per applicable circular)** (Circular No. Ch.E./BM/17800/II dtd. 14.01.2016)

- **Legal and Stationery Charges:** Legal and Stationery Charges shall be applicvble as per the revised circular issued by legal deaprtment as Cicular no.3 dated 22/06/2021.

- 

It shall be incumbent on the successful tenderer to pay stamp duty on the contract.

i)As per the provision made in Article 63, Schedule I of Bombay Stamp Act 1958, stamp duty is payable for “works contract” that is to say, a contract for works and labour or services involving transfer of property in goods (whether as goods or in some other form) in its execution and includes a sub-contract, as under : ;(Circular No. ChE/BM/17800/II dtd 14.01.2016)

(a)	Where the amount or value set forth in such contract does not exceed rupees ten lakh.	Five Hundred rupees stamp duty
(b)	Where it exceeds rupees ten lakhs	Five Hundred rupee plus 0.1 % of the amount above rupees ten lakh subject to maximum of rupees twenty five lakhs.

For Article 54, the following Article shall be substituted,

“54, SECURITY BOND OR MORTGAGE DEED, where such security bond or mortgage deed is executed by way of security for the due execution of an office, or to account for money or other property received by virtue thereof, or by a surety to secure the due performance of a contract, or in pursuance of an order of the court or a public officer, not being otherwise provided for by the Maharashtra Court-Fees act.	0.5 percent for the amount secured by such deed subject to the maximum of ten lakh rupees:-  Provided that ,where on an instrument executed by a person for whom a person stands surety and executes security bond or a mortgage deed, duty has been paid under article 40,then the duty payable shall be one hundred rupees”
---	---

- ii. The successful bidder shall enter into a contract agreement with BMC. within 30 days from the date of issue of Work Order and the same should be adjudicated for payment of Stamp Duty by the successful bidder.
- iii. Further shortfall if any, in amount of stamp duty paid as against prescribed amount for the documents executed in Mumbai City & Mumbai Suburban District be recovered from the concerned work contractors and to deposit the deficit or unpaid Stamp Duty and penalty by two separate Demand Draft or Pay Order in favour of “Superintendent of Stamp, Mumbai” within 15 days from intimation thereof.

All legal charges and incidental expenses in this respect shall be borne and paid by the successful tenderer.

## **IMPORTANT DIRECTIONS**

All the information uploaded shall be supported by the corroborative documents in absence of which the information uploaded will be considered as baseless and not accepted for qualification criteria. All the documents shall be uploaded with proper pagination. The page No. shall be properly mentioned in the relevant places.

The information shall be uploaded in the sequence as asked for with proper indexing etc. The Bidder shall be fully responsible for the correctness of the information uploaded by him.

Applicants/Bidders shall refer **portal.mcgm.gov.in/tenders** for “The Manual of Bid-Submission for Percentage Rate/Item Rate Tender Document.” The detail guidelines for creation and submission of bid are available in the referred document.

Any queries or request for additional information concerning this TENDER shall be submitted by e-mail to [dycsic.ce@mcgm.gov.in](mailto:dycsic.ce@mcgm.gov.in) and [aesic.es01@mcgm.gov.in](mailto:aesic.es01@mcgm.gov.in) The subject shall clearly bear the following identification/ title: "**Queries/ Request for Additional Information: TENDER for Repairs and up-gradation of Existing Facilities at Sanjay Nagar Municipal school, Govandi in 'M/E' ward. In case of Equal Percentage of lowest bidders (L1), the allotment of work shall be done by giving 48 hrs (2 working days) from the day of opening of packet C on same BID-Document number for re-quoting and such development needs to done by IT department in BMC's SRM system. Till such development is made; 'Sealed Bids' shall be called from the bidders quoting the same rates i.e. L1.**

In case of equal percentage of lowest bidders is obtained even after re-quoting, then the successful bidder will be decided by lottery system by concerned Ch.Eng.

The bidder shall need to submit the additional ASD if applicable within 7 days after receipt of notification issued by concerned Chief Engineer.

For GST the circular/ guidelines issued by the government/ state government/ BMC will be applicable on the contractor. Bidder shall refer circulars attached in SBD same shall be applicable and bidder shall quote accordingly.

“As per circular C.A / Fin /P/ City / 17 dated 06.09.2017 Condition of “Chapter XXI – Miscellaneous, section 17 (1) of GST Act, 2017 governs the ‘Anti Profiteering Measure’ (APM)

As per the provision of this section ,’ Any reduction in rate of tax on any supply of goods or services or the benefit of input tax credit shall be passed on to the recipient by way of commensurate reduction in prices.

Accordingly, the contractor should pass on the complete benefit accruing to him on account of reduced tax rate or additional input tax credit, to BMC. Further, all the provisions of GST Act – 2017 will be applicable to tender.

**Tax:** GST and other taxes will be applicable as per Circular no.CA/F/Project/25 dt. 12.07.2022.



# **SECTION 8**

## **SCOPE OF WORK**

## SCOPE OF WORK

### 1. GENERAL

#### 1.1. Salient Features of the school:

Demolition and Reconstruction of Shivajinagar Municipal school No. 1 (old) on plot bearing CTS No. 1 (pt), Situated at Baji Prabhu Deshpande Road, Shivajinagar, in 'M/E' ward.

#### Details of Work:

Ward	Name Of School	Work Proposed
M/E	Shivajinagar Municipal school No. 1, in 'M/E' Ward	Demolition and Reconstruction of Shivajinagar Municipal School No. 1 (old) on plot bearing CTS no. 1 (pt) at Village Deonar, in M/E Ward

#### Details of Work:

Sr. No.	Floor Details	Proposed Development	Built-up Area Sq.m
1)	Ground Floor	1 Auditorium (double height), stage, girls and boys green room, Staff Toilets, 2 Specially abled toilets, Girls & Boys toilet, caretaker room, 2 Drinking water facility, Lift, Electrical meter room, Entrance lobby, and underground tank, Pump room, Covered play area, Stilt area for vehicles, Store room	1,498.31 Sq.M
2)	First Floor	2 Balwadis, 1 tiffin room, 4 nos. of Classroom, Girls & Boys toilet, 1 H.M. Office with attached toilet, 2 Specially abled toilets, Staff toilets, Drinking water facility, Store room	1,230.34 Sq.M
3)	Second Floor	7 nos. of Classroom, Girls & Boys toilet, Staff room, Staff Toilets, Specially abled toilets, 2 Drinking water facility, H.M. Office with attached toilet, Multipurpose Hall, Store room	1,154.88 Sq.M
4)	Third Floor	7 nos. of Classroom, Girls & Boys toilet, Library, Staff Toilets, Specially abled toilets, 2 Drinking water facility, H.M. Office with attached toilet, Yogalaya and Art Center, Store Room	1,154.88 Sq.M
5)	Fourth	7 nos. of Classroom, Girls & Boys toilet, Staff Room, Staff Toilets,	1,154.88 Sq.M

	Floor	Specially abled toilets, ,2 Drinking water facility, H.M. Office with attached toilet, Store Room	
6)	Fifth Floor	7nos.of Classroom, Girls & Boys toilet, Computer Lab, Staff Toilets, Specially abled toilets, ,2 Drinking water facility, H.M. Office with attached toilet, Store Room.	766.96 Sq.M
7)	Sixth Floor	3 nos.of Virtual Classroom, Girls & Boys toilet, Computer Lab, Science Lab, Staff Toilets, Specially abled toilets, ,2 Drinking water facility, H.M. Office with attached toilet, Store Room	766.96 Sq.M
<b>Total Built up area (sqm)</b>			<b>7,727.21 Sq.M</b>
<b>Total construction area (SqM) including 3 lifts, 4 nos staircases , UG Tank, OHT etc. as per BP Requirements</b>			<b>8,212.38 Sq.M</b>
<b>Total construction area (Sq.ft)</b>			<b>88,405.95 Sq.ft</b>

## 2. SCOPE OF WORK :

2.1 The works contemplated comprises of Demolition and Reconstruction Of Shivajinagar Municipal School at Plot Bearing CTS No. 1 'M/E' Ward, Mumbai and allied site development. The Urdu School is located in proposed PG and will be demolished after completion of the work and will be repaired temporarily and retained as transit camp. The scope of work broadly comprises of.

### A) Demolition and Reconstruction of School

- i. Demolition of Existing Ground floor structures of Marathi and Urdu Municipal Schools .
- ii. Foundation work comprises of pile foundations and pilecaps for new building and compound wall
- iii. Construction of Ground + 6 floor R.C.C. frame structure with provision of three lifts, 4 no. of staircases and U.G./Over head tanks.
- iv. Finishing items such as, External/Internal Plastering, Painting, Doors and Windows, Flooring, allied civil finishing works.
- v. Construction of Peripheral compound wall with Compound Grills with provision of two main gates.

## **B) Development of Compound pavement within school plot**

- i. Development of existing compound pavement with paver blocks.
- ii. Providing & fixing new compound grill.

## **C) Other Works**

- i. Water proofing to new terrace, toilet blocks, drinking area & OHWT/UGWT
- ii. Construction of toilet blocks for Boy's, Girl's, staff & for CWSN.
- iii. Rain water harvesting work.
- iv. Development of children play area in school, compound wall works.

## **D) Water, Drainage & Sanitary works:**

- i. Providing & laying new water, drainage, S.W, rain water lines.
- ii. Providing all types of fixtures

## **E) Electrical work and Fire-Fighting works:**

- i. Providing & fixing pole lights.
- ii. Providing and fixing electrical wiring and fixtures in the school building
- ii. Providing and Installing Pumps for water supply, firefighting etc
- iii. Providing and Installing sprinkler system and fire alarm system
- vi. Installation of 02 nos. of Gearless type Passenger lift for Ground plus sixth floors and 1 nos lift for Ground + 3 floors.

2.2. The entire work in this Tender are divided into different parts depending on the different types of work involved. However, this broad classification is for mere guidance only. Actual work shall be as described in the Drawings, Specification and Bill of Quantities and as instructed at site from time to time.

## **3. SPECIAL PRECAUTIONS:**

1. The Contractor shall carry out the work in a manner which will not affect the adjoining structures and their activity in neighborhood. Despite this, if some disturbance is inevitable due to the very nature of any particular item of work, the contractor shall give previous intimation in writing to the Engineer to enable the Employer to organize his matters suitably.

2. During the work at site the approach to and exit from the plot for school building should be adequately protected and also should be free of building materials, debris, machinery, tools, plant etc., so that free access without any hindrance is available for the movement of labours / PMC staff/ SIC staff /other users and their vehicles. At the same time special care has to be taken while storing these items elsewhere so that no overloading takes place. All the storing will have therefore to be necessarily done on approval from the Engineer.
- 3 Since work will have to be carried out at all heights and in all seasons abundant care and precautions will have to be taken by the contractor to prevent any falling objects from top endangering people and objects below. Necessary safety nets, barricading, etc are also to be provided.
4. Conventional mode of supporting scaffolding by use of elements in the existing structure shall not be permitted under any circumstances. The Contractor must support the scaffolding independent of the structure.
5. In general the work shall be carried out in a manner as not to adversely affect neighboring structures and activities should be carried out with minimum disturbance, noise, dust, vibrations, shocks etc. While working during odd hours, care has to be taken to see that occupants of neighboring buildings are not put to any inconvenience due to noise, bright light etc.
6. The Contractor must follow provisions of safety manual as indicated in tender document and / as directed by the Engineer. The Contractor shall ensure provision of safety belts, helmets, etc. for people working at site. He must also take all precautions against fire / electrical hazards.

#### **4. RECORDS & CO-ORDINATION:**

Necessary registers as maintained by the PMC Engineer/Contractor Engineer as case may be at site as directed by the BMC. Engineer and the same shall be duly signed by the Contractor and his Engineer. Such registers shall include but not limited to list of dismantled objects/items to be handed over to the BMC's authorities

Note:

1. No payment will be made for display box (As per unstar tender Rainwater Harvesting)
2. No extra payment will be made to bidder for digital printout as per direction of Engineer need for fixing on curtain wall which may please be noted.

# **SECTION 9**

# **BILL OF QUANTITIES**

## PREAMBLE

### 1. GENERAL:

- 1.1. The quantities set-forth in the Bill of Quantities are approximate only and are intended to represent the character of the work to be carried out and are given to provide a common basis for tendering. There is no guarantee to the Contractor that he will be required to carry out the quantities of work indicated under any one particular item or group of items in the Bill of Quantities, though on the Contract as a whole the quantities represent a fair overall estimate of the quantity of work to be carried out. Actually, this being a repair and up gradation job, the quantities are likely to vary during execution and even, substantially for “structural repair” items. The rate payable shall be only tendered rates without any extra payment.
- 1.2. Specifications for the various items are indicated in the tender. Without prejudice to these specifications, in case of any contradictions or in case of any omissions, the provisions in the relevant specifications in the concerned Indian Standards shall prevail.

### 2. RATES AND PRICES (GENERAL):

#### 2.1. Rates quoted by the Contractor shall allow for

- All materials, testing of materials
- All labour, supervision
- All tools, plant, necessary machinery, equipment etc.
- All taxes, levied by State / Central Government i.e. GST 2017
- Shuttering, centering and scaffolding including propping etc. as required including their transport to site loading, unloading, storage and carriage to the required locations.
- Removal of debris comprising dismantled materials like concrete, plaster, brick bats, all surplus construction materials, tools, plant etc. outside the Employer's premises.
- Any cost for arranging for any permissions etc.
- Monthly photographic record of progress of works. Photographs to be taken as directed by Engineer.

- 2.2. The rates quoted by the tenderer shall be inclusive of all the taxes levied by State/Central Govt. and/or any other authorities. The rates shall also be inclusive of **Goods and Services Tax (GST)** etc.

3. METHOD OF MEASUREMENT:

3.1. Civil Works

3.1.1 Unless stated otherwise, quantities shall be measured in accordance with the relevant parts of IS 1200, "Method of Measurement of Building and Civil Works" and are net as they are finished and fixed in the Works notwithstanding any general or local custom except where otherwise specifically described or prescribed in the Contract.

3.1.2 In the event of any discrepancy noted in the methods prescribed in the Contract, the same shall be pointed out by the Contractor prior to executing the item for the decision of the **Engineer.**

3.1.3 Waterproofing –

The actual net area in plan covered by the treatment shall be measured. (No Watas shall be measured separately.

Water proof cement paint actual plastered area shall be measured for payment, No allowance for girth shall be paid.

Earth work, PCC lines shall be measured for payments, No work space shall be considered for payment.

3.2. Special Treatment

3.2.1 Polymer based treatment

Work shall be measured in area superficial as specified in the Bill of Quantities. The actual area covered by the specific treatment would only be measured irrespective of the area actually opened out for executing the work.

3.2.2 Cement based / Polymer based pressure grouting

Only weight of cement will be measured in Kg and paid accordingly. No filler material will be measured.

3.2.3 Super fluid micro-concrete

Only weight of grout powder (upto 3 decimal) will be measured in Kg and paid accordingly. No filler material will be measured.



## NOTE ON BILL OF QUANTITIES

1. It is specifically to be noted and understood by the tenderer that rates that would be quoted by him against all relevant items in different section of the Bill of Quantities shall be inclusive of following –

- All materials, labour, plant, machinery, tools, tackles, etc.
- Insurance of the Work
- Costs for water (if not available in BMC's source) & power required for the construction & getting connection for the same
- All prevailing taxes including Goods and Service tax (GST).
- Testing of material as per IS
- Re-handlings of material due to site constraints/space of storage, running school activities, removing of sundry item required for completion of items.

2. Preferred make/ List of Material:

Tenderer's quoted rates shall be based on preferred makes/ List of material as indicated in "BMC Schedule OF Rates and Volume- I of tender document.

3. Scheme for execution: The tenderer should append the scheme for execution considering site constraints e.g. storage of materials, working hours since Works is to be done in an area which has occupied ongoing school activities.

4. Record keeping of refixing / disposing of material :

The Contractor should keep refixing material in safe custody and should maintain upto date record of material removed / refixed & handed over to the BMC. All usable material shall be used after approval of the Engineer. For disposal of scrap prior approval of Engineer will be obtained.

Contractor's All Risk Insurance Policy (CAR Policy) as specified in the Volume I of tender document. The above policy should also include Third Party Insurance and shall also submit Workmen's Compensation Insurance for the Contract period as per prevailing rules.

**M/s. Master & Associates**

**Name of the Work: Demolition & Reconstruction of Shivajinagar Municipal School No. 1 (old) on plot bearing CTS no. 1 (pt) at Village Deonar, in M/E Ward.**

**SUMMARY OF TENDERED COST**

SR. NO.	CIVIL WORK	Rs.	AMOUNT
1	1. Enabling Works	Rs.	2871744.00
	2. Anti-Termite Treatment	Rs.	224985.00
	3. Excavation Works	Rs.	69,62,030.00
	4A) PILING	Rs.	8,05,36,198.00
	4B) PCC/RCC work	Rs.	12,99,32,349.50
	5. Masonry Work and plastering	Rs.	3,06,89,121.00
	6. Floor Finish	Rs.	36772575.00
	7. Waterproofing	Rs.	4082869.00
	8. Doors & Windows.	Rs.	22870865.00
	9. Hardware	Rs.	289369.00
	10. Painting	Rs.	8013838.00
	11. Miscellaneous Work	Rs.	13069882.00
	12. Iron Work	Rs.	6188240.00
	13. Water Supply & Drainage	Rs.	5982933.00
14. Rainwater Harvesting	Rs.	210650.00	
<b>1</b>	<b>TOTAL CIVIL WORK</b>	<b>Rs.</b>	<b>34,86,97,648.50</b>
	<b>Rebate for Civil Works</b>	<b>Rs.</b>	<b>1,74,800.00</b>
<b>2</b>	<b>ELECTRICAL WORK</b>	<b>Rs.</b>	<b>2,69,25,689.50</b>
	<b>Rebate for Electrical Works</b>	<b>Rs.</b>	<b>23,475.00</b>
	<b>Total Net Cost of Civil &amp; Electrical works</b>	<b>Rs.</b>	<b>37,56,23,338.00</b>
	<b>Lumsum provision for the Electricity meter connection, Fire</b>	<b>Rs.</b>	<b>28,00,000.00</b>

**M/s. Master & Associates**

**Name of the Work: Demolition & Reconstruction of Shivajinagar Municipal School No. 1 (old) on plot bearing CTS no. 1 (pt) at Village Deonar, in M/E Ward.**

**1: Demolishing & Dismantling Works**

S.NO.	ITEM CODE	DESCRIPTION	UNIT	TOTAL QTY.	RATE	AMOUNT
1	R2-CS-DD-5-b	Demolishing stone rubble masonry manually/ by mechanical means including stacking of serviceable material and disposal of unserviceable material within 50 metres lead as per direction of Engineer-in-charge : In cement mortar	CUM	310.00	1393.00	431830.00
2	R2-CS-DD-14	Dismantling steel work in built up sections in angles, tees, flats and channels of rolling shutters, gates, fencing, hoardings, including all gusset plates, bolts, nuts, cutting rivets, welding etc. including dismembering and stacking within 50metres lead.	KG	19769.00	3.00	59307.00
3	R2-CS-DD-54	Cutting down masonry work in lime or cement mortar including plaster etc. complete.	CUM	600.00	531.00	318600.00
4	R2-CS-DD-2	Demolishing R.C.C. slab, R.C.C. wall of any thickness, R.C.C. beams, joists, R.C.C. columns, piles, pile caps etc., in any thickness and size manually/ by mechanical means including stacking of steel bars and disposal of unserviceable material within 50 metres lead as per direction of Engineer - in - charge.	CUM	495.00	1837.00	909315.00
5	R2-CS-DD-23	Dismantling roofing including ridges, hips, valleys and gutters etc., and stacking the material within 50 metres lead of : GI Sheet	SQM	2350.00	96.00	225600.00
6	R2-CS-DD-8-a	Dismantling doors, windows, fanlight and clerestory windows (steel or wood) shutter including chowkhats, architrave, holdfasts etc. complete and stacking within 50 metres lead : Of area 3 SQM and below	SQM	165.00	216.00	35640.00
7	R2-CS-DD-64	Removing mosaic, cement marble, granites non-slippery, tandur, kotah, shahabad stone or Indian Pattern stone, glazed tiles in flooring and dado including bedding brick bat coba etc., and delivering materials in Ward Office and carting away unserviceable materials.	SQM	885.00	240.00	212400.00
8	R2-CS-DD-76	Removal of existing flushing cistern with all fittings at any height with making surface good and depositing all materials to Muncipal Store etc. complete as directed	NOS	22.00	356.00	7832.00
9	R2-CS-DD-1	Demolishing cement concrete manually/ by mechanical means including disposal of material within 50 metres lead as per direction of Engineer - in - charge.	CUM	500.00	1314.00	657000.00
10	R2-CS-DD-43	Removing C.I. cover with frame from R.C.C. top slab of inspection chambers of various sizes including demolishing of R.C.C. work manually/ by mechanical means and stacking of useful materials near the site and disposal of unserviceable materials within 50 metres lead as per direction of Engineer-in-charge.	NOS	10.00	228.00	2280.00
11	R2-CS-DD-37-A	Dismantling C.I., UPVC and asbestos vent pipes and shaft, soil, waste, rain water pipe, mild steel, GI and asbestos gutters, ridge and hips with fittings and clamps including stacking the material within 50 metres lead : 75 to 80 mm dia pipe	RMT	20.00	43.00	860.00
12	R2-CS-DD-37-B	Dismantling C.I., UPVC and asbestos vent pipes and shaft, soil, waste, rain water pipe, mild steel, GI and asbestos gutters, ridge and hips with fittings and clamps including stacking the material within 50 metres lead : 100 mm dia pipe	RMT	20.00	44.00	880.00
13	R2-CS-DD-38-A	Dismantling G.I. pipes (external work) including excavation and refilling trenches after taking out the pipes, manually/ by mechanical means including stacking of pipes within 50 metres lead as per direction of Engineer-in-charge 15 mm to 40 mm nominal bore	RMT	100.00	84.00	8400.00
14	R2-CS-DD-38-B	Dismantling G.I. pipes (external work) including excavation and refilling trenches after taking out the pipes, manually/ by mechanical means including stacking of pipes within 50 metres lead as per direction of Engineer-in-charge Above 40mm nominal bore	RMT	20.00	90.00	1800.00
<b>TOTAL DEMOLISHING &amp; DISMANTLING WORKS</b>						<b>28,71,744.00</b>

2: Anti Termite Works						
S.NO.	ITEM CODE	DESCRIPTION	UNIT	TOTAL QTY.	RATE	AMOUNT
15	R2-CS-AT-1	Providing Pre-constructional anti-termite treatment conforming to IS- 6313 (part II) using chloropyrifos EC 20 Emulsion or equivalent of 1% concentration by weight for creating barrier under and all around foundation pits, wall trenches, basement excavation, backfill in immediate contact with foundation and treating the top surface of plinth filling, junction of wall & floor, along the external perimeter of building, expansion joints, surrounding of pipes, water conduits and at places suggested and as directed by Engineer-In-Charge covering 10 years guaranty. (plinth area should be considered for measurement and payment.)	Sq.M	1415.00	159.00	224985.00
<b>TOTAL ANTI TERMITE WORKS</b>						<b>2,24,985.00</b>
3: EARTH WORK						
S.NO.	ITEM CODE	DESCRIPTION	UNIT	TOTAL QTY.	RATE	AMOUNT
16	R2-CS-EW-1	Excavation over areas for basements, roads, land/plot development in all types of soils, vegetable earth, soft murum, running sand, shingle, turf clay, loam, peat, ash, shale, slag, chalk, garbage, muddy/ marshy/ slushy soil, marine clay, reclaimed land etc. for all depths/lifts including manual dewatering, filling the selected excavated earth at the locations as directed, in layers not more than 200mm thickness, watering, consolidating, compacting to achieve not less than 97% Modified Proctor density conforming to relevant IS, stacking the selected material in measurable heaps for future use within owners space or disposing within an initial lead of 150m as directed, loading, unloading, leveling excluding shoring, strutting etc. complete as directed by Engineer-in-Charge. Note: 1) The rate includes the handling/supporting the existing utilities such as cables, drains, pipes, water mains etc. 2) It also includes the royalty and other taxes if any.	CUM	2800.00	307.00	859600.00
17	R2-CS-EW-2-a	Extra over above item CS-EW-1 for lift from 1.5m to 3.0m.	CUM	100.00	71.00	7100.00
18	R2-CS-EW-2-b	Extra over above item CS-EW-1 for lift from 3.0m to 4.5m.	CUM	100.00	106.00	10600.00
19	R2-CS-EW-11	Filling in plinth, floors, trenches, pits with approved excavated materials, murum / good earth in layers not exceeding 200mm including breaking of clods, watering, consolidating each layer in filled up area by rolling and compacting with roller/ plate compactor as required to achieve not less than 97% modified proctor density conforming to relevant IS etc. complete as directed by Engineer In charge. Note: 1) The rate includes the royalty and other taxes if any.	CUM	100.00	183.00	18300.00
20	R2-CS-EW-12	Filling in plinth, floors, trenches, pits with approved contractor's murum in layers not exceeding 200mm including breaking of clods, watering, consolidating each layer in filled up area by rolling and not less than 97% modified proctor density conforming to relevant IS etc. complete as directed by Engineer In charge. The rate includes necessary soil testing charges at laboratory & field as per relevant I.S. codes, royalty, octroi and other taxes if any. CONTRACTOR shall be got approved from Engineer in Charge, before executing the work) 1) The rate includes the royalty and other taxes if any.	CUM	2850.00	1244.00	3545400.00
21	R2-CS-EW-26	Providing & Laying dry stone Rubble Soling with average 230 mm size hard stone set in regular lines, handpacked and interstices thoroughly filled with small chips including filling in with good quality murum brought from outside, compacting with iron rammers, watering, sand spreading 12mm thk. layer of grit on top etc complete as directed by Engineer In Charge. (Note: The rate includes the royalty and other taxes if any)	CUM	1130.00	2231.00	2521030.00
<b>TOTAL EXCAVATION</b>						<b>69,62,030.00</b>

4: A Piling Works						
S.NO.	ITEM CODE	DESCRIPTION	UNIT	TOTAL QTY.	RATE	AMOUNT
22	R2-CS-PLG-1-1-g	Providing and Casting RCC bored cast in-situ Vertical as per IS 2911 (Part 1, Section 2) by boring through all kinds of soils/ Sand /Rock by rotary hydraulic rigs using temporary casing up to stable strata / bentonite mud circulation as specified, from tip to cut-off elevation of piles. Reinforced Cement Concrete work of filling the bore (after placement of reinforcement cage as per drawing) with M25 grade Ready Mix Concrete using 43 Grade Ordinary Portland Cement confirming to IS : 8112, of approved make and brand with minimum cement content of 400 kg/m3 and with water -cement ratio, including the water contained in aggregates (10mm to max 20mm size), not exceeding 0.45, with approved plasticizer as specified, including placing of concrete from tip to minimum of 600mm above the specified cut-off level, breaking pile head to cutoff level and exposing pile reinforcement for embedment in pile cap, Disposing & levelling of bored/excavated material suitably at locations approved by the local authorities including all lead and lifts, all complete for piles having diameter of (Pile will be measured for payment for length between pile tip to cut-off level along the pile axis. Reinforcement shall be paid separately) 750mm dia-Concreting with approved sulphate resistant concrete	RMT	4470.00	7811.00	34915170.00
23	R2-CS-PLG-1-1-a-2	400 mm	RMT	1100.00	3850.00	4235000.00
24	R2-CS-PLG-2-3-k	Extra over rate for items CS-PLG-1 & 2 for using M35 instead of M 25- Concreting with approved sulphate resistant concrete- 750mm dia	RMT	4470.00	265.00	1184550.00
25	R2-CS-PLG-2-3-a	Extra over rate for items CS-PLG-1 & 2 for using M35 instead of M 25- Concreting with approved sulphate resistant concrete- 400mm dia	RMT	1100.00	67.00	73700.00
26	R2-CS-PLG-3.0	Empty boring through over burden including road crust upto the bottom of pile cap for all diameters of piles.	RMT	440.00	1990.00	875600.00
27	R2-CS-PLG-5.1	Providing and installing in position permanent M.S. liners for piles of specified diameter and fabricated from 6.0mm to 8.0mm thick plates as per detailed drawings and designs including cutting, bending to required shape, welding, painting with Red Oxide paint etc. complete as specified and directed	MT	414.00	79777.00	33027678.00
28	R2-CS-PLG-16.13	Conducting Initial Load Test (Compression) up to maximum test load of 2.5 times the safe load capacity on single pile as specified in accordance with IS 2911 part-4 including preparation of pile head for testing, necessary excavation, jacks, kentledge, accessories, measuring devices, recording of results, labour, submission of test report etc. complete, but excluding the cost of installation of pile (insallation of pile shall be paid seperately) etc.all complete as per the specification, drawing and as directed by the Engineer in charge for the following- Vertical Compression Test- 750mm dia	NOS	2.00	637200.00	1274400.00
29	R2-CS-PLG-14.4	Carrying out low strain pile integrity test on 750mm diameter pile including all arrangements for test, equipments/accessories, materials, labour, submission of test report etc but excluding the cost of installation of job pile (installation of pile shall be paid seperately as per relevent items)all complete as per specification and as directed by the engineer-in-charge.	NOS	170.00	4130.00	702100.00
30	R2-CS-PLG-21.6	Conducting routine vertical load test for 1.5 times safe load carrying capacity by means of High Strain Dynamic Load Test including provision and erection of crane-hammer-drop mechanism, acceleration and displacement velocity transducers to record both force and velocity including excavation, dewatering, preparation of pile head including building up of pile, additional reinforcement if any etc. all complete as per approved method (ASTM D4945-89), submission of test report, specifications and instructions of the Engineer for piles of following diameter : 750mm dia	NOS	6.00	206500.00	1239000.00
31	R2-CS-PLG-17.6	Carrying out Initial Lateral Load Test on vertical (Initial/test) piles up to maximum test load of 2.0 times the safe lateral load capacity on single pile as specified in accordance with IS 2911 part-4 including all necessary arrangements such as jacks, measuring devices, etc. complete as required. (For this test if adjoining piles is used for drawing support for test then the arrangements shall be made to record deflection, submission of test report etc. of both the piles. However, testing both these piles will be considered as one test only. Providing and installing test piles measured separately)-750mm dia	NOS	3.00	472000.00	1416000.00
32	R2-CS-PLG-18.6	For Tension/Uplift test (Pull Out ) on vertical (initial/test) piles as per IS 2911 part-4 up to maximum test load of two times the safe load capacity as specified including all necessary arrangements such as jacks, supports, measuring devices, etc. complete as required. Arrangements shall be made to record uplift movement, submission of test report etc.( Providing and installing test piles measured separately) -750mm dia	NOS	3.00	531000.00	1593000.00
<b>TOTAL PILING WORKS</b>						<b>8,05,36,198.00</b>

4: B CONCRETE WORKS						
S.NO.	ITEM CODE	DESCRIPTION	UNIT	TOTAL QTY.	RATE	AMOUNT
33	R2-CS-CW-2-a-2	Providing and laying in position ready mixed plain cement concrete, using fly ash and cement content as per approved design mix from Engineer-in-charge and fly ash conforming to grade I of IS 3812 (Part-1) only be used as part replacement of OPC as per IS 456 and uniform blending with cement is to be ensured in accordance with clauses 5.2 and 5.2.1 of IS: 4562000 in the items of ready mixed concrete and manufactured in fully automatic batching plant and transported to site of work in transit mixer for all leads, having continuous agitated mixer, manufactured as per mix design of specified grade for plain cement concrete work, including pumping of R.M.C. from transit mixer to site of laying and curing, including the cost of centering, shuttering and finishing, including cost of curing, admixtures in recommended proportions as per IS : 9103 to accelerate/ retard setting of concrete, improve workability without impairing strength and durability as per direction of the Engineer - in - charge M-15 grade plain cement concrete (cement content considered @ 240 kg/cum)	CUM	740.00	6764.00	5005360.00
34	R2-CS-CW-7	Providing and laying in position ready mixed design mix M 20 grade cement concrete for reinforced cement concrete work, using cement content as per approved design mix, including pumping of concrete to site of laying and the cost of centering, shuttering, finishing and excluding reinforcement, including admixtures in recommended proportions as per IS: 9103 to accelerate, retard setting of concrete, improve workability without impairing strength and durability as per direction of Engineer-in-charge. The Mix design as per particular specifications shall be got approved by Engineer-in Charge before execution of the item. The rate shall include cost of all specified materials and operations at all levels and heights, including the cost of centering, shuttering and excluding reinforcement which shall be paid under relevant item. (Note :- Cement content considered in this item is @ 300 kg/cum as per IS 456 table showing minimum cement content. No extra will be paid nor any amount will recovered on account of variation of cement in mix design as per specifications for controlled concrete). All works (including Centering & Shuttering)	Cum	1040.00	7515.00	7815600.00
	R2-CS-CW-7-a	Foundations, footings, bases of columns, rafts, pilecap				
35	R2-CS-CW-7-b	Walls (any thickness) including attached buttresses, retaining wall, shear wall, diaphragm wall, trench, pit walls, etc	Cum	400.00	10518.00	4207200.00
36	R2-CS-CW-7-c	Slabs, Suspended floors, roofs, landings, balconies, canopy and access platform	Cum	1312.00	11790.00	15468480.00
37	R2-CS-CW-7-d	Lintels, beams, plinth beams, girders, floor beam, coping.	Cum	1118.00	9556.00	10683608.00
38	R2-CS-CW-7-e	Columns, Pillars, Piers, Posts and Struts.	Cum	500.00	11184.00	5592000.00
39	R2-CS-CW-7-f	Stairs (waist slab), folded slab, inclined slab	Cum	110.00	11059.00	1216490.00
40	R2-CS-CW-7-i	Weather shade, Chajjas, corbels, cantilever beam, etc., including edges.	Cum	56.00	12329.00	690424.00
41	R2-CS-CW-18	Extra and over for providing richer RMC of M-35 grade cement concrete instead of M20 (Note :- Cement content considered in this item is @ 350 kg/cum as per IS 456 table showing minimum cement content.)	Cum	3250.00	798.00	2593500.00
42	R2-CS-CW-6-b	Providing precast cement concrete Jali of Nominal Mix 1:2:4 (1 cement : 2 coarse sand : 4 graded stone aggregate 6mm nominal size) reinforced with 1.6 mm dia mild steel wire including centering and shuttering, roughening cleaning, fixing and finishing in cement mortar 1:3 (1 cement: 3 fine sand) etc. complete excluding plastering of the jambs, sills and soffits- 50mm thick	SQM	110.00	1736.00	190960.00
43	R2-CS-CW-35-c	Providing and fixing in position steel bars reinforcement of various diameters for R.C.C. pile, pile caps, footings, raft, retaining wall, shear wall, lift wall, foundations, slabs, beams, columns, canopies, staircases, newels, chajjas, lintels, pardijs, coping, fins, arches, etc. as per detailed designs, drawings and bar bending schedules, including straightening, cutting, bending, hooking the bars, binding with wires or tack welding, supporting as required etc. all complete at all levels. Thermo-Mechanically Treated steel bars. (Fe 500 D)	MT	995.75	76770.00	76443727.50
44	R2-CS-SS-06-b	M10x 110	Nos	200.00	60.00	12000.00
45	R2-CS-SS-06-c	M12 x 115	Nos	200.00	65.00	13000.00
<b>TOTAL CONCRETE WORKS</b>						<b>12,99,32,349.50</b>

5 : MASONRY WORKS						
S.NO.	ITEM CODE	DESCRIPTION	UNIT	TOTAL QTY.	RATE	AMOUNT
46	R2-CS-MW-1-b	Brick work with common burnt clay F.P.S. (non modular) bricks of class designation 7.5 in foundation and plinth in: Cement mortar 1:4 (1 cement : 4 coarse sand)	Cum	155.00	5807.00	900085.00
47	R2-CS-MW-33	Providing and laying autoclaved aerated (cellular) cement blocks masonry with more than 100 mm thick AAC blocks in cement mortar 1:4 (1 cement : 4 coarse sand ) including RCC stiffeners. The rate includes providing and placing in position 2 EA 6 mm dia M.S. bars at every third course of masonry work, racking of joints, scaffolding and curing,etc. completed as directed by Engineer-in-Charge.	Cum	2050.00	6911.00	14167550.00
48	R2-CS-MW-11-b	Half brick masonry with common burnt clay F.P.S. (non modular) bricks of class designation 7.5 in superstructure above plinth level up to floor V level.(Fire proof specification). Cement mortar 1:4 (1 cement :4 coarse sand)	SQ.M.	635.00	781.00	495935.00
49	R2-CS-PL-03	Providing and applying 6 mm thick internal ceiling plaster in singlecoaticementmortar1:3withwhitecemeteiouswall putty (Birla white or equivalent) finish at all heights and locationsforconcrete surfacesincludinghackingofconcrete surface, watering, finishing, curing, scaffolding etc. complete.	Sqm	7620.00	304.00	2316480.00
50	R2-CS-PL-09-c	Providing and applying 20 mm thick internal plaster with neeru finish at all heights and locations in cement mortar specified below in two coats for masonry (except stone masonry) and concrete surfaces including racking out joints, hacking of concrete surface, watering, finishing, curing, scaffolding etc complete as directed By Engineer In Charge. In cement mortar 1:4	Sqm	12800.00	516.00	6604800.00
51	R2-CS-PL-17-c	Providing and applying 25 mm thick external sand faced cement plaster with neat cement rendering upto 10m from ground level and at all locations in cement mortar proportion specified below in two coats for masonry (except stone masonry) and concrete surfaces including providing water proofing compound to the first coat of plaster as per manufacturers specification, racking out joints, hacking of concrete surface, finishing, curing, scaffolding etc complete as directed By Engineer In Charge. Min. time lag between two coats shall be 24 hours.(as per IS 2402 of 1963.)- In Cement Mortar 1:3	Sqm	8665.00	561.00	4861065.00
52	R2-CS-PL-25	Extra for every additional height of 3m or part thereof above10m from ground level for all types of external plastering.	Sqm	6700.00	55.00	368500.00
53	R2-CS-PL-34	Providing & Fixing bird wired mesh/wired fabric (12.5mm x 24 SWG) in strips of 200 mm width or as required over junctions of concrete & brick / block masonry or any other specified location at all heights including minimum 200mm overlap at all joints / junction prior to plastering, drilling, nailing etc. complete as directed By Engineer In Charge	Sqm	1000.00	248.00	248000.00
54	R2-CS-PL-35	Extra for providing and mixing polypropylene fibers in mortar of internal and external plaster. The dose of 6mm long fibers shall be 125gms per 50 kg of cement bag or as per the manufactures specifications etc complete as directed by Engineer In Charge	Kg	520.00	65.00	33800.00
55	R2-CS-MW-18	Uncoursed rubble masonry with hard stone in foundation and plinth including levelling up with cement concrete 1:6:12 (1 cement : 6 coarse sand : 12 graded stone aggregate 20mm nominal size) upto plinth level with : Cement mortar 1:6 (1 cement : 6 coarse sand).	Cum	50.00	4326.00	216300.00
56	R2-CS-PL-14-c	Providing and applying 12 mm thick sand faced external cement plaster for soffit of slabs & stair, beams, columns, chajja etc. upto 10m from ground level and at all locations in cement mortar as specified below including providing water proofing compound to the first coat of plaster as per manufacturers specification, hacking of concrete surface, finishing, curing, scaffolding etc complete as directed By Engineer In Charge- In Cement Mortar 1:3	Sqm	442.00	283.00	125086.00
57	R2-CS-PL-26	Providing and applying cement plaster for band projections of 25 to 30mm thk. and 75 to 125 mm wide, with smooth/ decorative/ rough finished surface, at all heights and locations in cement mortar 1:3 for masonry (except stone masonry) and concrete surfaces including, racking out joints, hacking of concrete surface, finishing, curing, scaffolding etc complete as directed By Engineer In Charge.	Rmt	3380.00	104.00	351520.00
<b>TOTAL MASONARY AND PLASTER WORKS</b>						<b>3,06,89,121.00</b>

6: FLOOR FINISHES						
S.NO.	ITEM CODE	DESCRIPTION	UNIT	TOTAL QTY.	RATE	AMOUNT
58	R2-CS-FL-01	Providing and laying polished natural stone as specified below (Machine cut) of an approved quality and size for paving /flooring in plain and/or diamond /approved pattern including cement mortar bedding of 25 mm thick in 1:4 proportion, cement float, machine cutting, dressing, leveling, jointing, filling the joints with neat cement slurry or with required pigment, machine polishing at site, curing, finishing, etc complete as directed by Engineer In Charge.	Sqm	2455.00	1179.00	2894445.00
	R2-CS-FL-01-c	25 to 30 mm thk. Kota stone of size 0.430m x0.56m (17"x22")				
59	R2-CS-FL-01-h	18mm thk. Jaisalmer Stone	Sqm	565.00	2019.00	1140735.00
60	R2-CS-FL-01-k	18 mm thk. Ruby red, jet black, Hasan green Granite tiles/slab	Sqm	415.00	2275.00	944125.00
61	R2-CS-FL-07-d	Providing and laying 8mm thk. ceramic tiles as specified below conforming to I.S.15622-2006 for flooring of an approved, quality, make, size and pattern /design, for flooring including cement mortar bedding of 25 mm thick in 1:4 proportion, neat cement float, cutting, leveling, jointing, filling the joints by neat cement slurry or approved colour grout, curing, finishing etc complete as directed by Engineer In Charge.	Sqm	398.00	1701.00	676998.00
		Dark coloured antiskid / matt ceramic tiles				
62	R2-CS-FL-8-d	Providing and laying 600 x 600 x 8 mm thk. vitrified tiles as specified below conforming to I.S.15622- 2006 with water absorbtion less than 0.08% for flooring of an approved, quality, make and pattern /design for flooring including cement mortar bedding of 25 mm thick in 1:4 proportion, cutting, leveling, jointing, filling the joints by neat cement slurry or approved colour grout, curing, finishing etc complete as directed by Engineer In Charge.	Sqm	3326.00	1608.00	5348208.00
		Dark coloured antiskid / matt vitrified tiles				
63	R2-CS-FL-16	Providing and laying 16-20 mm thick and 75mm wide strips of rough jet black Granite stone (or equivalent) of approved colour, on ramp to get anti-skid effect including cement mortar bedding of 25 mm thick in 1:4 proportion, cement float, machine cutting, dressing, leveling, jointing, filling the joints with neat cement slurry or with required pigment, curing, finishing etc. complete as directed by Engineer-incharge.	Sqm	35.00	5501.00	192535.00
64	R2-CS-FL-21	Providing and fixing polished natural stone tiles /slab as specified below of approved quality, pattern and colour for flush/projected skirting and risers including preparing the surface and levelling in the desired line, backing of 20 thk. cement mortar in porportion 1:3, square cut top edge or chamfered top edge in cement mortar 1:3, cement float, machine cutting, leveling, jointing, filling the joints with neat cement or pigment mixed with cement, polishing, finishing, curing etc complete as directed by Engineer In Charge.	Rmt	1390.00	234.00	325260.00
		R2-CS-FL-21-d				
65	R2-CS-FL-21-j	15 to 20 mm thk. Ruby red, jet black, Hasan green Granite tiles/slab for height upto 150 mm	Rmt	2875.00	377.00	1083875.00
66	R2-CS-FL-28	Providing and fixing polished natural stone tiles as specified below of approved quality, pattern and colour for dado including preparing the surface and levelling in the desired line, backing of 20 thk. cement mortar in porportion 1:3, square cut top edge or chamfered top edge in cement mortar 1:3, cement float, machine cutting, leveling, jointing, filling the joints with neat cement or pigment mixed with cement, polishing, finishing, curing etc complete as directed by Engineer In Charge.	Sqm	475.00	2280.00	1083000.00
		R2-CS-FL-28-i				
67	R2-CS-FL-33-b	Providing and fixing 6mm thk. ceramic tiles as specified below conforming to I.S. 15622-2006 of approved quality, pattern and colour for dado in the dry area including preparing the surface and levelling in the desired line, backing of 20 thk. cement mortar in porportion 1:3 with approved waterproofing compound, square cut top edge or chamfered top edge in cement mortar 1:3, cement float, machine cutting, leveling, jointing, filling the joints with neat cement slurry or approved colour grout, finishing, curing etc complete as directed by Engineer In Charge.	Sqm	1515.00	1476.00	2236140.00
68	R2-CS-FL-38	Providing and fixing polished natural stone slab as specified below of approved quality, pattern and colour for treads including preparing the surface and levelling in the desired line, in cement mortar 1:4, cement float, machine cutting, leveling, jointing, smooth cement plastering along the sides to match the existing surface in cement mortar 1:3, filling the joints with neat cement or pigment mixed with cement, polishing, finishing, curing etc complete as directed by Engineer In Charge.	RMT	1380.00	664.00	916320.00
		R2-CS-FL-38-d				
69	R2-CS-FL-38-l	8 to 10mm thk. Ruby Red, jet black, Hasan Green Granite for width upto 300mm	RMT	120.00	797.00	95640.00



70	R2-CS-FL-44-d	Providing and fixing all sides polished natural stone as specified below of approved quality, pattern, colour and thickness for door and window frames / architraves including preparing the surface and levelling in the desired line, machine cutting, jointing in approved adhesives, leveling, smooth cement plastering along the sides to match the existing surface in cement mortar, filling the joints with pigment mixed with cement, cleaning, finishing, curing etc complete as directed by Engineer In Charge. With Ruby red, jet black, Hasan green Granite	RMT	570.00	566.00	322620.00
71	R2-CS-FL-40-j	Providing and fixing polished natural stone tiles as specified below of approved quality, pattern and colour for sill and jambs including preparing the surface and levelling in the desired line, cement mortar 1:3 bedding or backing, cement float, machine cutting, leveling, jointing, smooth cement plastering along the sides to match the existing surface in cement mortar 1:3, filling the joints with neat cement or pigment mixed with cement, finishing, curing etc complete as directed by Engineer In Charge. 18mm thk. Ruby red, jet black, Hasan green Granite for width upto 150 mm	RMT	7130.00	377.00	2688010.00
72	R2-CS-FL-64	Providing and fixing 8mm thk. vitrified tiles as specified below conforming to I.S. 15622-2006 with water absorption less than 0.08% and of approved quality, pattern and colour for dado in the dry area including preparing the surface and levelling in the desired line, backing of 20 thk. cement mortar in proportion 1:3, square cut top edge or chamfered top edge in cement mortar 1:3, cement float, machine cutting, leveling, jointing, filling the joints with neat cement slurry or approved colour grout, finishing, curing etc complete as directed by Engineer In Charge. Light coloured glazed vitrified tiles/ Dark coloured glazed vitrified tiles/ Light coloured antiskid/ matt vitrified tiles/ Dark coloured antiskid / matt vitrified tiles	Sqm	2416.00	1672.00	4039552.00
73	R2-CS-FL-46-c	Providing and constructing raised platform of 750 mm wide and 600 to 750mm high using minimum 40mm thick polished kadappa stone slab base with minimum 15mm thk. polished stone top as specified below of approved quality, colour and texture, supported by both side polished, 40mm thk. and minimum 700mm wide kadappa spaced at not more than 1200mm clear, including polished fascia of min. 100mm height as specified below with chamfered/ rounded at the top edges, jointing in approved adhesives, machine cutting, making opening for sink and fixing the same in position, leveling, smooth cement plastering along the sides to match the existing surface in cement mortar, filling the joints with pigment mixed with cement, cleaning, finishing, curing etc complete as directed by Engineer In Charge. (The cost of providing the sink shall be paid extra as per plumbing items)- Ruby red / jet black / Hasan green Granite slab at top and fascia	MTR	24.00	3949.00	94776.00
74	FA-18-SIC-GN-5	P&F Wooden stage flooring with plank frame including anti-termite treatment etc. complete. P&F 125 x 37 MM SECRET T&G (Tongue & Groove) Scientific Kiln Drying to under 8 to 9% moisture content. Teak Plank (Free from Knot, Wrap and Bend etc.) as per DRG. Complete lot of CP Teak Plank shall have 8 to 9% moisture content. Then after plank shall be 1800 x 150 x 37mm OR 900 in length x 150 x 37 mm plank shall be fixed by screw in secret groove. Plank shall be fixed in level applying 3 coats of matt finished french polish on wooden flooring complete with machine sanding and leveling, applying hard putty, filling gaps etc. and necessary polish and shading and again sanding by machine and polish to required shade and level. Fixing teak plank on 50 x 50mm salwood joist or hardwood frame at 600mm cc. distance in one direction and @ 1200mm cc. in other direction including anti-termite treatment, scaffolding, leveling, sanding etc. Providing and laying 25mm thick layer of sand in between wooden frame complete including 50mm thick micron of 1000 GSM density	Sqm	270.00	9695.00	2617650.00
75	R2-CS-FL-59	2 to 3mm wide and 3mm deep grooving on the stone work specified below as directed by Engineer In Charge. Shahbad stone/ Kadappa stone/ Tandur stone/ Kotastone/ Any type of marble/ Any type of Granite stone	RMT	4500.00	47.00	211500.00
76	R2-RW-3-18	Providing & fixing in the carriageway 80 mm thick grey cement concrete Lacquer coated (Reflective) interlocking pavers in Red (Terra Cotta), Lemon Yellow, Bright Yellow or any colour with vermeticular or any antiskid texture on top surface of approved pattern/ shape and colour having average crushing strength not less than 50 N/mm <sup>2</sup> manufactured in double layer precast concrete blocks as per technical specifications and IS CODE 15658:2006. The top layer of paver block should be 12 to 15 mm thick and consisting of cubical shape stone aggregate 8 mm sieve 100% passing and retained on 4.75 mm size sieve, silica sand and with pure iron oxide ultra violet stabilized pigment @ 5% by weight of white cement and should be coated with lacquer having hard, high abrasive resistance and water repellent. The bottom layer should be 65 to 68 mm thick having 12 mm sieve 100% passing aggregate as per technical specifications, placed on average compacted thickness of 25 mm well graded sand cushioning uniformly compacted with proper capacity mechanical compactor with required level, grade and camber etc. complete as specified and as directed by the Engineer	Sqm	1513.00	1042.00	1576546.00
77	R2-RW-3-11	Providing & fixing 80 mm thick interlocking unishape concrete pavers (monolithic-single layer precast concrete blocks) in grey cement in the carriageway having average crushing strength of not less than 50 N/mm <sup>2</sup> as per technical specifications and IS Code 15658:2006, placed on average compacted thickness of 25 mm, well graded sand cushioning uniformly compacted with proper capacity mechanical compactor with the proper level, grade and camber etc. complete as specified and as directed by the Engineer.	Sqm	20.00	871.00	17420.00

78	R2-CS-FL-55	Mirror Polishing on marble work/ granite work/ stone work to give high gloss finish including levelling the surface neat, cleaning etc. complete as directed by Engineer In Charge	Sqm	2550.00	61.00	155550.00
79	R2-CS-FL-43-J	Providing and fixing all sides polished natural stone tiles as specified below of approved quality, pattern, colour and thickness for partition including making the groove in existing cladding/ plaster/ concrete/ masonry, machine cutting, leveling, smooth cement plastering along the sides to match the existing surface in cement mortar, filling the joints with neat cement or pigment mixed with cement, cutting for utility pipe in the shape as directed, cleaning, finishing, curing etc complete as directed by Engineer In Charge- 18mm thk. Ruby red, jet black, Hasan green Granite	SQM	25.00	1897.00	47425.00
80	R2-CS-FL-28-I	Providing and fixing polished natural stone tiles as specified below of approved quality, pattern and colourfordoincluding preparingthesurfaceand levellinginthedesiredline,backingof20thk.cement mortar in porportion 1:3, square cut top edge or chamfered top edge in cement mortar 1:3, cement float, machine cutting, leveling, jointing, filling the joints with neat cement or pigment mixed with cement, polishing, finishing, curing etc complete as directed by Engineer In Charge. 18mm thk. Ruby red, jet black, Hasan green Granite	SQM	466.00	2510.00	1169660.00
81	R2-CS-FL-57	Rounding the edge in half round shape of the stonework specified below including high gloss machinepolishingasdirectedbyEngineerinCharge. Shahbadstone/Kadappastone/Tandurstone/ Kota stone/ Any type of marble/ Any type of Granite stone	RMT	7130.00	204.00	1454520.00
82	R2-CS-FL-43-d	Providing and fixing all sides polished natural stone tiles as specified below of approvedquality,pattern, colour and thickness for partition including making the groove in existing cladding/ plaster/ concrete/ masonry, machine cutting, leveling, smooth cement plastering along the sides to match the existing surfaceincementmortar,filling thejointswithneat cement or pigment mixed with cement, cutting for utility pipe in the shape as directed, cleaning, finishing,curingtccompleteasdirectedbyEngineer In Charge. 25 to 30mm thk. Kota stone	SQM	417.00	1049.00	437433.00
83	R2-CS-FL-88	TELEPHONE BLACK GRANITE WASH HAND BASIN COUNTER : Providing and making wash basin counter in single piece of 18 mm to 20 mm thk. Telephone Black granite 600 mm side fixed over 25 to 40 mm thk. Black Cuddappa, stand with type construction,by making zari, in walls upto 75 mm deep & fitting the wall surface by C.M. 1:2 with necessary moulding,profile cutting in granite and cudappa including making hole to receive pillar cock for wash basin etc complete and as per detailed drawing,as directed by the Engineer-In-Charge.	RMT	52.00	9056.00	470912.00
84	FA-18-SIC-GN-11	Supply and Installation of Insitu Cast in Ecoflex Playsafe Safety Flooring on a smooth pre-pared PCC base	SQM	290.00	3649.00	1058210.00
85	R2-CS-FL-18	Providing,l aying and fixing glass tile (Vitrum tiles or equivalent) in the wet areas of approved make, size and type on the existing surface treated with waterproffing compound, including epoxy adhesive (Laticrete Latapoxy 300 or equivalent) for fixing the tile, cutting, filling joints with epoxy grout, and cleaning etc. complete as per manufacturers specifications and directed by engineer.	SQM	100.00	2691.00	269100.00
86	R2-RW-3-42	Providing and fixing of cement concrete Kerb Stone of M-25 grade in white cement with colour of size: 500 mm width x 325 height x 165 mm thick (Half Batter, Bull Nose / Full Batter) manufactured in wet press vacuum dewatering technology plant /equivalent with face pimple finish for high visibility with excellent quality and finish and edges perfect and sharp. Including excavation in any soil except rock, laying a leveling course of M-15 grade RMC 100 mm thick, to required slope (inclusive of form work) jointing in C.M.1:2 proportion flush to concrete surface, any shade as directed by engineer. (Kerbstones shall be procured from MCGM registered agencies). NOTE: THIS ITEM SHOULD BE OPERATED ONLY AFTER SPECIFIC SANCTION OF DIR(E.S. & P.)	RMT	275.00	1560.00	429000.00
87	R2-ME-14-1-dd	Rubber Mat per Sq. Mtr.	Nos	200.00	13567.00	2713400.00
88	R2-CS-FL-40-d	Providing and fixing polished natural stone tiles as specified below of approved quality, pattern and colour for sill and jambs including preparing the surface and levelling in the desired line, cement mortar 1:3 bedding or backing, cement float, machine cutting, leveling, jointing, smooth cement plastering along the sides to match the existing surface in cement mortar 1:3, filling the joints with neat cement or pigment mixed with cement, finishing, curing etc complete as directed by Engineer In Charge. 25 to 30mm thk. Kota stone for width upto 150 mm	RMT	265.00	234.00	62010.00
<b>TOTAL FLOOR FINISH WORKS</b>						<b>3,67,72,575.00</b>

7: WATER PROOFING WORKS						
S.NO.	ITEM CODE	DESCRIPTION	UNIT	TOTAL QTY.	RATE	AMOUNT
89	R2-CS-WP-24	Waterproofing the terrace slabs with average 100 mm thick, brick bats laid in cement mortar bed 1:4 filled with mortar 1:4 of total thickness 100 mm, laid to slope (1:100) with vata 15 cm, at the junction of walls and China Mosaic Flooring (1:4) 40 mm thick with admixture, of approved water proofing compound, as per manufacturers specification laid after grouting the slab, finishing curing etc. complete as directed and specified. (Horizontal measurement clear between walls will be paid for).	Sqm	1040.00	1187.00	1234480.00
90	R2-CS-WP-31	Extra for providing additional thickness of brickbats over 100 mm in 1:5 c.s. either due to location of rain water pipes or due to increase in the travel length of flow of rain water or brick bats required in the sunk portion of baths, W.C.s nahani etc. The rate includes for fixing brickbats in C.M., with waterproofing compound as per specification as directed.	Cum	140.00	8575	1200500.00
91	R2-CS-WP-1	Providing and laying integral cement based treatment for water proofing on horizontal surface at all depth below ground level for under ground structures as directed by Engineer-in-Charge and consisting of : i) 1st layer of 22 mm to 25 mm thick approved and specified rough stone slab over a 25 mm thick base of cement mortar 1:3 (1 cement : 3 coarse sand) mixed with water proofing compound conforming to IS:2645 in the recommended proportion over the leveling course (leveling course to be paid separately). Joints sealed and grouted with cement slurry mixed with water proofing compound. ii) 2nd layer of 25 mm thick cement mortar 1:3 (1 cement: 3 coarse sand) mixed with water proofing compound in recommended proportions. iii) Finishing top with stone aggregate of 10 mm to 12 mm nominal size spreading @ 8 cum/m/sqm thoroughly embedded in the 2nd layer. -Using rough kota stone of size 550 mm x 850 mm	SQM	52.00	1240	64480.00
92	R2-CS-WP-2	Providing and laying integral cement based treatment for water proofing on the vertical surface by fixing specified stone slab 22 mm to 25 mm thick with cement slurry mixed with water proofing compound conforming to IS:2645 in recommended proportions with a gap of 20 mm (minimum) between stone slabs and the receiving surfaces and filling the gaps with neat cement slurry mixed with water proofing compound and finishing the exterior of stone slab with cement mortar 1:3 (1 cement : 3 coarse sand) 20 mm thick with neat cement punning mixed with water proofing compound in recommended proportion complete at all levels and as directed by Engineer-in-charge : -Using rough Kota stone of size 550 mm x 850 mm	SQM	150.00	1448	217200.00
93	R2-CS-WP-34	Providing water proofing treatment to existing RCC overhead tank, basements, lift-pits and other underground structures. The treatment shall be done by giving INJECTIONS wherever necessary with waterproofing compound and cement solution as per tenderer's specifications into the floor & walls upto the full height of structures. All inherent holes, cavities, voids & honeycomb shall be filled up to make the structure consistent, homogenous resistant to water breakages, seepage, dampness and moisture etc. The floor shall then be treated with waterproofing metal coba of 30 mm to 35 mm thick in 1:4 C.S. mortar and walls with first coat of waterproofing plaster as per tenderer's specifications. Finally both floor and walls shall be finished smooth with jointless waterproofing plaster 1:3 C.S. 12 mm to 15 mm thick with water proofing materials as per tenderer's specifications in cement or finished rough to receive tile pavement or dado. The thickness of the treatment shall not be less than 50 mm to 60 mm for floors and 25 mm for walls. (The actual area of the treatment will be paid).	Sqm	335.00	1343.00	449905.00
94	R2-CS-WP-37	Providing waterproofing treatment through specialized agencies as per their specifications to the flooring of water closets, bathrooms, kitchen, nahanies, washing places, sanitary blocks etc. by giving INJECTIONS with cement solution with water proofing compound into the floor slab so as to make it consistent, homogeneous and impervious against leakage, seepage etc. The sunk portion shall then be covered with brickbat waterproof coba in 1:5 c.s. of required thickness with necessary gradient for easy flow of water. Finally the floor shall be covered with joint less waterproof cement plaster in 1:3 c.s. 12 mm to 15 mm thick finished rough for receiving tiles. The average thickness of complete treatment shall not be less than 100 mm. The soil pan area will not be deducted. ( After completion of work leakage test shall be carried out after impounding the water for 7 days without any extra cost. The actual treated area will be measured and paid for).	Sqm	365.00	512.00	186880.00
95	R2-CS-WP-38-a	Providing waterproofing treatment through specialized agencies to the dado portion of the R.C.C. side walls upto 1.5 m height from floor area of water closets, bathrooms, kitchens, washing places, sanitary blocks etc. by giving „INJECTIONS“ treatment with waterproofing compound and cement solution. The walls will then be plastered with waterproof cement plaster in 1:4 c.s. 12 mm to 15 mm thk. Finally the walls shall be covered with jointless waterproof plaster in 1:3 c.s. 12 to 15 mm thick finished rough for receiving tiles. The average thickness of complete treatment shall not be less than 25 mm. (The actual treated area will be measured and paid for).	Sqm	170.00	793.00	134810.00
96	R2-CS-WP-38-b	Do -Do- brickwall without injection treatment.	Sqm	970.00	464.00	450080.00
97	R2-CS-WP-44	Water proofing treatment to the chajja after removing old plaster and roughening the surface and finishing the top surface with 20mm thk. 1:2 c.s. plaster with approved water proofing compounds and neat cement finish, the rate also includes for 1:3 c.s. facia of chajja to match the new surface(actual area treated will be paid).	Sqm	442.00	327.00	144534.00
<b>TOTAL WATERPROOFING WORKS</b>						<b>40,82,869.00</b>

8: DOORS AND WINDOWS						
S.NO.	ITEM CODE	DESCRIPTION	UNIT	TOTAL QTY.	RATE	AMOUNT
98	R2-CS-WW-5-a	Providing and fixing superior quality factory made single or double leaf Phenol Bonded solid core flush door shutters commercial type hot pressed conforming to IS:2202(Part,II) 1991 including 12mm thk teakwood lipping all around with one coat of primer,putty and 2 coats of synthetic enamel paint on both faces etc. complete as directed. (Hinges, aldorp & standard door hardware to be paid separately) - 25mm thick shutter	Sqm	160.00	1436.00	229760.00
99	R2-CS-WW-31	Providing and fixing fire doors with 2hour fire rating conforming to IS:3614(Part2), BS476(Parts20&22), ISO834; 45mm thick fully flush, double skin door shell with lock seam joints at stile edges made from 1.25mm thick galvanized steel sheet including door frames made from 1.6mm thick galvanized steel sheet formed to double rebate profile of size 143 mm x 57mm as per manufacturer's instructions, door frames and shutter primed with Zinc Phosphate stoving Primer and finished with Polyurethane Aliphatic grade or epoxy painting including iron mongery consisting of stainless steel ball bearing butt hinges 3mm thick fixed flush to the frame and shutter, full width horizontal handles (panic bar), concealed flush bolts, door closers, other standards fixtures and fasteners, etc. complete for the following clear opening sizes: Item to include all necessary fixtures and fastening s[fire rated] including heavy duty SS hinges min 4 per shutter,tower bolts,door stoppers, handles, mortise lock, push plates, kick plates, door closers, etc. Complete Single leaf shutter without glass vision panel.	Sq.M.	400.00	24564.00	9825600.00
100	R2-CS-PV-03	Providing and Fixing to frames 30mm thick Fiber glass Reinforced Plastic (F.R.P.) flush door shutter in different plain and wood finish made with fire retardant grade unsaturated polyester resin, moulded to 3mm thick FRP laminate all around, with suitable wooden blocks inside at required places for fixing of fittings and polyurethane foam (PUF) / Polystyrene foam to be used as filler material throughout the hollow panel, casted monolithically with testing parameters of F.R.P. laminate conforming to table - 3 of IS: 14856 : 2000 etc complete as directed.	Sqm	179.00	3169.00	567251.00
101	R2-CS-AW-19	Providing and fixing 12mm thk toughened etched glass as per the design, as per the design. Glass to be fixed at top & bottom in heavy guage aluminium 'c' channel concealed in floor & boxing. Cost to be inclusive of silicon sealant to the periphery of the glass as directed.	Sqm	90.00	4030.35	362731.50
102	R2-CS-AW-03	Providing and fixing in position four track aluminum window of extruded modular and anodized aluminum sections of approved make and of size 122.2 mm x 45.5 mm x 1.3 mm thk (wt 1.829 kg/Rm) for bottom and 122.2 mm x 31.75 mm x 1.2 mm thk. (wt 1.093 kg/Rm) for top and sides mounted on anodized aluminum rectangular frame of size 127mm x 25.4mm x 1.3mm(1.052 kg/m) The shutter comprising of bearing bottom and top of size 40mm x 18 mm x 1.25 mm thk (wt. 0.417 Kg/Rm) Interlocking section of size 40mm x 26.7 mm x 1.10 mm thk. (Wt. 0.469 kg./Rm) and hand sides of 40mm x 18mm x 1.25 mm thk (wt. 0.417kg/Rm) with 5 mm thick plain / frosted / tinted glass fixed in shutter including approved quality neoprene gasket, fixtures, fastenings and accessories like PVC rollers, PVC weep holes, locks, handles etc. complete as directed by Engineer In Charge. (Note: anodic film must not be less than 15 microns i.e. AC-15 as per IS, the anodizing must be scaleted by keeping the anodized section in boiling de-anodized water for a period of one hour)	Sqm	920.00	5258.00	4837360.00
103	R2-CS-AW-05	Providing and fixing in position Top /side hung window of extruded modular and anodised aluminum sections of approved make and of size 38.10mm x 25.40mm x 1.44mm thk (wt. 0.471 kg/Rm) for outer rectangular tube, 40 mm x 31.5 mm x 1.5 mm (wt. 0.549 kg/Rm) for outer frame, 40mm x 31.50mm x 1.50mm thk (wt.0.502 kg/Rm) for central mullion, 40mm x 31.50mm x 1.50mm thk (wt.0.549kg/Rm) for shutter and 16.50 mm x 14.50mm x 1.20mm thk (wt.0.157kg/Rm) for glazing clip with 5mm thick plain /frosted/ tinted glass fixed in shutter including neoprene gasket, fixtures, fastenings and accessories like hinges, locking arrangement etc. complete as directed by Engineer In Charge. (Note:anodic film must not be less than 15microns i.e.AC-15as per IS, the anodizing must be scaleted by keeping the anodized section in boiling de-anodized water for a period of one hour)	Sqm	396.00	7645.00	3027420.00
104	R2-CS-AW-04	Providing and fixing in position aluminum louvered window with anodised aluminum frame of approved make and of size 40mm x 20mm x 2.0mm (wt. 0.605 kg/Rm) including adjustable aluminum frame, 4 to 6mm thk. frosted glass, fixtures and fastenings etc. complete as directed by by Engineer In Charge.	Sq.M.	70.00	4246.00	297220.00
105	R2-CS-AW-15-k	Providing and fixing anodized (anodic film must not be less than 15 microns i.e. AC-15 as per IS, the anodising must be scaleted by keeping the anodized section in boiling de-anodized water for a period of one hour) aluminum fixed/ sliding / pivoted / top hung / side hung / louvered type windows, doors, ventilators and partitions conforming to IS:1948, 1961 with hollow bottom section & standard single / two / three / four track frame section all round (top, bottom and sides) with shutter frame made up of standard handle section standard interlocking section and standard top and bottom section with infill panel of plain / frosted / tinted glass/ Novapan sheet / acrylic sheet / hardner laminated sheet as listed below with nylon guides, gliders glass fixing PVC weather strips, neoprene gasket, PVC weep holes etc complete with approved type of locking arrangement, handles and other fixtures including fixing, filling the gaps with silicon sealant, cleaning polishing the aluminium section with petrol and / or other agents as specified by the manufacturers etc. complete as directed by Engineer In Charge. 6 mm. thick Acrylic sheet	Sqm	1330.00	2582.00	3434060.00
106	R2-CS-WW-11	Providing and fixing 38 mm x 12mm thick teak wood decorative cover moulding around frame of doors, windows and cupboards etc. completed as Directed.	RMT	500.00	142.00	71000.00

107	R2-CS-WW-02	Providing and fixing best quality C.P.Teakwood frame for doors, windows and ventilators size Less than or upto 50mm x 50mm including intermittent supports if required, all moulding, rebating, jointing,holdfasts of MS flats of minimum size20x3mm,having length of 150mm and finishing with 3coats of French polishor one coat of primer and synthetic enamel paint in two coats as directed etc. complete as directed.	CUM	1.50	115185.00	172777.50
108	R2-CS-RM-2	Removing and refixing frame and shutters in existing opening including embedding frames in floors or walls cutting masonry for holdfasts, embedding hold fasts in cement concrete blocks of size 15 x 10 x 10 cm with cement concrete 1:3:6 (1 cement : 3 coarse sand : 6 graded stone aggregate 20 mm nominal size), painting two coats of approved wood preservative to sides of chowkhats and making good the damages to walls and floors as required complete including disposal of rubbish to the dumping ground within 50 meters lead- Door drames along with shutters	Each	7.00	1091.00	7637.00
109	R2-CS-WW-01	Providing and fixing best quality C.P. Teakwood frame for doors, windows and ventilators size greater than 50mmx50mm including intermittent supports if required, all moulding, rebating, jointing, holdfasts of MS flats of minimum size 25x3mm, having length of 225mm for doors & 150mm for windows and finishing with 3 coats of French polish or one Coat of primer and synthetic enamel paint in two coats as directed etc. complete as directed.	CUM	0.50	76096.00	38048.00
<b>TOTAL DOORS AND WINDOWS</b>						<b>2,28,70,865.00</b>
<b>9: HARDWARE WORKS</b>						
S.NO.	ITEM CODE	DESCRIPTION	UNIT	TOTAL QTY.	RATE	AMOUNT
110	R2-CS-HW-04-d-1	Providing and fixing butt hinges as described below, manufactured as per relevant IS for door & windows with necessary materials and labour costs etc. complete. DJ Standard Stainless Steel hinges 75 mm long	EA	504.00	62.00	31248.00
111	R2-CS-HW-04-d-4	Providing and fixing butt hinges as described below, manufactured as per relevant IS for door & windows with necessary materials and labour costs etc. complete. Stainless Steel Hinges 150 mm long	EA	423.00	92.00	38916.00
112	R2-CS-HW-06-d-1	Providing and fixing aldrops of 16mm diameter bars manufactured as perIS:2681-1991, wherever they apply for doors and windows with necessary materials and labour etc. complete. Stainless Steel Aldrops 250 mm long	EA	312.00	319.00	99528.00
113	R2-CS-HW-08-c-2	Providing and fixing tower bolts as described below conforming to IS:204-1992 (Part,I) for doors & windows with necessary materials and labour etc. complete. Standard Stainless Steel. 150 mm long.	EA	369.00	239.00	88191.00
114	R2-CS-HW-09-d-2	Providing and fixing handles as described below,manufactured as per IS:208-1992 for doors and windows and with necessary materials and fixtures like screws etc. and all labour etc. complete. 150 mm long.	EA	346.00	91.00	31486.00
<b>TOTAL HARDWARE WORKS</b>						<b>2,89,369.00</b>

10: PAINTING WORK :-						
S.NO.	ITEM CODE	DESCRIPTION	UNIT	TOTAL QTY.	RATE	AMOUNT
115	R2-CS-PN-1	Providing and applying three coats of White/colour wash to any surface with lime wash prepared from quick lime of best quality by adding blue/colour pigments and glue of approved colour, quality in required quantities at all height and locations as directed including scaffolding, cleaning and preparing surfaces for painting with broom, coir and sand paper if necessary or by any other approved means etc. complete as directed by Engineer-in-charge.	Sqm	1690.0	46.00	77740.00
116	R2-CS-PN-3	Providing and applying first single coat of approved primer and two coats of acrylic distemper (oil bound distemper) of an approved make and colour as per manufacturers specifications to any surface, at all height and locations as directed including scaffolding, cleaning and preparing surfaces for painting with broom by any approved means, etc. complete as directed by Engineer-in-charge.	Sqm	20390.0	98.00	1998220.00
117	R2-CS-PN-4-a	Providing and applying first single coat of approved primer and two coats of synthetic enamel paint/flat oil paint of an approved make and colour as per manufacturers specifications to surfaces specifird below, at all height and locations as directed including scaffolding, cleaning and preparing surfaces for painting by any approved means etc. complete as directed by Engineer-in-charge.For plastered wall surface	Sqm	4270.0	153.00	653310.00
118	R2-CS-PN-4-b	Providing and applying first single coat of approved primer and two coats of synthetic enamel paint/flat oil paint of an approved make and colour as per manufacturers specifications to surfaces specifird below, at all height and locations as directed including scaffolding, cleaning and preparing surfaces for painting by any approved means etc. complete as directed by Engineer-in-charge.For woodwork	Sqm	110.0	140.00	15400.00
119	R2-CS-PN-5	Providing and applying first single coat of approved primer and two coats of acrylic plastic emulsion paint of an approved make and colour as per manufacturers specifications to any surface, at all height and locations as directed including scaffolding, cleaning and preparing surfaces for painting by any approved means etc. complete as directed by Engineer-in-charge	Sqm	1140.0	126.00	143640.00
120	R2-CS-PN-12-a	Providing and applying first single coat of approved primer and two coats of anti-algal, anti-fungal, exterior paint as specified below of an approved make and colour as per manufacturers specifications to any surface, upto 10m height from ground level and at all locations as directed including preparing surfaces for painting by any approved means, watering, scaffolding, cleaning and curing etc. complete as directed by Engineer-in-charge.By using acrylic based exterior paint	Sqm	10694.0	177.00	1892838.00
121	R2-CS-PN-15	Extra over item no. CS-PL-7 to CS-PL-12 on exterior painting work of height more than 10 m from ground level for additional height of 3m or part thereof.	Sqm	6700.0	19.00	127300.00
122	R2-CS-PN-27	Providing and applying one coat of approved silicate based primer with roller / brush and one coat of granite textured exterior paint of an approved make with spray to get designed finish with two coats of lacquer in approved finish shade of thickness 2-2.5mm as per approved manufacturers specifications to textured sand faced or other surfaces, at all heights and locations as directed including preparing surfaces for painting by any approved means, watering, scaffolding, cleaning and curing etc. complete as directed by Engineer-in-charge.	Sqm	2000.0	1552.00	3104000.00
123	R2-CS-PN-4-c	Providing and applying first single coat of approved primer and two coats of synthetic enamel paint/flat oil paint of an approved make and colour as per manufacturers specifications to surfaces specifird below, at all height and locations as directed including scaffolding, cleaning and preparing surfaces for painting by any approved means etc. complete as directed by Engineer-incharge for steelwork	SQM	10.0	139.00	1390.00
<b>TOTAL PAINTING WORKS</b>						<b>80,13,838.00</b>

S.NO.	ITEM CODE	DESCRIPTION	UNIT	TOTAL QTY.	RATE	AMOUNT
124	Fa-18-sic-av-05	Providing and fixing free standing Table made up of 18 mm marine ply with laminate on both side having modesty & Gable End. Table Top : All work surface made up of 18 mm thick marine ply 760 mm x 450 mm wide as per approved design and shape, post formed with 1mm thick laminate of approved shade on the positive side covering wide thickness and with 1mm laminate of white colour on negative side. All exposed thickness shall be finished with 2mm ABS edge band with same colour of laminate on positive side and with 0.8 mm thick ABS edge band on all unexposed sides. The top shall have one no. of wire manager and switch board with 2 plug point and 2 switches. Vertical support: The Top shall be supported on 2 EA. of side panel (18 mm thick marine ply) at gable end and 1 no in between end panels for cpu space (18 mm thk. Marine ply). Front leg panel shall be made up of minimum 8 mm thick marine ply. All the leg panel must be fitted with Nylon leveling bolts 4 EA. of M10 size to take care of any variation in the floor level. Leg panel, side panel, shutters, drawers( made in 18mm and base in 8mm thick ply) shall have 1mm thick laminate of approved shade on the positive side covering wide thickness and with 1 mm laminate of white colour on negative side. All exposed thickness shall be finished with 2mm ABS edge band with same colour of laminate on positive side and with 0.8 mm thick ABS band on all unexposed sides.	EA	50.00	7232.00	361600.00
125	Fa-18-sic-av-06	Free standing table for teachers 1200mm X 600mmX 750mm	EA	12.00	8092.00	97104.00
126	R2-CS-RM-122	Visitor Chair : Providing and supplying visitor chair having size Depth-62cm, width-55cm, height-80cm & seat height 45 cm. (+/- 2cm ), having seat & back, shall be made up of 1.2 cm hot pressed plywood, approved tapestry upto Rs.300/m and mould polyurethane foam with P.V.C. lipping all around. The chair shall be provided with two one piece armrest made of polypropylene. The chair shall be supported by cantilever type powder coated tubular frame dia 2.54cm x 14 B G M.S.E.R.W. tube. All aluminium steel component shall have Epoxy Polyester Powder Coated. Dry film thickness shall be more than 45 Micron.	EA	100.00	4720.00	472000.00
127	R2-CS-FL-50	Providing and fixing 20mm to 25 mm thk. polished jet black granite stone plaque for inauguration of approved quality including preparing the surface and levelling in the desired line, cement float, machine cutting, leveling, jointing, filling the joints with neat cement, finishing, curing etc complete as directed by Engineer In Charge	SQM	2.00	3636.00	7272.00
128	R2-CS-FL-51	Engraving the letters of sizes specified below in golden or any other approved colour on granite stone etc. complete as directed by Engineer In Charge.		100.00	33.00	3300.00
	R2-CS-FL-51-A	Letters upto 30mm in any language as directed.	NOS			
129	R2-CS-FL-51-B	Letters above 30mm and upto 50mm in any language as directed.	NOS	100.00	39.00	3900.00
130	R2-CS-FL-51-C	Border line upto 12mm thk.	RMT	10.00	224.00	2240.00
131	R2-CS-WW-21-c	Providing & Fixing False Ceiling comprising of following material including fixing in galvanized steel sections with white color coated cap comprised of main tee 34 mm x 24 mm (heavy duty as per ASTM C - 635 standard tested) with prepunched cross tee slots (at every 100 mm c/c) to be placed at 1200 mm c/c, suspended with 4 mm GI (TATA MAKE) straightened wire at every 1.2 mtr, other end of the wire provided with GI J hook & nut. All the false ceiling panels around the perimeter of the false ceiling & around the RCC columns shall rest on the perimeter G.I. molding of size 19 mm x 19 mm which is fixed to the walls with help of rawal plug & GI screw at the same level as false ceiling. The cross tee of 1200 mm length (26 mm x 24 mm wide Heavy duty) shall be locked in main tee at every 600 mm c/c. to form grid of 600 x 1200 mm. Further 600 mm long tee need to be locked in to 1200 mm tee to make the final grid of 600 mm X 600 mm, including making provision for cutouts and / or trap door for and mechanical systems, etc complete as directed by Engineer In charge.	SQM	1210.00	1486.00	1798060.00
		With Armstrong Acoustical Suspended Ceiling System with Fine Fissured Tiles having (Board / Regular) edges. The tiles should have Humidity Resistance of 99%RH, Average NRC 0.55, dncw 34dB, Light Reflectance >80%, Thermal Conductivity = 0.052 - 0.057 w/m <sup>2</sup> °C, Colour White, Fire Performance Class 0/Class 1 (BS - 476) with lifetime warranty against sag in modules size 595mm X 595 mm X 9 mm thick at required height above FFL.				



132	Fa-18-sic-av-03	Providing & constructing Soft board panelling with soft board & fabric. Basic rate of fabric is 150/metre	SQM	305.00	1506.00	459330.00
133	Fa-18-sic-av-04	Providing and fixing notice boards with 12 mm thick soft board fixed over 9mm thick marine plywood backing and fabric covering of approved make and colour with fully glazed (4mm thick float glass) sliding shutters with all around T.W. frames 60 mm x 38 mm including locking arrangement fixtures and fastenings of approved make complete as directed. Treatment for T W frames shall be as per door / window section general note.	SQM	63.00	2653.00	167139.00
134	Fa-18-sic-av-07	Providing and fixing number plates of size 150mm x 200mm for all class room and staff rooms in silver anodized aluminium 50 x 50mm size including 2mm thick flexi glass of equivalent size all complete as per details.	NOS	50.00	463.00	23150.00
135	R2-CS-PS-10-b-2	Providing and fixing Stainless Steel AISI 304 (18/8) kitchen sink as per IS 13983 with C.I. brackets and stainless steel plug 40mm including painting of fittings and brackets, cutting and making good the walls wherever required : Kitchen sink without drain board 610x460 mm bowl depth 200 mm	EACH	1.00	6756.00	6756.00
136	R2-CS-PS-31-d	Providing and fixing mirror of superior glass (of approved quality) and of required shape and size with plastic moulded frame of approved make and shade with 6 mm thick hard board backing- Rectangular shape 1500x450mm	EACH	50.00	2579.00	128950.00
137	R2-CS-SS-31	Providing, fabricating & fixing in position S.S. 304 grade pipe railing for staircase consisting of 18 gauge 50 mm dia. S.S. pipe as top rail, 18 gauge 40 mm dia S.S. pipe as verticals, 18 gauge 25 mm dia as secondary rails, including fixing the verticals to the staircase pardi by means of base plate with socket & anchor fasteners, grinding the welded portion smooth, buffing, protecting the railing members by means of wrappers during construction etc. complete as directed by the Engineer in charge	RMT	100.00	3394.00	339400.00
138	R2-CS-SS-32	Providing & fixing S.S. pipe hand rail along the wall in staircase or ramps or passages consisting of 50 mm dia. 18 gauge 304 grade stainless steel pipe. Supported with 25 mm 18 gauge S.S. pipe (304 grade) brackets & 5mm thick tapered edge collar base plate fixed to wall with SS screws at approx. 600 mm center to center fixed horizontally or in inclined position at required height including grinding the welded joints, buffing, protecting the railing members by means of wrappers during construction etc. complete as per detailed drawing as directed by the Engineer in charge.	RMT	230.00	1675.00	385250.00
139	R2-CS-SS-23	Providing, detailing, and fabricating as per specifications, transporting to site and erecting ladder / railing using stainless steel hollow pipes of grade 202 including, S.S. fixtures and fastenings, cleats, stiffeners, gussets etc. and all necessary operations straightening, bending, like cutting, drilling, welding, grinding and removing the welding burr, machining if specified, finishing, cleaning etc. complete as directed by Engineer In Charge.	KG	2000.00	707.00	1414000.00
140	Fa-18-SIC-GN-9	Providing and fixing Cement based composite brick tiles with backing coat of redimix polymer modified mortar and filling the grouts with redimix Polymer Modified Mortar, inclusive of scaffolding cleaning etc. complete, wall to be plastered before application of brick tiles (Plaster to be paid separately)	SQM	1263.00	4034.00	5094942.00
141	R2-CS-PL-44	Providing and applying synthetic plaster "Renova" in metallic finish in 4 coats, base coat to be applied using trowel and the remaining three coats to be applied by brush as per manufacturers specifications on backing coat of 16mm cement plaster (16mm cement plaster will be paid under separate item) including cost and conveyance of all materials, labour charges, preparing the surface, scaffolding etc. complete all as directed by Engineer-in-Charge	SQM	540.00	2099.00	1133460.00
142	R2-CS-RM-99	P/F Aluminium composite sheet of 3 mm thick either suspended or fixed bracketed on wall with U.V digital printing at suitable locn including all necessary framework completed as per detailed drawings to be issued during construction & as directed by the engineer	SQM	15.00	6847.00	102705.00
143	R2-CS-WW-20	Providing & fixing double skin partition comprised of framing of GYP Steel Building System including 76 mm wide floor track (0.55 mm BMT having equal flanges of 32 mm each) fixed to floor by Hilti/ Fischer hammer fix. as well as Gypsteel Deflection head floor track of 76 mm wide ( 0.75 mm BMT having equal flanges of 50 mm each) fixed to MS structure ( provided by others) by means of appropriate fixings as per the standards. Then Gypsteel stud section of 76 mm wide (0.75 mm BMT having one flange of 34 mm and another flange of 36 mm) is screw fixed into floor/ceiling channel at every 610 mm c/c. using appropriate screws as per industry Standard These stud section are kept 10 mm shorter to take care of deflection in the structural member as per Gypsteel Building System with either of following material complete as directed by Engineer In Charge Add for 4mm thick decorative veneer (Type - I) conforming to IS 1328 BWP Grade with 3 coats of matching French polish as directed.	SQM	126.00	1195.00	150570.00
144	R2-CS-RM-127	Providing & fixing FULL HEIGHT FULLY GLAZED PARTITION at required location having height approx. 2.80 meter by using 10 mm thick toughened float glass fixed in 50 mm x 100 mm approved quality seasoned T.W. section at top & bottom rail with necessary lipping (BTC) moulding & fixtures etc. complete. Antitermite treatment to woodwork, door frame & melamine polish to all woodwork including all leads & lifts etc complete as per architects Drawing and instructions of Engineer in Charge.	SQM	100.00	5447.00	544700.00



145	R2-CS-RW-04	Providing and fixing 6 mm thick Non-asbestos high impact Polypropylene reinforced cement corrugated sheet of approved make conforming to IS:14871-2000 laying the same in position as per the stipulation in IS:3007-1991 using 8m dia polymer coated iron Lor J hook bolts, galvanized iron & bituminous washers, or self drilling fasteners and EPDM washers, galvanized iron clamps, nuts and bolts etc. complete and as directed. (Net Area covered by sheeting will be measured. Laps will not be paid separately).	Sqm	590.00	575.00	339250.00
146	R2-CS-RW-07-a	Providing and fixing non-asbestos fiber cement high impact polypropylene reinforced roofing accessories in all colours with polymer coated Jor L hooks, bolts and nuts and or G.I. seam bolts and nuts, G.I. plain and bitumen washers or with self drilling fastener and EPDM washer etc. complete as directed a Corrugated serrated adjustable ridges	Rmt	113.00	308.00	34804.00
<b>TOTAL MISCELLINIOUS WORKS</b>						<b>13069882.00</b>
<b>12: IRON WORK :-</b>						
S.NO.	ITEM CODE	DESCRIPTION	UNIT	TOTAL QTY.	RATE	AMOUNT
147	R2-CS-SL-12-b	Providing and Fixing MS Safety grill of weight specified below for windowsasperdesignincludingfabricatingthegrillusingM.S.square/roundbar,flatsandanglesincludingpaintingwithonecoatofredoxide zinc chromate primer and two coats of synthetic enamel paint of approved colour and brand etc complete as directed. Grill weighing 15 to 20 kg / sqm	SQM	2130.00	2425.00	5165250.00
148	R2-CS-SS-16	Providing, detailing, and fabricating as per specifications, transporting to site and erecting MS Openable / Sliding / Ornamental Entrance Gates including track and wheel, locking arrangement, fixing bolts, nuts, washers, cleats, stiffeners, gussets decorative balusters, arrow heads etc. and all necessary operations like straightening, bending, cutting, drilling, grinding, machining if specified, welding etc. complete weighing 60 to 65 kg/Sqm, including cleaning, Grinding and removing the welding burr and preparing surface and applying one coat of red oxide zinc chromate primer and one coat of Synthetic Enamel paint after fabrication and second coat of Synthetic Enamel paint after erection, with approved colour, shade and brand etc. including touching up with primer etc. complete as directed by Engineer In Charge.	Sqm	30.00	7834.00	235020.00
149	R2-CS-SL-14-c	Providing, fabricating and fixing M.S. grill work as per approved design and as per weight specified below to fencing / compound mades out of square / round bars, M.S. flats, angles, with necessary holdfast including painting with one coat of red oxide zinc chromate primer and two coats of approved synthetic enamel paint etc. complete as directed by Engineer In Charge. Mild steel grill of weight 20 to 25 Kg/sq. m.	Sqm	235.00	2576.00	605360.00
150	R2-CS-SS-19-b	Providing, fabricating M.S. ornamental railing of simple geometrical design weighing as specified below with country teak wood moulded hand rail 10 cm x 5 cm with winders and newel posts complete if required with 3 coats of french polish or synthetic enamel paint, fixing the M.S. railing securely in floor, wall etc. as directed by Engineer In Charge.bM.S. ornamental railing weighing above 15 kg and upto 20 kg per sqmt.	Sqm	90.00	2029.00	182610.00
<b>TOTAL IRON WORKS</b>						<b>61,88,240.00</b>

13: WATER SUPPLY AND DRAINAGE WORKS:						
S.NO.	ITEM CODE	DESCRIPTION	UNIT	TOTAL QTY.	RATE	AMOUNT
151	R2-CS-PS-1-a	Providing and fixing water closet squatting pan (Indian type W.C. pan ) with 100mm sand cast Iron P or S trap, 10 litre low level white P.V.C. flushing cistern, including flush pipe, with manually controlled device (handle lever) conforming to IS : 7231, with all fittings and fixtures complete including cutting and making good the walls and floors wherever required : White Vitreous china Orissa pattern W.C. pan of size 580x440mm with integral type foot rests.	each	60.00	6314.00	378840.00
152	R2-CS-PS-3-a	Providing and fixing white vitreous china pedestal type water closet (European type) with seat and lid, 10 litre low level white vitreous china flushing cistern & C.P. flush bend with fittings & C.I.brackets, 40mm flush bend, overflow arrangement with specials of standard make and mosquito proof coupling of approved municipal design complete including painting of fittings and brackets, cutting and making good the walls and floors wherever required	each	34.00	6306.00	214404.00
153	R2-CS-PS-7-a	Providing and fixing wash basin with C.I. brackets, 15 mm C.P. brass pillar taps,32 mm C.P. brass waste of standard pattern, including painting of fittings and brackets, cutting and making good the walls wherever require :White Vitreous China Wash basin size 630x450 mm with a pair of 15 mm C.P. brass pillar taps.	each	67.00	3645.00	244215.00
154	R2-CS-PS-4-a	Providing and fixing white vitreous china flat back or wall corner type lipped front urinal basin of 430x260x350mm and 340x410x265mm sizes respectively with automatic flushing cistern with standard flush pipe and C.P. brass spreaders with brass unions and G.I clamps complete, including painting of fittings and brackets, cutting and making good the walls and floors wherever required : One urinal basin with 5 litre white P.V.C. automatic flushing cistern	each	38.00	5065.00	192470.00
155	R2-CS-PS-10-a-2	Providing and fixing Stainless Steel A ISI 304 (18/8) kitchen sink as per IS 13983 with C.I. brackets and stainless steel plug 40 mm including painting of fittings and brackets, cutting and making good the walls wherever required : Kitchen sink with drain board 510x1040 mm bowl depth 225mm	each	8.00	10071.00	80568.00
156	R2-CS-PS-11-b	Providing and fixing white vitreous china laboratory sink with C.I. brackets, C.P. brass chain with rubber plug, 40 mm C.P brass waste and 40mm C.P. brass trap with necessary C.P. brass unions complete including painting of fittings and brackets, cutting and making good the wall wherever required :Size 600x450x200mm	each	10.00	4425.00	44250.00
157	R2-CS-PS-247	Providing and fixing JAQUAR MAKE, PRESSMATIC Taps Model No. 031 Pillarcock Auto closing system etc complete	Nos	152.00	2834.00	430768.00
158	R2-CS-PS-89-a	Providing and fixing G.I.Pipes complete with G.I.fittings and clamps, i/c Providing and fixing G.I.Pipes complete with G.I.fittings and clamps,i/c making good the walls etc.concealed pipe,including painting with anti corrosive bitumastic paint, cutting chases and making good the wall : 15 mm dia nominal bore.	MTR	500.00	359.00	179500.00
159	R2-CS-PS-89-b	20mm dia nominal bore	MTR	320.00	391.00	125120.00
160	R2-CS-PS-90-a	Providing and fixing G.I. pipes complete with G.I. fittings including trenching and refilling etc. 15 mm dia nominal bore	MTR	30.00	199.00	5970.00
161	R2-CS-PS-90-d	32 mm dia nominal bore	MTR	210.00	331.00	69510.00
162	R2-CS-PS-90-e	40mm dia nominal bore	MTR	50.00	376.00	18800.00
163	R2-CS-PS-90-f	50mm dia nominal bore	MTR	660.00	470.00	310200.00
164	R2-CS-PS-90-g	65mm dia nominal bore	MTR	160.00	590.00	94400.00
165	R2-CS-PS-249	Providing and fixing heavy ISI marked single lever concealed diverter for bath & shower system Rain shower & its accessories. (Mixer Cat. No. CON- 421 Jaquar make OR consider equivalent make)	Nos	14.00	11203.00	156842.00
166	R2-CS-PS-250	P/F Jaquar make shower, necessary accessories shower arm with flange continental series sr. no. 483	Nos	14.00	1437.00	20118.00
167	R2-CS-PS-92	Fixing water meter and stop cock in G.I. pipe line including cutting and threading the pipe and making long screws etc. complete (cost of water meter and stop cock to be paid separately).	each	2.00	478.00	956.00
168	R2-CS-PS-93-a	Providing and fixing brass bib cock of approved quality : 15mm nominal bore	each	100.00	313.00	31300.00
169	R2-CS-PS-93-b	Providing and fixing brass bib cock of approved quality : 20mm nominal bore	each	10.00	449.00	4490.00
170	R2-CS-PS-94-a	Providing and fixing brass stop cock of approved quality :15 mm nominal bore	each	100.00	313.00	31300.00
171	R2-CS-PS-94-b	Providing and fixing brass stop cock of approved quality :20 mm nominal bore	each	10.00	449.00	4490.00
172	R2-CS-PS-95-a	Providing and fixing gun metal gate valve with C.I. wheel of approvedquality (screwed end) :25 mm nominal bore	each	80.00	578.00	46240.00
173	R2-CS-PS-95-b	32 mm nominal bore.	each	70.00	886.00	62020.00
174	R2-CS-PS-95-d	50 mm nominal bore	each	35.00	2021.00	70735.00
175	R2-CS-PS-95-e	65 mm nominal bore	each	10.00	3752.00	37520.00
176	R2-CS-PS-96-a	Providing and fixing ball valve (brass) of approved quality, High or lowpressure, with plastic floats complete :15 mm nominal bore	each	2.00	393.00	786.00
177	R2-CS-PS-96-b	20 mm nominal bore	each	2.00	520.00	1040.00
178	R2-CS-PS-96-c	25 mm nominal bore	each	2.00	585.00	1170.00
179	R2-CS-PS-28	Providing and fixing C.I. Grating 100 mm dia. 12 mm thick.	NOS	140.00	825.00	115500.00
180	R2-CS-PS-222	75 mm. C.I. nahani traps with grating with 75 mm C. I. bends with cleaning caps fixed complete.	each	140.00	2649.00	370860.00
181	R2-CS-PS-163-a	Providing, laying and jointing glazed stoneware pipes 100 mm diameter	MTR	20.00	323.00	6460.00

182	R2-CS-PS-163-b	Providing, laying and jointing glazed stoneware pipes 150 mm diameter	MTR	10.00	460.00	4600.00
183	R2-CS-PS-163-d	Providing, laying and jointing glazed stoneware pipes 250 mm diameter	MTR	100.00	836.00	83600.00
184	R2-CS-PS-164-a	Providing and laying cement concrete 1:4:8 (1 cement : 5 coarse sand : 10 graded stone aggregate 40 mm nominal size) all-round S.W. pipes including bed concrete as per standard design : 100mm diameter S.W. pipe	MTR	20.00	785.00	15700.00
185	R2-CS-PS-164-b	Providing and laying cement concrete 1:4:8 (1 cement : 5 coarse sand : 10 graded stone aggregate 40 mm nominal size) all-round S.W. pipes including bed concrete as per standard design : 150mm diameter S.W. pipe	MTR	10.00	960.00	9600.00
186	R2-CS-PS-164-d	Providing and laying cement concrete 1:4:8 (1 cement : 5 coarse sand : 10 graded stone aggregate 40 mm nominal size) all-round S.W. pipes including bed concrete as per standard design : 250mm diameter S.W. pipe. Providing and fixing square-mouth S.W. gully trap class SP-1 complete with C.I. grating brick masonry chamber with water tight C.I. cover with frame of 300 x300 mm size (inside) the weight of cover to be not less than 4.50 kg and frame to be not less than 2.70 kg as per standard design	MTR	100.00	1294.00	129400.00
187	R2-CS-PS-166-B-1	150 x 100 mm size P type.-With common burnt clay F.P.S. (non modular) bricks of class designation 7.5	EA	12.00	2913.00	34956.00
188	R2-CS-PS-110-a	Constructing masonry Chamber 30x30x50 cm inside, in brick work in cement mortar 1:4 (1 cement:4 coarse sand) for stopcock, with C.I. surface box 100x100x75mm (inside) with hinged cover fixed in cement concrete slab 1:2:4 mix (1 cement: 2 coarse sand : 4 graded stone aggregate 20mm nominal size), if necessary excavation, foundation concrete 1:4:8 (1 cement:5 fine sand:10 graded stone aggregate 40mm nominal size) and inside plastering with cement mortar 1:3 (1 cement: 3 coarse sand) 12mm thick, finished with a floating coat of neat cement complete as per standard design : With common burnt clay F.P.S. (non modular) bricks of class designation 3.5	EA	5.00	1488.00	7440.00
189	R2-CS-PS-169-C-1	Constructing brick masonry inspection chamber in cement mortar 1:4 ( 1 cement : 4 coarse sand ) with R.C.C. top slab with 1:2:4 mix (1 cement : 2 coarse sand : 4 graded stone aggregate 20 mm nominal size), foundation concrete 1:4:8 mix (1 cement : 4 coarse sand : 8 graded stone aggregate 40 mm nominal size), inside plastering 12 mm thick with cement mortar 1:3 (1 cement : 3 coarse sand) finished with floating coat of neat cement and making channels in cement concrete 1:2:4 (1 cement : 2 coarse sand : 4 graded stone aggregate 20 mm nominal size) finished with a floating coat of neat cement complete as per standard design : Inside size 120x90 cm and 90 cm deep including C.I. cover with frame (heavy duty) 560 mm internal diameter, total weight of cover and frame to be not less than 208 kg (weight of cover 108 kg and weight of frame 100 kg) :With common burnt clay F.P.S. (non modular) bricks of class designation 7.5	EA	20.00	22257.00	445140.00
190	R2-CS-PS-194	Constructing brick masonry inspection chamber 90cmx45cmx30cm in cement mortar 1:4 (1 cement:4 coarse sand) with R.C.C. top slab with 1:2:4 mix (1 cement:2 coarse sand:4 graded stone aggregate 20 mm nominal size), foundation concrete 1:4:8 mix (1 cement:4 coarse sand:8 graded stone aggregate 40mm nominal size), inside plastering 12mm thick with cement mortar 1:3 (1 cement:3 coarse sand) finished with floating coat of neat cement and making haunches, channels in cement concrete 1:2:4 (1 cement : 2 coarse sand : 4 graded stone aggregate 20 mm nominal size) finished with a floating coat of neat cement complete as per standard design.	EA	14.00	3629.00	50806.00
191	R2-CS-PS-194-B	Providing and fixing S.W. intercepting trap in manholes with stiff mixture of cement mortar 1:1 (1 cement : 1 fine sand) including testing of joints etc. complete- 150mm dia	each	1.00	585.00	585.00
192	R2-CS-PS-168-b	Providing and laying non-pressure NP2 class (light duty) R.C.C. pipes with collars jointed with stiff mixture of cement mortar in the proportion of 1:2 (1 cement : 2 fine sand) including testing of joints etc. complete : 150 mm dia RCC pipe	MTR	50.00	473.00	23650.00
193	R2-CS-PS-168 - d	Providing and laying non-pressure NP2 class (light duty) R.C.C. pipes with collars jointed with stiff mixture of cement mortar in the proportion of 1:2 (1 cement : 2 fine sand) including testing of joints etc. complete : 250 mm dia RCC pipe	MTR	50.00	866.00	43300.00
194	R2-CS-RW-16-c	Providing and fixing UV resistant selffit UPVC pipes of approved make for Rainwater downtakes confirming to IS 13592:1992 Type A suitable for 4kg/sqcm pressure for following pipe diameters including rain water receiving recess with pvc plug bend necessary fittings such as offsets shoes, fixing the pipes on wall with clips filling the joints with solvent/cement and necessary scaffolding etc. complete as directed by Engineer In Charge- 150mm dia	MTR	600.00	756.00	453600.00
195	R2-CS-PS-191	Providing and fixing in position uPVC/SWR pipe 75 mm dia. in any position including all fittings and accessories, making joints / connections water tight with solvent cement, scaffolding if necessary and making good the damages if any (excluding excavation and refilling the trenches) etc. complete as specified and directed.(No separate payment shall be made for fittings and accessories).	RMT	240.00	314.00	75360.00
196	R2-CS-PS-192	Providing and fixing in position uPVC/SWR pipe 110 mm dia. in any position including all fittings and accessories, making joints / connections water tight with solvent cement, scaffolding if necessary and making good the damages if any (excluding excavation and refilling the trenches) etc. complete as specified and directed.(No separate payment shall be made for fittings and accessories)	RMT	290.00	478.00	138620.00
197	R2-CS-RW-17	Supplying and Fixing 75mm internal dia. 3.5mm thk. (weight approx. 6.66 Kg./Rm.) centrifugally cast C. I. pipes Confirming to IS 3989, socket spigot type pipe for rainwater/soil waste and ventilation with all fittings including scaffolding, 1:1CM jointing proper embedding and fixing on wall & column etc complete as directed.	RMT	290.00	1367.00	396430.00
198	R2-CS-RW-18	Supplying and Fixing 100mm internal dia. 4.0mm thk. (weight approx. 10.0 Kg./Rm.) centrifugally cast C. I. pipes Confirming to IS 3989, socket spigot type pipe for rainwater/soil waste and ventilation with all fittings including scaffolding, 1:1CM jointing proper embedding and fixing on wall & column etc complete as directed	RMT	30.00	1671.00	50130.00

199	R2-CS-RW-19	Supplying and Fixing 150mm internal dia. 5.0mm thk. (weight approx. 18.66 Kg./Rm.) centrifugally cast C. I. pipes conforming to IS 3989, sockets pigot type pipe for rain water/soil waste and ventilation with all fittings including scaffolding, 1:1CM jointing proper embedding and fixing in wall & column etc complete as directed	RMT	30.00	3001.00	90030.00
200	R2-CS-PS-73	Providing and fixing PTMT 15mm Urinal spreader size 95x69x100mm with 1/2" BSP thread and shapes. Weighing not less than 60 gms	EA	42.00	186.00	7812.00
201	R2-CS-PS-74-a	Providing and fixing PTMT urinal cock of approved quality and colour 15 mm nominal bore, 80mm long, 42 mm high and 30mm wide with BSP female threads weighing not less than 48gms.	EA	42.00	227.00	9534.00
202	R2-CS-PS-36-a	Providing and fixing M.S. holder-bat clamps of approved design to SandCastiron/castiron (spun) pipe embedded in and including cement concrete blocks 10x10x10cm of 1:2:4 mix (1 cement: 2 coarse sand: 4 graded stone aggregate 20mm nominal size) including cost of cutting holes and making good the walls etc. 100mm dia pipe	EA	200.00	213.00	42600.00
203	R2-CS-PS-36-b	Providing and fixing M.S. holder-bat clamps of approved design to SandCastiron/castiron (spun) pipe embedded in and including cement concrete blocks 10x10x10cm of 1:2:4 mix (1 cement: 2 coarse sand: 4 graded stone aggregate 20mm nominal size) including cost of cutting holes and making good the walls etc. 75mm dia pipe	EA	200.00	209.00	41800.00
204	R2-CS-PS-274	Providing & fixing C.I. Manhole covers with frames / rings for R.C.C., underground water storage tanks, sizes of covers. (600mm dia.) NOTE: should be provided with locking arrangement	NOS	10.00	4131.00	41310.00
205	R2-CS-PS-172-a-1	Constructing brick masonry circular manhole 1.22 m internal dia at bottom and 0.56 m dia at top in cement mortar 1:4 (1 cement: 4 coarse sand) inside cement plaster 12 mm thick with cement mortar 1:3 (1 cement : 3 coarse sand) finished with a floating coat of neat cement foundation concrete 1:3:6 (1 cement: 3 coarse sand: 6 graded stone aggregate 40mm nominal size) and making necessary channel in cement concrete 1:2:4 (1 cement : 2 coarse sand : 4 graded stone aggregate 20 mm nominal size) finished with a floating coat of neat cement, all complete as per standard design : 1.68 m deep with SFRC Cover and frame (heavy duty HD-20 grade R2-CS-PS-172-a 1.68 m deep with SFRC Cover and frame (heavy duty HD-20 grade designation) 560mm internal diameter conforming to S.12592, total weight of cover and frame to be not less than 182kg. fixed in cement concrete 1:2:4 (1 cement : 2 coarse sand: 4 graded stone aggregate 20mm nominal size) including centering, shuttering all complete. (Excavation, footrests and 12mm thick cement plaster at the external surfaces shall be paid for separately) : With common burnt clay F.P.S. (non modular) bricks of class designation 3.5	NOS	2.00	17722.00	35444.00
206	R2-CS-SL-12-d	Providing and Fixing MS Safety grill of weight specified below for windows as per design including fabricating the grill using M.S. square/ round bar, flats and angles including painting with one coat of red oxide zinc chromate primer and two coats of synthetic enamel paint of approved colour and brand etc complete as directed. Grill weighing 25 to 30 kg / sqm	SQM	124.00	3231.00	400644.00
<b>TOTAL WATER SUPPLY AND DRAINAGE WORKS</b>						<b>59,82,933.00</b>
<b>14: RAIN WATER HARVESTING</b>						
S.NO.	ITEM CODE	DESCRIPTION	UNIT	TOTAL QTY.	RATE	AMOUNT
207	R2-HE-9-5-h	Providing and lowering in trenches HDPE pipe conforming to ISO 4427 of 1996, manufactured from virgin resin of PE- 80 food grade compounded raw material having blue colour only with the quality assurance certificate from quality agencies like CIPT (India) / DVGM/ KIWA/ SPGN / WRC etc. for usage in drinking water system. The cost shall include testing of all material, labour, all taxes (Central, State and Municipal ), inspection charges, transportation up to site, transit insurance, loading, unloading, staking, providing and fixing etc. complete in all respect and as directed by Engineer in-charge. Note : Only MCGM approved brand shall be used. For 110mm dia	MTR	100.00	1117.00	111700.00
208	R2-HE-11-2	Providing and Laying 40mm (average) size metal/aggregate in 15 cm thk layer conforming to IS 383 for required depth including screening, washing, cleaning of metal/ aggregate etc. complete in all respect and as directed by engineer	Cum	8.00	1916.00	15328.00
209	R2-HE-11-3	Providing and Laying 20mm (average) size metal/aggregate conforming to IS 383 for 15 cm thk layer required depth including screening, washing, cleaning of metal/ aggregate etc. complete in all respect and as directed by engineer	Cum	8.00	1956.00	15648.00
210	R2-HE-11-4	Providing and Laying 4.75mm to 12mm (average) size well graded natural sand for required depth including screening, washing, cleaning of sand etc. complete in all respect and as directed by engineer	Cum	1.00	5052.00	5052.00
211	R2-HE-11-5	Providing and Laying , Placing Coconut coir layers of 6mm to 12 mm thk. in between graded layers at required depth including 10 cm wide overlapping etc. completed in all respect as directed by engineer.	Sq.mtr	21.00	683.00	14343.00
212	R2-HE-11-7	Washing, Cleaning, Placing, Laying of 40 mm metal/ aggregate etc. completed in all respect considering 25% loss of material and as directed by Engineer	cum	7.00	1334.00	9338.00
213	R2-HE-11-9	Washing, Cleanig, Placing, Laying of coarse sand 4.75 to 12 mm thick etc. completed in all respect considering 25% loss of material and as directed by Engineer.	cum	1.00	1941.00	1941.00
214	R2-HE-11-10	Providing and fixing factory made precast RCC perforated drain covers, having concrete of strength not less than M-25, of size 1000 X 450 X 50 mm reinforced with 8mm dia 4 EA. longitudinal and 9 EA. cross sectional T.M.T. hoop bars including providing 50mm dia perforations @ 100 to 125 mm c/c including providing edge binding with M S flats of size 50mm X 1.6mm complete all as per direction of engineer-in-charge	EA.	20.00	1865.00	37300.00
<b>Total</b>						<b>2,10,650.00</b>

**SCHEDULE OF QUANTITIES AND RATES- SALVAGE**

**Name of the Work: Demolition & Reconstruction of Shivajinagar Municipal School No. 1 (old) on plot bearing CTS no. 1 (pt) at Village Deonar, in M/E Ward.**

<b>S.No.</b>	<b>CIVIL WORK</b>	<b>UNIT</b>	<b>QTY.</b>	<b>RATE</b>	<b>AMOUNT</b>
1	R2-CS-DD-86-a Rebate for scrap materials door shutters	Nos.	46.00	600	27600.00
2	R2-CS-DD-86-c REBATE FOR SCRAP MATERIAL M S GRILL, MESH	KG	8000.00	18	144000.00
3	GI Pipes and fittings	RMT	70.00	32	2240.00
4	CI Pipes and fittings	RMT	40.00	24	960.00
<b>CIVIL WORK</b>				<b>Rs.</b>	<b>174800.00</b>

**Subject :** Proposed demolition & reconstruction of of Shivaji Nagar No 1 (Old) Marathi Mun. School, on land bearing C.T.S. No.1 (PT), Baji Prabhu Deshpande Road, in M/E ward

ELECTRICAL WORK

Schedule of Quantities and Rates.

Sr. No.	FME- 2018 & fair item	Description	Qty.	Unit	Rate	Amount
1	R2-ME-1-6-e	400 Amp. 415V TPN Switchfuse unit with CRCA sheet steel powder coated enclosure with HRC fuses & switch links and padlockable arrangement.	1	No.	23524	23524.00
2	R2-ME-1-9-f	400A TPN with tinned copper bars of size 50 x 10 mm.	1.5	Mtr.	30620	45930.00
3	R2-ME-1-6-b	125 Amp. 415V TPN Switchfuse unit with CRCA sheet steel powder coated enclosure with HRC fuses & switch links	5	No.	9390	46950.00
4	R2-ME-1-9-c	125A TPN with tinned copper bars of size 20 x 5 mm.	0.5	Mtr.	12229	6114.50
5	R2-ME-1-6-a	63 Amp. 415V TPN Switchfuse unit with CRCA sheet steel powder coated enclosure with HRC fuses & switch links.	11	No.	5589	61479.00
6	R2-ME-1-1-f	32 Amp. 415V TPN Switchfuse unit with CRCA sheet steel powder coated enclosure with rewirable fuses	8	Nos.	2463	19704.00
7	R2-ME-1-4-i	125 Amp. 415V FP ON Load Changeover Switch with CRCA sheet steel powder coated enclosure.	1	No.	13418	13418.00
8	R2-ME-1-4-f	32 Amp. 415V 4P Changeover Switch with CRCA sheet steel powder coated enclosure.	1	No.	2997	2997.00
9	R2-ME-1-1-b	32 Amp. 240V DP Switchfuse unit with CRCA sheet steel powder coated enclosure with rewirable fuses	2	Nos.	1526	3052.00
10	R2-ME-1-15-x	IP 43 SPN Distribution Board with metal door (Box only) 12 Way ( 2 + 10 way)	36	Nos.	3573	128628.00
11	R2-ME-1-25-c	40Amp. 2Pole ELCB with 100mA Sensitivity	36	Nos.	5079	182844.00
12	R2-ME-1-19-a	MCBs in 16SWG sheet steel metal box : 32 Amp. DP MCB	9	Nos.	2974	26766.00
13	R2-ME-1-25-g	63Amp. 4Pole ELCB with 100mA Sensitivity	10	Nos.	6707	67070.00
14	R2-ME-1-15-ag	IP 43 TPN Distribution Board with metal door (Box only) 4 Way ( 4 + 12 way)	11	Nos.	5279	58069.00
15	R2-ME-1-17-s	63A TPN MCB	7	Nos	2833	19831.00
16	R2-ME-1-17-r	32A TPN MCB	4	Nos	1954	7816.00
17	R2-ME-1-17-c	16A SP MCB	300	No.	335	100500.00
18	R2-ME-1-17-i	32A DP MCB	92	Nos	995	91540.00
19	R2-ME-1-10-a	1.1 kV grade 2 Noss. (P+N) copper conductor wires of area 4.0 sq mm and 1Nos. (E) 2.5 sq. mm copper wire for 15 /16 Amp single phase switch.	25	Mtr.	461	11525.00

20	R2-ME-1-10-d	Surface laid Conduit point wiring with 1.1 kV grade 4 nos. (3P+N) copper conductor flexible cable of area 6.0 sq mm and 1no. (E) 2.5 sq. mm copper cable laid in medium duty GI conduit for 30 /32 Amp. three phase switch.	30	Mtr.	848	25440.00
21	R2-ME-1-10-e	3(PH) nos. single core Cu PVC insulated flexible cable of 25 Sq.mm. for phases & 1 single core Cu PVC insulated flexible cable for neutral of 10 Sq.mm. for 63 Amp TPNSS switch.	35	Mtr.	1468	51380.00
22	R2-ME-1-10-f	3 nos. single core Cu PVC insulated flexible cable of 50 Sq.mm. for phases & 1 single core Cu PVC insulated flexible cable for Neutral of 25 Sq.mm for 100/125 Amp. TPNSS switch.	15	Mtr.	3038	45570.00
23	R2-ME-1-10-j	3 Noss. single core Cu PVC insulated flexible cable of 240 Sq.mm. for phases & 1 single core Cu PVC insulated flexible cable for neutral of 150 Sq.mm for 400 Amp. TPNSS switch.	4	Mtr.	15261	61044.00
24	R2-ME-2-3a-i	2C x 4 Sq.mm Cu armoured FRLSHZ cables	480	Mtr.	147	70560.00
25	R2-ME-2-3a-g	4C x 2.5 Sq.mm Cu armoured FRLSHZ cables	510	Mtr.	178	90780.00
26	R2-ME-2-3a-m	2C x 6 Sq.mm Cu armoured FRLSHZ cables	1600	Mtr.	197	315200.00
27	R2-ME-2-3a-s	4C x 10 Sq.mm Cu armoured FRLSHZ cables	280	Mtr.	597	167160.00
28	R2-ME-2-3a-u	4C x 16 Sq.mm Cu armoured FRLSHZ cables	300	Mtr.	863	258900.00
29	R2-ME-2-3a-x	3.5C x 50 Sq.mm Cu armoured FRLSHZ cables	225	Mtr.	2416	543600.00
30	R2-ME-2-3a-l	6C x 4 Sq.mm Cu armoured FRLSHZ cables	80	Mtr.	382	30560.00
31	R2-ME-2-3a-o	4C x 6 Sq.mm Cu armoured FRLSHZ cables	110	Mtr.	337	37070.00
32	R2-ME-2-3a-j	3C x 4 Sq.mm Cu armoured FRLSHZ cables	155	Mtr.	203	31465.00
33	R2-ME-2-12-b	2C x 4 Sq.mm Copper lugs for copper cables	22	Set	111	2442.00
34	R2-ME-2-12-p	4C x 2.5 Sq.mm Copper lugs for copper cables	52	Set	173	8996.00
35	R2-ME-2-12-c	2C x 6 Sq.mm Copper lugs for copper cables	72	Set	171	12312.00
36	R2-ME-2-12-s	4C x 10 Sq.mm Copper lugs for copper cables	20	Set	199	3980.00
37	R2-ME-2-12-t	4C x 16 Sq.mm Copper lugs for copper cables	8	Set	349	2792.00
38	R2-ME-2-12-w	3.5C x 50 Sq.mm Copper lugs for copper cables	6	Set	465	2790.00
39	R2-ME-2-12-ah	6C x 4 Sq.mm Copper lugs for copper cables	8	Set	188	1504.00
40	R2-ME-2-12-r	4C x 6 Sq.mm Copper lugs for copper cables	8	Set	186	1488.00
41	R2-ME-2-12-h	3C x 4 Sq.mm Copper lugs for copper cables	10	Set	172	1720.00
42	R2-ME-3-17-b	2 X 2.5 sq. mm + 1 X 2.5 sq. mm earth wire in 20 x 12 mm (1/2") FRLSH	4500	Mtr.	170	765000.00
43	R2-ME-3-48-a	Light /Fan / Ex. fan Points with Modular switches & FRLSH wires in casing n caping.	1580	Each Pt.	751	1186580.00
44	R2-ME-3-48-b	3/5 Pin Independent Plug (IP) with Modular switches & FRLSH wires in casing n caping.	165	Each Pt.	870	143550.00
45	R2-ME-3-48-d	Bell Point with Bell / Buzzer & 1 Bell Push with Modular switches & FRLSH wires	24	Each Pt.	944	22656.00



46	R2-ME-3-41-i	15 / 5 A / 6 A Combined Power Plug Socket Point with Fuse and Indicating Lamp, One 15 Amp SP Switch in Casing-Caping	69	Each Pt.	1235	85215.00
47	R2-ME-3-48-c	5A/6A - 3/5 Half Plug with Modular switches & FRLSH wires in casing n caping	129	Each Pt.	305	39345.00
48	R2-ME-4-13-b	Heavy duty gong bell 225 mm dia on polished wooden board with all necessary accessories for completing installation.	9	Nos.	2149	19341.00
49	R2-ME-4-33-g	LED Square Recessed Downlighter 45W (600x600)	92	No	6295	579140.00
50	R2-ME-4-33-c	LED Square Recessed Downlighter 15W	35	No	1188	41580.00
51	R2-ME-4-34-d	Spot Light	34	Nos	1077	36618.00
52	R2-ME-4-31-a	SITC of LED Low Bay luminary : 150 W	12	Nos	11227	134724.00
53	R2-ME-4-5-a	1x28W, T-5 Fixtures, comprises of M.S.Powder coated with end cap. The fixtures complete with high efficiency electronic ballast and PF= 0.98 complete with bright reflector & T-5 lamp	275	No.	1919	527725.00
54	R2-ME-4-5-b	2x28W, T-5 Fixtures, comprises of M.S.Powder coated with end cap. The fixtures complete with high efficiency electronic ballast and PF= 0.98 complete with bright reflector & T-5 lamp	120	Nos.	2683	321960.00
55	R2-ME-4-34-a	SITC of LED Tubelight fixtures : 1X 18W	350	Nos.	538	188300.00
56	R2-ME-4-16-b	Above 0.5 Mtr. to 1 Mtr.TL Rod	395	Set	419	165505.00
57	R2-ME-4-34-e	LED Bulkhead fitting	121	No.	1162	140602.00
58	R2-ME-10-3-e	Swan neck type bracket for fixing HPMV / HPSV lamp fixturesmounting on wall / shed etc. 0.5 to 1.2 Mtrs.	30	No.	798	23940.00
59	R2-ME-4-27-c	LED Street Light fittings:- 48W	25	Nos	4071	101775.00
60	R2-ME-1-21-b	SMCJB - 1510, Removable cover, Size 195 x 140 x 65mm	28	Nos	923	25844.00
61	R2-ME-4-29-a	SITC of LED Post top Lantern : 50 W	2	No	9343	18686.00
62	R2-ME-10-3-f	Race way for fitting / fixtures by using G. I. reducer and 50mm dia. 'B' class G.I. pipe of 300mm length (for fixing gate lights)	2	No	565	1130.00
63	R2-ME-4-26-e	20W LED Flood Light Luminaire IP65 - Integral type multipurpose utility lighting with mounting bracket and could be ceiling & wall mounted. Designed to be Energy Saver, Dust proof, Weatherproof and Toughened glass against vandalism. The housing comprises of Aluminum die cast LM6 aluminum alloy body wired with Electronic driver and 1 watt high powered LED with pre-focussed lens at various degrees. A clear Toughened glass is sealed to the Aluminum die cast LM6 aluminum alloy frame and to the housing with silicon rubber gasket.	12	Nos	3060	36720.00
64	R2-ME-4-34-c	LED Chalk Board Fitting	50	No.	646	32300.00



65	R2-ME-4-15-a	S' type M.S. fan hook fabricated from suitable dia. M.S. rod duly painted for fixing of ceiling fan. The 'S' type hook shall be fixed to steel bar in RCC ceiling. The ceiling shall be replastered with sand, cement & neeru etc. The cost of labours for chipping out ceiling upto steel bar & fixing of 'S' hook & resurfacing the ceiling is included in the cost of item.	365	No.	306	111690.00
66	R2-ME-4-12-d	Ceiling fan of 1200 mm sweep with all accessories including Electronic Regulator for completing installation as per specification.	365	No.	2508	915420.00
67	R2-ME-4-17-b	Above 0.5 Mtrs. to 1 Mtr.Fan Rod	341	Set	293	99913.00
68	R2-ME-4-17-d	Above 1.5 mtr. to 3.0 Mtr.	48	Set	878	42144.00
69	R2-ME-4-12-s	Fan safety rope/ Fan wire.	365	No.	407	148555.00
70	R2-ME-4-12-h	Exhaust fan of 230mm sweep, 1400RPM, with 450 CFM free air delivery, AC 230V/415V , 50 Hz, single phase / three phase complete with all necessary accessories for completing installation as per specification.	95	Nos	2014	191330.00
71	R2-ME-7-1-c	Earthing station with 600 mm x 600 mm x 6 mm galvanised iron plate & 50 mm dia. G.I. pipe, 3000mm long GI pipe (Class B or better) earth pit as per IS 3043. The earth pit shall be provided with watering pipe (Class B) with wire messed funnel, 25x3 GI strip / 8 SWG GI wire up to chamber (wire or strip size as per fault level), disconnecting links with 600 x 600 mm (clear) RCC chamber & heavy duty 3mm thick CI chequered plate cover with hinge & stainless steel bolts. Bentonite/ Charcol & Salt shall be provided for earth pits. Excavation, backfilling, removal of excess soil is included in the scope.	10	Nos	17789	177890.00
72	R2-ME-7-4-e	25 x 3mm GI	210	Mtr.	49	10290.00
73	R2-ME-7-4-1	Bare G.I. Conductor size 10 SWG	3740	Mtr.	6	22440.00
74	R2-ME-7-2	Lightning Protection of 5 promged air terminal as per of technical specification. Earth continuity conductor as per requirement & rate. Earth station as per above specification & rate.	2	No.	1736	3472.00
75	R2-ME-6-2-ah	Submersible Pump set of: 7.5 H.P. three phase electric motor Discharge: 690 lpm at 21 m head to 240 lpm at 80 m head Pump body: SS, Impeller:SS 304 , Shaft SS410 Pump delivery diameter 65 mm.	2	Nos	61116	122232.00
76	R2-ME-1-22-c	Automatic Star Delta Starter for 5 H.P to 15 H.P	2	No.	8817	17634.00
77	R2-ME-6-7-g	65mm dia GI pipe 'C' Class Pipe Delivery Line	180	Rmt	960	172800.00
78	R2-ME-6-10-g	65 mm dia.Non Return Valve Screw Type	2	Nos.	6783	13566.00
79	R2-ME-6-12-g	65 mm dia Gun Metal Gate Valve (Screwed)	5	Nos	11318	56590.00

80	R2-ME-2-8	Excavating the trenches and refilling, reinstatement of the same after the cable is laid in approved manner (750 mm deep, 600 mm wide), in all types of soils 1 Cu. Mtr. = 2.2 RMT.	200	Cu. Mtr.	307	61400.00
81	R2-ME-2-19-b	150mm Dia. Providing & laying Hume pipe across road or below the plinth beams and buried cable protection	300	Mtr.	611	183300.00
82	R2-ME-12-10-n	Supply and installation of 250 watts amplifier with USB	7	No.	25216	176512.00
83	R2-ME-12-10-h	Supply & installation of 16 channel zone control panel/ Zone selector to control the output of the amplifier.	8	No.	7488	59904.00
84	R2-ME-12-10-i	Supply & installation of 6W/100V wall mounting box speakers	69	No.	1579	108951.00
85	R2-ME-12-10-r	Supply and installation of 25W recessed ceiling mount speaker with VARIABLE VOLTAGE TAPPING OF 25/15/10 watt	22	Nos	3272	71984.00
86	R2-ME-12-10-j	Supply & installation of Unidirectional Dynamic Vocal & Speech Microphone	8	No.	3956	31648.00
87	R2-ME-12-10-k	Supply & installation of Microphone floor stand	8	No.	1628	13024.00
88	R2-ME-12-10-f	Speaker wiring using 40/36 cable with PVC conduit	5200	Mtr.	101	525200.00
89	R2-ME-12-2-b	PVC Telephone Cable -5 pair	450	Mtr.	45	20250.00
90	R2-ME-12-6-b	20 pair M.S.Junction Box for EPABX	1	No.	1221	1221.00
91	R2-ME-12-4-b	Cat 6 Gigabyte Cable	1800	Mtr.	32	57600.00
92	R2-ME-12-5-a	Switch BOX point for computers through Casing-Capping Description of Item 8Modular SURFACE BOX - 1 No. 8Modular PLATE - 1 No. INDICATOR LAMP - 1 No. 15A SWITCH - 1 No. 6A 5 PIN SOCKET - 3 Nos. 2Modular SURFACE BOX - 1 Nos. 2M PLATE - 1Nos. RJ11 SOCKET - 1 Nos. RJ45 SOCKET - 1Nos.	72	No.	1462	105264.00
93	R2-ME-12-9-u	SITC of 9 inch Rack	10	Nos	7326	73260.00
94	R2-ME-2-16-d	150 x 50mm (W x H) - PVC Trunking with cover	100	Rmtr.	2129	212900.00
95	R2-ME-12-9-k	8 Port Switch	7	Nos	1465	10255.00
96	R2-ME-12-9-h	24 Port Manageable Switch	2	Nos	13837	27674.00
97	R2-ME-1-31-b	40 x 40 x 5 mm of M.S.Angle	40	RMtr.	410	16400.00
98	R2-ME-1-31-e	Flat bars 40mm x 5 mm thick	10	Mtr.	273	2730.00
99	R2-ME-1-30-b	Supply and fixing 20 mm thick Marine Ply Plank	26	Sq. Mtr.	1807	46982.00
100	R2-ME-1-30-a	Supply and fixing 12 mm thick Marine Ply Plank	20	Sq. Mtr.	1641	32820.00
101	ME-10PG6-SH-F2	SITC of passenger gearless lift, capacity 10 P- 680Kg,G+6 floors	2	NOS	2866000	5732000.00
102	AWC-LF-F1	S.I.T.C OF 10 PASNG.LIFT,680 KG.G+3	1	NOS	1470000	1470000.00
103	AWC-LF-F2	CSMC CHARGES FOR LIFT FOR 2ND YEAR	1	NOS	112100	112100.00
104	AWC-LF-F3	CSMC CHARGES FOR LIFT FOR 3RD YEAR	1	NOS	118826	118826.00

105	R2-ME-15-22	Supplying and erecting 20/25mm Ø G.M.air release cock, with necessary G.I. coupling to be fitted on top of Air vessel or on wet riser as per specification	4	No.	1424	5696.00
106	R2-ME-15-7-c	Supplying and installing double flange NRV : 150 mm dia.	2	Nos	20349	40698.00
107	R2-ME-15-7-b	Supplying and installing double flange NRV : 100 mm dia.	3	Nos	12335	37005.00
108	R2-ME-15-4-b	Supplying and installing cast iron foot valve ball type/flap type with strainer for negative suction : 100 mm dia.	2	Nos	6744	13488.00
109	R2-ME-15-4-c	Supplying and installing cast iron foot valve ball type/flap type with strainer for negative suction : 150 mm dia.	2	Nos	11113	22226.00
110	R2-ME-15-6-c	Supplying & Installing cast iron double flange butterfly valve : 150mm dia.	11	Nos	7933	87263.00
111	R2-ME-15-6-b	Supplying & Installing cast iron double flange butterfly valve : 100mm dia.	12	Nos	5019	60228.00
112	R2-ME-15-6-a	Supplying & Installing cast iron double flange butterfly valve : 80mm dia.	4	Nos	3644	14576.00
113	R2-ME-6-15-b	Check valve (disc type) : 20 mm dia.	10	Nos	664	6640.00
114	R2-ME-15-19	Supplying and installing fire brigade Header of 150 mm Ø, for supplying water in fire tank as per specification	1	Nos	9496	9496.00
115	R2-ME-15-20	Supplying and installing fire brigade Header (Siamese Connection) of 150 mm Ø for supplying water to wet riser system as per specification	2	No.	10175	20350.00
116	FA-18-SIC-AV-01	Providing and instaling in position and commissioning mutistage horizontal centrifugal main sprinkler pump along with suitable H.P TEFC induction motor giving 2400 litres per minute capacity at 70 M total head, directly coupled to it mounted on the same base plate	1	Nos	304570	304570.00
117	FA-18-SIC-AV-02	Providing, laying, testing and commissioning of Main fire pumps control panel complete as per latest IS specification - modular type	1	Nos	383375	383375.00
118	R2-ME-15-2-a	Supplying installing, testing, commissioning of Jockey Pump of 240 LPM at 56 m head,	2	Nos	90389	180778.00
119	R2-ME-15-3-a	Supplying installing, testing, commissioning of Booster Pump of 450 LPM at 70 m head	1	Nos	76603	76603.00
120	MHC-FAIR 7	Remote control switch at terrace level booster pump	2	Nos.	2349	4698.00
121	R2-ME-15-1-b	Supplying and installing, testing, perfect aligning and proper leveling and commissioning of fire service main pump, of 2280 LPM (Litres/min.) at 70m centrifugal type pump	1	Nos	241136	241136.00

122	R2-CS-RM-104	Drilling With Core Cutting Machine In RCC Slabs, Walls etc. Above 100MM to 150MM DIA	28	EA	660	18480.00
123	R2-ME-15-30-c	Supplying and erecting ABC powder type fire extinguisher as per IS : 13849 / 15683 of 6 kg capacity with necessary clamp for erection on Wall.	35	No.	2035	71225.00
124	R2-ME-15-31-a	Providing Round bottom FIRE Bucket of 9 Litres capacity as per IS : 2546 made out of 24 gauge G.I. sheet with extra handle at bottom duly painted white inside and red outside with FIRE Mark, on provided stand/ wall hook.	14	Nos	814	11396.00
125	R2-ME-15-31-c	Supplying and erecting Wall hook 225mm projection for keeping fire buckets made out of 15 mm dia. M.S. Rod grouted on wall to a depth of minimum 15cms	14	Nos	271	3794.00
126	R2-ME-15-13-a	Pressure Gauge - Supplying and installing pressure gauge of 100 mm Ø., 0-300 PSI or 0- 14 kg per cm square fitted with 12/15 mm Ø. pad cock valve, and G.I. pipe, elbow etc	7	Nos	3483	24381.00
127	R2-ME-15-23	Pressure Switch - Supplying and installing pressure switch with 12/15 mm Ø isolation valve, G.I. nipple, elbow etc. in an approved manner as per specification	5	Nos	7936	39680.00
128	R2-ME-15-18	Supplying and installing wall mounting swinging Hose reel drum fitted with 19 mm dia. 30m high pressure polypropylene (Polyhose) long fitted with necessary accessories complete as per specification	25	No.	11531	288275.00
129	R2-ME-15-11-a	Providing and fixing in position 2 lengths of 15 M long flexible canvas rubber lined hose reels 63 dia with adapter, branch pipe and nozzle and storing them in metal cabinets with lockable glass shutters and fixing the metal cabinet at ground level in a location where it can be easily spotted including painting etc	35	No.	12061	422135.00
130	R2-ME-15-14-b	Supplying and erecting one no. Brass orifice plate having 6 mm. thickness, 160 mm outer dia of 160 mm at every single outlet hydrant valve	53	Nos	2182	115646.00
131	KHSQ-FF-F4	Providing 100 X 100 welded and fabricated tee to the wet riser with 100 dia standard flange welded to the branch tee and drilled for fixing the twin hydrant valve with nuts and bolts	35	No.	3673	128555.00
132	R2-ME-15-17	Priming Tank - Supplying & installing moulded HDP / Fibre water tank. for -ve suction only, having capacity 1000 ltrs.fitted with necessary accessories complete as per specification	1	Nos	18992	18992.00
133	R2-ME-15-8-d	Supplying and installing Stainless Steel Double outlet hydrant valve fitted with necessary accessories complete as per Specification	25	Nos	1967	49175.00
134	R2-ME-15-8-c	Supplying and installing Stainless Steel single outlet hydrant valve fitted with necessary accessories complete as per Specification	10	Nos	1357	13570.00

135	R2-ME-6-6-b	Cement concrete foundation using M-200 cement concrete mix with J shaped foundation bolts where required.	5	Cu.Mtr.	8279	41395.00
136	R2-ME-15-33-g	Supply, Installation, testing & commissioning of conventional Hooters with CRCA enclosure complete with external power supply & junction boxes.	18	Nos	6903	124254.00
137	R2-ME-15-33-f	Supply, Installation, testing & commissioning of conventional Manual Call Point (Pill box) with break glass push button in metal enclosure complete with back mounting box.	18	Nos	8259	148662.00
138	R2-ME-15-32-c	Supply, Installation, testing & commissioning of 2Cx1.5 sq.mm armoured RED color copper FRLS cable with necessary saddles, screws, junction boxes, sleeves, elbows couplings etc. for Fire alarm System	3000	Mtr	98	294000.00
139	R2-ME-15-33-h	Supplying and erecting FRLS armoured cable 4 core 1.5 sq.mm. copper complete erected on wall/ceiling/trusses as per specification	450	Mtr	337	151650.00
140	R2-ME-15-32-a	Supply, Installation, testing & commissioning of addressable 2 loop main fire alarm electronic control panel, expendable up to 4 loop & having maximum 250 devices (any combination detectors plus devices) per loop & Audio/ Visual alarm complete as per IS: 2189 specification - modular type front operated with interlocking door arrangement totally enclosed dust and vermin proof for indoor type applications.	1	Nos.	178313	178313.00
141	R2-ME-15-15-a	150 mm dia G.I. Heavy grade C class pipe	470	Rmt	2701	1269470.00
142	R2-ME-15-25-b	Providing coating of Bitumen Paint & 4mm thick Wrapping as per IS 10221 for underground 150 mm Ring Main of Fire Fighting System.	335	Rmt	543	181905.00
143	R2-ME-15-15-b	100 mm dia G.I. Heavy grade C class pipe	180	Rmt	1836	330480.00
144	R2-ME-15-15-c	80 mm dia G.I. Heavy grade C class pipe	190	Rmt	1322	251180.00
145	R2-ME-15-15-d	65 mm dia G.I. Heavy grade C class pipe	235	Rmt	1077	253095.00
146	R2-ME-15-15-e	50 mm dia G.I. Heavy grade C class pipe	300	Rmt	863	258900.00
147	R2-ME-15-15-f	40 mm dia G.I. Heavy grade C class pipe	380	Rmt	640	243200.00
148	R2-ME-15-15-g	32 mm dia G.I. Heavy grade C class pipe	405	Rmt	545	220725.00
149	R2-ME-15-15-h	25 mm dia G.I. Heavy grade C class pipe	900	Rmt	479	431100.00

150	R2-ME-15-26-a	Supplying and erecting 15 mm (½") dia. NBCM Body chrome finished quartzoid bulb sprinkler having 68° C fixed temperature rating with deflector disc of conventional construction and quality conforming to international standards and listed by LPC (formally FOC U.K.) U.L.F.M. of USA or approved and listed by Tariff Advisory Committee (TAC) OF India	390	Nos	372	145080.00
151	R2-ME-15-32-d	Supply, Installation, testing & commissioning of Intelligent Photoelectric Smoke Detector along with mounting box & termination glands.	160	Nos	2123	339680.00
152	R2-ME-15-29-a	SITC of Auto glow signage for Emergency Fire Exit	28	No.	814	22792.00
153	R2-ME-15-29-b	SITC of Auto glow signage for Staircase direction	58	No.	814	47212.00
154	R2-ME-15-29-c	SITC of Auto glow signage for Do not use lift in case of Fire etc.	18	No.	1085	19530.00
155	R2-ME-5-15-b	Fluorescent emergency light fitting with 2 Nos. 2 feet 20 W (60cms.) double tubes with M.F.SLA rechargeable battery with 3 hrs of back up.	40	No.	1332	53280.00
156	R2-ME-14-1-b	Deluxe Slide 2.1 Mtr	1	Nos	89686	89686.00
157	R2-ME-14-1-n	Wave Slide 1.5 Mtr Ht.	1	Nos	92620	92620.00
158	R2-ME-14-1-bd	Double Arch Swing	2	Nos	64771	129542.00
159	R2-ME-14-1-ar	Multi Seater See Saw	2	Nos	39575	79150.00
160	R2-ME-4-12-q	Wall mounting air circulator of 450mm sweep, 230 Volts,AC 50 Hz, oscillating type complete with all necessary accessories for completing installation.	10	Nos	5730	57300.00
161	R2-ME-12-10-t	Supply and installation of Booster amplifier 600W with all accessories.	1	No.	38281	38281.00
162	R2-ME-1-4-g	63 Amp. 415V 4P Changeover Switch with CRCA sheet steel powder coated enclosure	1	No.	6123	6123.00
163	R2-ME-8-1-a	Removal of point wiring (Light ,fan points,IP,PP,call bell,gong bell,bell indicator points)	136	Nos	9	1224.00
164	R2-ME-8-1-b	Removal of switchgears / ELCB / RCCB upto 32 Amp / 40 Amp.	11	Nos	11	121.00
165	R2-ME-8-1-g	Removal of fixtures / fittings / ceiling fans / bulkhead / street light / gyeser etc.	110	Nos	40	4400.00
166	R2-ME-8-1-h	Removal of cable from 1.5 sq.mm to 3-1/2 core x 35 sq.mm.	600	Mtr	9	5400.00
167	R2-ME-8-1-m	Removal of fan regulator. (All types)	47	Nos	8	376.00
168	R2-ME-8-1-n	Removal of 'A' , 'B' & 'C' class G.I. pipe upto 100 mm dia.	25	Mtr	14	350.00
169	R2-ME-8-1-r	Removal of busbar chamber from 32 Amp TPN to 100 Amp TPN.	1	Nos	14	14.00
170	R2-ME-8-1-t	Removal of starter 1 ph. / 3 ph. DOL / Star- Delta / F.A.S.D.	1	Nos	14	14.00

171	R2-ME-8-1-u	Removal of all types and capacities of pump sets (Monoblock / Coupled / Jet type) with all accessories such as valves etc. with demolishing cement concrete foundation.	1	Set	138	138.00
<b>Total</b>						<b>2,69,25,689.50</b>
Lumpsum Seperate provision for the Electricity meter connection, Fire Meter Connection, Excavation, Cable laying charges etc.						<b>28,00,000.00</b>
<p>Important Notes : 1) <b>Qty. of 15 nos. of chembers</b> with covers suitable for the trench size 750 mm deep, 600 mm wide shall be included in the CIVIL BOQ as chember item is not in the electrical schedule. 2) For cusioning purpose in play area, the relavant items like <b>Eco-flex/ sand bed</b> shall be taken in Civil BOQ please.</p>						

Subject : Proposed demolition & reconstruction of of Shivaji Nagar No 1 (Old) Marathi Mun. School, on land bearing C.T.S. No.1 (PT), Baji Prabhu Deshpande Road, in M/E war

**SCHEDULE OF QUANTITIES AND RATES- SALVAGE**

SALVAGE FOR TAKING AWAY REMOVED OLD MATERIAL(Note: The quantity of scrap material is considered actual for estimate purpose.The amount of rebate will be deducted from the contractor's bill irrespective of actual quantities of scrap material during execution of work.In case extra/excess items, the additional rebate amount will be deducted proportionately.)

Sr. No.	M & E SOR-2018 Item No.	Description	Qty.	Unit	Rate	Amount
1	R2-ME-8-4-b	Rebate for point wiring in copper conductor	136	Nos.	-19	-2584.00
2	R2-ME-8-5-a	Rebate for Switchgears upto 100 Amps (including 100 Amp.)	11	Nos.	-47	-517.00
3	R2-ME-8-5-d	Rebate for Busbar chamber from 32 Amp TPN to 100 Amp TPN.	1	Nos.	-700	-700.00
4	R2-ME-8-7-a	Rebate for Aluminium cable upto 3-1/2 C x 35 sq. mm (Including 3-1/2 core x 35 sq.mm.)	600	Mtr.	-14	-8400.00
5	R2-ME-8-8-a	Rebate for All types of tube light fittings / fixtures with down suspension rods ball socket and flanges.	62	Nos.	-37	-2294.00
6	R2-ME-8-8-b	Rebate for motor starter, capacitor etc.	1	Nos.	-42	-42.00
7	R2-ME-8-8-d	Rebate for bulkhead fittings.All types of Decorative GLS fittings	2	Nos.	-10	-20.00
8	R2-ME-8-9-a	Rebate for Monoblock / coupled pumpset upto 5 HP.	1	Nos.	-1000	-1000.00
9	R2-ME-8-9-e	Rebate for B' & 'C' G.I. pipe with accessories all sizes.	25	Mtr.	-14	-350.00
10	R2-ME-8-10-a	Rebate for Brass/ gun metal valve: foot valves 32 mm dia. to 50 mm dia.	2	Nos.	-47	-94.00
11	R2-ME-8-11-a	Rebate for Brass / gun metal valves: non return valves: 32 mm dia. to 50 mm dia.	2	Nos.	-74	-148.00
12	R2-ME-8-12-a	Rebate for brass / gun metal valves: gate valves:12 mm dia. to 50 mm dia.	2	Nos.	-30	-60.00
13	R2-ME-8-14-a	Rebate for Fan regulator resistance / Electronic type	47	Nos.	-5	-235.00
14	R2-ME-8-14-b	Rebate for Ceiling Fan / Table Fan all types & sizes	47	Nos.	-149	-7003.00
15	R2-ME-8-15-a	Rebate for Gong bell	1	Nos.	-28	-28.00
<b>TOTAL AMOUNT</b>						<b>-23475.00</b>



**MUNICIPAL CORPORATION OF GREATER MUMBAI**

**FINANCIAL BID FORM**

I/We hereby confirm that we have examined tender document including addendum etc. (as applicable), conditions of contract, specification, drawings, bill of quantities etc, forming part of tender and accordingly we hereby submit our offer to execute the said work as per tender document in all respect at the quoted below.

**Name of work:** Demolition and Reconstruction of Shivajinagar Municipal School No. 1 (old) on plot bearing CTS no. 1 (pt) at Village Deonar, in M/E Ward

**PART - A – CIVIL, STRUCTURAL, PLUMBING AND DEVELOPMENT WORK**

Estimated cost for Civil, Structural, Plumbing & Development work,	<b>Rs.:34,86,94,648.50</b>
<b>Add:</b> Premium in figures-----%	
In words:.....- Percent	Rs.-----
Over the above tender amount for Civil work	
OR	
Deduct : Rebate in figures -----%	
In words -----Percent	
Over the above tender amount for Civil work	
	Rs.
Total (A)	<b>Rs.</b>
<b>Deduct : Rebate for Civil Salvage material</b>	<b>Rs. 1,74,800.00</b>

**PART –B- ELECTRICAL WORK**

Estimated cost for Electric work	<b>Rs.2,69,25,689.50</b>
Add: Premium in figures.....%	
In words: ..... Percent	Rs.-----
Over the above tender amount for Civil Work	
<b>OR</b>	
Deduct: Rebate in figure.....%	
In words:.....Percent	Rs.-----
over the above tender amount for Civil work	
	<b>Rs.</b>
<b>Total (B)</b>	<b>Rs.</b>
Deduct : Rebate for Electrical material	<b>Rs. 23,475.00</b>

**BMC SCHOOL – Demolition and Reconstruction of Shivajinagar Municipal School No. 1 (old) on plot bearing CTS no. 1 (pt) at Village Deonar, in M/E Ward**

(Authorized Signatory)

Name and Title of Signatory

Name of Tenderer:

Address:

TelNos.Office:

Signature of the Tenderer of the Firm

Full names and Private residential address and telephone No. of all partners constituting the Firm:	

(A separate sheet shall be attached for names and address if necessary.)

# **SECTION 10**

# **GENERAL CONDITIONS OF**

# **CONTRACT**

**Note:- Standard General condition of contract for construction work is uploaded on BMC portal <http://portal.mcgm.gov.in>**

#### **General Conditions of Contract**

- Standard General Conditions of Contract for Construction works 2016 are applicable.

Demolition and Reconstruction of Shivajinagar Municipal School No. 1 (old) on plot bearing CTS No. 1 (pt) at Village Deonar, in M/E Ward

- The amendments for the condition no. 5(c) of Standard General Conditions of Contract is made and same is given in this tender condition no. B of Chapter No. 11 Special Condition of contract.
- All the conditions in G.C.C. shall stand modified in accordance with GST Act.
- The Janata Accident Policy is not required as per the circular u/no.Dir./E.S.&P/15/V dated 12.06.2018.
- As per Hon'ble M.C.'s approval no. MGC / F / 8659 dated 07.09.2019, the Condition 13 (e) is modified and the same shall be read as follows:
- Arbitration and Jurisdiction: -
- If the Commissioner fails to give notice of the decision as aforesaid within a period of 90 days after being requested as aforesaid or if the Contractor is dissatisfied with any such decision, then the Contractor may within 90 days after receiving notice of such decision or within 90 days after the expiration of the first named period of 90 days (as the case may be) require that the matter or matters in dispute be referred to arbitration as hereinafter provide.
  - i) In case of a contract where the contract price and / or contract value is less than Rs. 5,00,00,000/- (Rupees Five Crore Only), any dispute arising out of or in connection with this contract, including any question regarding its existence, validity or termination, shall be referred to a mutually agreed arbitral tribunal in accordance with the Arbitration and Conciliation Act, 1996 (amended upto date). The arbitral tribunal shall consist of a sole arbitrator, as mutually agreed upon by the parties and the said dispute shall be finally resolved by the said arbitral tribunal. The decision of the arbitral tribunal shall be in writing (with reasons) and which will be final and binding upon the parties hereto and the expenses of the arbitration shall be paid as may be determined by the arbitral tribunal. The seat of the arbitration shall be Mumbai. The venue of arbitration shall be within the limits of Brihan Mumbai. The language of the Arbitration shall be English

If the parties fail to appoint mutually agreed arbitral tribunal, within the period of 30 days from the date of application seeking arbitration in the dispute, the arbitral tribunal shall be appointed by the recognized arbitral institution i.e. Mumbai Centre for International Arbitration (approved by Government of Maharashtra under G.R. no. ARB / Case No.1/2017/D-19 dtd.28.02.2017) as per the Arbitration Rules of the Mumbai Centre for International Arbitration then in force ("MCIA Rules".)

- iii) In case of contract where the contact price and / or contract value is Rs.5, 00,00,000/- (Rupees Five Crore Only) or more, any dispute arising out of or in connection with such a contract, including any question regarding its existence, validity or termination, shall be directly referred to and finally resolved by the recognized arbitral institution i.e. Mumbai Centre for International Arbitration (approved. by Government of Maharashtra under G./R. no. ARB / Case No.1/2017/D-19 dtd. 28.02.2017) as per the Arbitration Rules of the Mumbai centre for International Arbitration then in force ("MCIA Rules".). The arbitral tribunal shall consist of a sole arbitrator. The seat of the arbitration shall be Mumbai. The language of the Arbitration shall be English.
- iv) In either case, the law governing this arbitration agreement and the contract shall be Indian Law

# **SECTION 11**

# **SPECIAL CONDITIONS OF**

# **CONTRACT**

### DEFECT LIABILITY PERIOD

- iv. The Contractor is expected to carry out the construction work in Workmen like manner so as to meet the requirement and specification for the project. It is expected that the Workmanship and materials will be reasonably fit for the purpose for which they are required.
- v. Defects or defective work is where standard and quality of workmanship and materials as specified in the contract is deficient. Defect is defined as a failure of the completed project to satisfy the express or implied quality or quantity obligations of the construction contract. Defective construction works are as the works which fail short of complying with the express descriptions or requirements of the contract, especially any drawings or specifications with any implied terms and conditions as to its quality, workmanship, durability, aesthetic, performance or design. Defects in construction projects are attributable to various reasons.
- vi. Some of the defects are structural defects results in cracks or collapse of faulty defective plumbing, inadequate or faulty drainage system, inadequate or faulty ventilation, cooling or heating systems, inadequate fire systems etc. The defects could be various on accounts of different reasons for variety of the projects.
- vii. The Engineering In charge/Project Officer shall issue the practical completion certificate for the project. During the Defect Liability Period which commences on completion of the work, the Engineering In charge shall inform or the contractor is expected to be informed of any defective works by the Employer's representative of the defects and make good at contractor's cost with an intention of giving opportunity to the contractor of making good the defects appeared during that period. It is the contractor's obligation under the contract to rectify the defects that appear during Defect Liability Period and the contractor shall within a reasonable time after receipt of such instructions comply with the same at his own cost. The Engineering In charge/Project Officer shall issue a certificate to that effect and completion of making good defects shall be deemed for all the purpose of this contract to have taken place on the day named in such defect liability certificate.
- viii. If defective work or workmanship or design have been knowingly covered-up or conceived so as to constitute fraud, commencement of the Defect Liability Period may be delayed. The decided period may be delayed until **discover** actually occurs on at least the defect could have been discovered with reasonable diligence, whichever is earlier.

**A ) The DLP shall be as below:**

<b>Dept</b>	<b>Type of works</b>	<b>DLP</b>
<b>BM/SIC/HIC</b>	General works	3 years
	Structural works	5 years
	Waterproofing works	5 years
<b>Ward Works</b>	All ward level works	2 years

<b>For other departments</b>	HE, WSP, SP, SWD, Garden	3 years
------------------------------	--------------------------	---------

- 2 Also, in case of defect, the Engineer shall give notice to the Contractor of any Defects before the end of the Defects Liability Period, which begins at. The Defects Liability Period shall be extended for as long as Defects remain to be corrected. Every time notice of Defect/Defects is given, the Contractor shall correct the notified Defect/Defects within the duration of time specified by the Engineer's notice. The Engineer may issue notice to the Contractor to carry out removal of defects or deficiencies, if any, noticed in his inspection, or brought to his notice. The Contractor shall remove the defects and deficiencies within the period specified in the notice and submit to the Engineer a compliance report.
- 3 It is the Completion Stage when the contractor has completed all of the works and fixed all of the defects that were on the list of issue by Engineer-in-charge. When this happens, the engineer must issue a 'Certificate of Completion'. On the issue of 'Certificate of Completion', the 'Defect Liability Period' starts. The contractor also must issue a 'Certificate statement' as an acknowledgment to the engineer not later than 14 days after the 'Certificate of Completion' has been issued. During the 'Defect Liability Period', the contractor has to obey all written instructions from the engineer to carryout repairs and fix any defects which appear in the Permanent Works. If the contractor does not ,due to his own faults finish the repair works or fix the defects by the end of 'Defect Liability Period', the 'Defect Liability Period' will continue until all works instructed by engineer is done.

**B) Site Chowky :-**

On receipt of the work order, the contractor will have to erect ready-made site chowky in form of porta cabin/ container cabin, with appropriate insulation from heat, before commencement of the work. No separate payment will be made for providing the chowky and ancillary items mentioned below:

- 5 The contractor shall obtain necessary permission from the concerned Dy. C.E. (S.I.C.) for the site within the premises subject to N.O.C. from A.O. school. If the open space is not available in the school premises, the contractor may be allowed to use the class room with the N.O.C. from the A.O. school with payment of charges amounting to L.S. Rs. 25,000/- (Excluding electricity and water charges) not refundable plus deposit of Rs. 1,00,000/- (Rupees One Lacs Only) which will be refundable after successful completion of work.

B) The contractors shall provide following:-

- 1.The chowkies of at least two windows for proper ventilation & Air conditioning installation.
2. It should have toilet facility.
3. This chowky should be equipped with electric supply, Fans, sufficiently big tables, chairs, water filter and cupboard with locking arrangement etc.
4. One Pentium IV or advanced Computer/ Laptop with a printer for day to day work of BMC. / Contractors/PMC's staff.

The Site chowky will have to be removed from the site, leaving the site clear of all material within the period of thirty days from the date of completion of work. In case of failure to do so, the chowky will be demolished without any intimation to the contractor at their risk and cost and no request for compensation will be entertained. If chowky with necessary requirements is not provided within 30 days from the receipt of work order, a penalty of Rs.1500/- per day will be imposed.

The provisions under Standards GCC 2016 clause no. 5.(C) are applicable.

**C) Setting of Site Laboratories:(For New Works)**

Contractors shall set up a laboratory at site before commencement of work at their cost for performing various tests and at least the following machines and equipments shall be provided therein –

Set of Sieves as per I.R.C. /I.S.

- B. Compressive Testing Machine(For new works)
- C. Oven, Electrically Operated
- D. Weighing Balance (20 kg capacity)
- E. 3 m straight edge
- F. Sieve shaker
- G. First Aid Box
- H. Measuring Jar (for silt content)
- I. Other Machines/apparatus as may be directed by the Engineer
- J. Vernier Caliber
- K. Level / Theodolite

All the test records shall be maintained in the site office and made available as and when required. The laboratory must be established within 15 days from the date of receipt of the orders from Engineer In charge. On failure to do so, a penalty of Rs 1000/- per day shall be imposed.

The contractor shall install testing equipment at site. The contractor shall ensure and certify the calibration of the equipment so installed and shall maintain the same in working order throughout the period of construction. The contractor shall also provide necessary technically qualified experienced trained staff for carrying out such tests for using such equipment. The tests shall be carried out under the supervision of the Engineer-in-charge. The calibration shall be checked every twelve months as directed by Engineer-in-charge.

**D) Tax:-**

Contractor has to submit a certificate from Chartered Accountant within 6 months from issue of work order regarding any profit accrued to him to any change in GST rates.

Till such certificate given by contractor 5% of the bill amount shall be withheld. On receipt of the CA's certificate BMC will adjust the amount in accordance with GST anti profiting measure and



refund the balance amount. The contractor will have to submit CA's certificate before final bill also.

**E) Penalty:**

The Engineer not below the rank of Assistant Engineer is entitled to impose a penalty of Rs.5000/- per day/lapse/site work space, in accordance to the gravity of default communicated in writing. Penalty amount will be recovered from contractors running bill. This penalty is over and above Penalty mentioned under G.C.C. 2016. If it is observed that, the contractor carrying

out the work fails to comply with the instructions given by the authorities of the Ch.E. (Rds. & Tr.) / Dir.(ES&P) /A.M.C. / M.C.'s level BMC Authorities reserves the right to terminate the contract & work and will be carried out at the risk and cost of the contractor and penal action will be taken against them.

**NOTE:** - This decision will not be arbitral at all.

The abovementioned condition will be in addition to the relevant condition in the General Condition of contract (GCC) regarding cancellation of contract in full or partly final decision of disputes, difference of claims raised by the contractor or relating to any matter out of contract.

**SECTION 12**  
**SPECIAL DIRECTIONS TO**  
**THE TENDERER**

## **SPECIAL DIRECTIONS TO THE TENDERER**

1. Tenderers are requested to visit the site and verify the site conditions, nature and quantum of work before submitting the tenders.
2. The tender will be accepted only on the percentage basis; otherwise the tender will be straight away rejected.
3. The successful tenderer will have to execute a written contract on the standard form of contract.
4. The tender may be considered incomplete, irregular and invalid unless:
  - 1) It is signed by the proprietor, named managing partner or all partners or by the party or parties stating specifically their position and status at the following three places:
    - a) The printed undertaking addressed to the Municipal Commissioner is given.
    - b) The schedule of quantities and rates and specifications.
    - c) The authority letter from the manufacturer /agent / traders have submitted the tender, is produced.

The names and address of all the partners are given in the space provided therefore.

5. The amount quoted shall include for provision of all necessary labour, plant, equipment, scaffolding, centering, and applicable GST etc.
6. **Addition / alteration**  
Any addition / alteration / omission required for any work shall be carried out only after obtaining prior approval of the Engineer in writing.
7. The rate quoted shall be inclusive of transporting and disposal of surplus excavated material / debris and any other material raised out due to repair work subject to NOC from SWM department and no separate payment shall be entertained.
8. The Municipal Commissioner does not bind himself to accept the lowest or any tender.
9. The tenderer shall indemnify and keep indemnified the BMC against all damages or compensation payable by law in respect or in consequence, if any, accident or injury to any workman or any other person, women in employment of the contractor or any other sub-contractor against all claims.
10. Income-tax Clearance Certificate in original shall be submitted as and when demanded.

11. The rates quoted shall include the cost of any small part essential for the proper execution of the work, if it remained to be included in the specification of the main items.( for item rate needs modification) or in the description of items in schedule.
12. Tenderer / contractor shall note that first class quality of material and workmanship is expected.
13. The materials used shall conform to the related ISI specifications (Bureau of Indian Standards) as well as BMC specified specification wherever applicable. Directives of the Engineer concerned will be binding.
14. The tenderer / contractor will have to make good, without any extra payment any damage or loss to the Municipal property / private property while executing the work.  

**3.**General conditions of Contract for civil works w.e.f. 15.10.2016 (as amended up to date) and electrical / mechanical ( not amended ) as amended up to date shall be applicable to the work unless the same are contradictory to any of the conditions stated in the ‘special directions / special conditions’ to the tenderers.
15. The tenderer shall not withdraw the offer until notice of non-acceptance is communicated to him or one hundred Eighty days after the date of tender, whichever is earlier.
16. The sequence of work shall be as approved and directed by the Engineer before starting the work. The contractor shall submit his phase programme of carrying out the work for approval of the Engineer. Work shall be carried out as per priority fixed by the Engineer.
17. The water supply to the user department shall not be disturbed during execution of the work. Contractor shall make alternate arrangement for providing equivalent capacity tank to restore water supply at their own cost.
18. Contractor will have to make their own arrangement for getting the electric supply on site for fabrication and allied works at their own cost failing which penalty of Rs. 2000/- per day will be imposed.
19. The contractor shall intimate the concerned authorities before starting the work and execute the work as per priority fixed by the Engineer. The inventory of serviceable and un serviceable material shall be taken jointly with Engineer representative before dismantling.
20. Wherever and whenever necessary as directed by the Engineer, the unserviceable materials will have to be removed from the site to any location as directed by the Engineer within the time period as directed. Unless otherwise not specified is BOQ.
21. No separate payment will be made for dewatering the water seepage in the trenches and foundation pits opened while executing excavation and other foundation works. The possibility of high water table should be kept in mind while quoting the rates.
22. While excavating the trenches for foundation utmost care shall be taken that the foundation of adjoining structures will not be disturbed. If done, the same will be rectified by the contractor at his own cost to the satisfaction of the Engineer.

23. The tenderer / contractor will have to make adequate shielding arrangement by putting necessary hoardings, screen or gunny bags, etc. so as to avoid any accident or nuisance to the occupants (students /teachers / neighborhood) during the work without any extra payment.
24. After completion of the waterproofing work, the leakage test shall be carried out after impounding the water and plugging the openings at least for ten days, without any extra cost.
25. For New Constructions / Reconstruction works, the Plumbing and sanitary works will have to be carried out through licensed plumber as per drawings and as directed by the Engineer.
26. Notwithstanding the source, the sand shall be washed by using sand washing machine, before use.
27. Reinforcement bars shall be purchased either from such manufacturer's who manufacture the steel with the basic process or their authorized dealers. Original manufacturer's test certificate shall be insisted. Test certificate in photocopy or other form will not be accepted. Reinforcement bars shall be embossed with manufacturer's name in the form of half embossed and half printed. Engineer's decision regarding make of the steel will be final and binding on the contractors.
28. The centering shall be insisted only in double stage self-supporting steel scaffolding and M S pipe adjustable props for which no extra payment will be made.
29. City Engineer / Chief Engineer (B.M.) reserves the right to delete any item, alter / reduce the scope of the work, no extra claim in this respect will be allowed.
30. In case of any discrepancy between the plans and B.O.Q items, items to be operated shall be decided by the Engineer and the same shall be binding on the contractors without paying any extra cost.
31. The propping shall be done to the existing structure wherever necessary before taking up the repair or re-construction or demolition works. All the safety measures for structures/workers/supervisors/machineries shall be taken by the contractor at his own cost, if no provision is made in the BOQ.
32. While carrying out any works, contractor shall take adequate care / safety measures to prevent any accident as per clause 36 above without any extra cost.
33. Staircase / lift will not be allowed for transport of materials and contractor will have to provide mechanical lift or pulley at their own cost. No extra payment will be made for this arrangement.
34. The contractor shall take photographs of the work at site before commencing, during execution and after completion of work, as directed and submit the same.
35. If directed by the Engineer, the contractor shall have to arrange to carry out the work during nighttime also as per urgency of the work, at no extra cost.

36. After completion of the proposed work, the tenderer / contractor will have to hand over the site in neat and clean condition for which no extra payment will be made.
37. In case of any discrepancy, the Engineer's decision shall be final and binding on the contractors.
38. BMC has appointed private Architectural Consultants for comprehensive architectural services for above said project. Contractors shall have to co-ordinate with the Architects or their representative or all consultants appointed by the Architect for above work. He shall follow up the matter with them. Whenever and wherever necessary for the smooth / speedy execution of the work in the best possible manner.
39. Waterproofing of Staircase terrace will be paid under the relevant item of waterproofing in B.O.Q.
40. Looking to the water supply requirements, the tenderer may be required to provide quite a large number of Polyethylene Plastic water storage tanks including required fittings as directed by the Engineer. No extra cost for this shall be paid.
41. With the approval of the Engineer on site, mixing of concrete (instead of Ready Mix Concrete) may be allowed only in rare cases when the total quantity of Reinforced Cement Concrete / Cement Concrete does not exceed 5.0 m<sup>3</sup> on that particular day. However, in such cases, the concrete shall be as per mix design and machine mixed.
42. To be required Bill of quantities is predominantly based on Rate analysis for specialized repairs and New works based on market rates, prevailing schedule USOR 2018 and FAIR items -2018 uploaded on SAP for Civil Works & Electrical works including applicable GST. Tenderers to take this point into consideration and quote accordingly.
43. Tenderers are requested to visit the site and verify the site conditions, nature and quantum of work before submitting the tenders.
44. The Contractor shall have to co-ordinate with / and provide all necessary facilities to; all other contractors appointed by BMC as may be necessary from time to time for any works related to the property / in the property.
45. All Insurances to be effected on behalf of the Corporation by the contractors shall be taken out from the Director of Insurance, Maharashtra State, Grih Nirman Bhavan (MHADA), 1<sup>st</sup> floor, Room 264, Opp. Kala Naagar, Bandra, Mumbai 400 051. In case the insurance cover is not offered by Maharashtra State Insurance Fund, then that cover shall be taken out from the insurance company/companies approved by the
46. If it is observed that, contractor carrying out the work fail to comply with the instructions given by the AMC/ Hon'ble MC during execution of work twice, the work shall be deemed to have been terminated and will be carried out at the risk & cost of the Contractors and penal action will be taken against them. This decision shall not be arbitrable at all.

47. The above condition will be in addition to the relevant conditions in General conditions in General Condition of Contract regarding cancellation of full or part of the work, finality of the decisions on the disputes, differences or claims raised by the Contractors relating to any matter arising out of the contract.
48. It is mandatory for the Contractors to open a Bank Account in the Bank as mentioned in the list of approved banks in section-15 of SBD. All payments under the contract will be made only on this Bank Account through Electronic System.
49. The Contractor shall supply the adequate number of labours for shifting of furniture's / benches / boards / cupboards etc. as and when required for carrying out the repairs / re-construction works for which no extra payment will be made.
50. Contractor / tenderer has to make the sufficient arrangement to provide tarpaulin and fixing the same in the position (internal & / or externally) to avoid the nuisance of leakages / rainwater free of cost during the course of repair to building.
51. Photographic monthly progress report in the prescribed Performa shall be submitted through the consultant before 2<sup>nd</sup> day of every month. The photograph should be taken before and after the work. Failing which penalty as per SGCC-2016 will be imposed.
52. The Prior approval of the competent authority mentioned in the statement accompanying with circular no.CA/F/Projects/31 dated 26/10/2020 is mandatory for the extra/excess work or variation as mentioned. However, if quantity of excess items executed in the work is less than 5% prior /post facto approval of competent authority shall obtained
53. The conditions in permeable to bill of quantities that even though the quantities are likely to change substantially during execution , Rate shall be only tender rates without any extra payment.
54. The quantity of scrap material is considered for estimation purpose. The Amount of rebate will be deducted from contractor R.A bill irrespective of Contractor percentage. In case of extra/excess item, the additional rebate Amount will be deducted proportionately.
55. Noise level shall be maintained within permissible limits in silent zone areas during the construction activities by contractor as per the notification dated 14/02/2000 issued by Ministry of Environment and Forest and circular issued by BMC under no. CE/PD/7738/1 dated 05/11/2008.
56. The Electrical Mechanical work shall be got carried out by the civil contractors from the contractors registered with BMC. in Electrical Category. Information about the registered contractors shall be obtained from the office of the Ch.E. (M&E)/E.E. (Monitoring & Registration Cell). Attested copy of the valid registration certificate in Electrical Category shall be submitted along with the tender without fail.
57. The tenderer(S) shall own equipments in full working order and single in number as listed below, and must demonstrate that based on known commitments , they

will be available for timely used in the proposed contract. Equipment should contain Mortar mixer, sand washing machine, vibrators, (concrete mixture) (no tilting) and compressive strength testing machine etc.

58. Contractor shall provide one new latest branded Laptop/Desktop Computer with printer to the Site / PMC/BMC staff to maintain and preserve the site records.
59. For all New Construction & Reconstruction works Cement Concrete works covered under the scope of this tender, only READY MIX CONCRETE shall be used, if the quantum of concreting at a single time is 5cu.m or more. Specific permission from Engineer should be obtained for all Cement concrete works other than READY MIX CONCRETE.
60. Following condition to be incorporated as a tender conditions in the prospective works in the matter of terrace water proofing as well as the work of repairs such as removing and refixing door and windows.
1. The defects liability for terrace/chajja water proofing will be five years and damages caused to the structural members,walls,ceiling of the building floor immediately beneath/adjacent the terrace/chajja should be rectified by the contractor during said defect liability period.
  2. The defect liability for the work of removing/refixing of doors/windows and all other such works adjacent to structural members and involving tampering with structural members will be of 5 (five) years and damage caused to the structural members,wall etc.of the building around said door windows or all other such works should be rectified by the contractor during said defect liability period.
61. Tenderer(s) are requested to submit and upload the tenders in time on or before the stipulated day so as to avoid rush at the closing hours. BMC will not be responsible for poor connectivity of network/Internet services/connectivity of servers/snag in system/breakdown of network/or any other interruptions .If any online information uploaded but not received by Bid creater (BMC) within stipulated time limit ,BMC will not be held responsible at any cost and such bids can not be validated. Any online intimation/information asked to be submitted by bidder/Contractors or sent to bidder/Contractors or set to Bidder/Contractors, ifg not received or bounced back at the receiving end due to any problem in server or connectivity, BMC will not be held responsible. Intimations about shortfalls in submission will be informed to Bidder/Contractors by e mail on their e mail address.

## **62. BARRING PHYSICAL SUBMISSIONS**

As the entire tendering procedure is online process, the physical submission of documents shall not be entertained by BMC departments.

## **63. DOWNLOADING THE BID-DOCUMENT ON THE PORTAL**



All departments shall upload the printable pdf file of bid documents on BMC portal which can be downloaded without any payment.

#### **64. APPOINTING OF DESIGNATED OFFICER FOR CONTRACTORS' GRIEVANCES**

The Appellate Authority for Redressal of Contractors' Grievances shall be as follows:

- i. Ist Appeal by the bidder against the decision of C.E./HOD/Dean can be made to concerned DMC/Director who should decide appeal in 7 days
- ii. IInd Appeal by the bidder can be made to concerned AMC for decision and his decision will be final.

65. It shall be distinctly noted that BMC will not make any payment towards removal / transportation/ disposal of surplus excavated earth including desilted material from construction site to either any municipal dumping ground (if made available) or to contractors owned dumping facility. The Contractors shall take in to the account the fact while quoting.

66. The barricading shall be provided as per specifications , as per site requirement and as directed by Engineer, where required. BMC will not make any payment towards barricading ,contractors shall quote accordingly.

67. Existing landing entrances at all landings shall be used without major modifications of supplying tailor made gates.

68. All the lifts works shall conform to IS: 2365/1963 & IS: 14665, 1999-2000. Anything not included in the Technical specifications but required for satisfactory completion of work will be treated as included in the offer, and the work shall be carried out accordingly, without claiming any extra charges.

69. The electrical & mechanical work shall be got carried out through Licensed Electrical Contractors.

70. The successful bidder shall note to procurement of following minimum equipment at site before starting of the work:

<b>Sr. No</b>	<b>Equipment Owned</b>	<b>Requirement</b>
1	Mortar mixer	1 No.
2	Sand Washing Machine	1 No.
3	Vibrators (For new works) (Needle)	2 Nos.
4	Concrete mixer (Non tilting, having Capacity)	1 No.
5	Site chowkey for work above Rs. 1 Crore. (For new works)	1 No. Container
6	Compressive strength testing machine. (For new works)	1 No.

**SECTION 13**

**SPECIFICATIONS**

**& SELECTION OF**

**MATERIAL**

## **SPECIFICATIONS & SELECTION OF MATERIAL**

The tender is prepared on the basis of Unified Schedule of Rates and specifications 2018. The specifications of the items of USOR are available on BMC portal <http://portal.mcgm.gov.in> under the Tender tab.

## SELECTION OF MATERIAL

1. All materials brought on the site of work and meant to be used in the same, shall be the best of their respective kinds and to the approval of the Engineer. The Engineer or his representative will accept that the materials are really the best of their kinds, when it is proved beyond doubt that no better materials of the particular kind in question are available in the market.
2. The contractor shall obtain the approval of the Engineer of samples of all materials to be used in the works and shall deposit these samples with him before placing an order for the materials with the suppliers. The materials brought on the works shall conform in every respect to their approved samples. Fresh samples shall be deposited with the Engineer whenever the type or source of any material changes.
3. The contractor shall check each fresh consignment of materials as it is brought to the site of works to see that they conform in all respects to the Specifications of the samples approved by the Engineer, or both.
4. The Engineer will have the option to have any of the materials tested to find out whether they are in accordance with the Specifications and the Contractor will bear all expenses for such testing. All B bills, vouchers and test certificates, which in the opinion of the Engineer or his representative are necessary to convince him as to the quality of the materials or their suitability shall be produced for his inspection when required.
5. Any materials that have not been found to conform to the specifications will be rejected forthwith and shall be removed from the site by the contractor at his own cost within 24 hours.
6. The Engineer shall have power to cause the Contractors to purchase and use such materials from any particular source, as may in his opinion be necessary for the proper execution of the work.
7. Notwithstanding the source, the sand shall be washed using sand washing machine before use.

## **MUNICIPAL CORPORATION OF GREATER MUMBAI**

**Name of Work :** Supply, Installation, Testing, and Commissioning of 03 Nos. of Gearless type Passenger Lift for Gr+6 (2nos) & Gr+3 (1no) floors (10 persons, 680 kg capacity) at Demolition & Reconstruction of Shivajinagar Municipal School No. 1 (old) on plot bearing CTS no. 1 (pt) at Village Deonar, in M/E Ward.

### **GS-1. SCOPE OF WORK FOR LIFT :**

1.1 The scope of work includes, Supply, Installation, Testing, and Commissioning of Gearless type Passenger Lift (Capacity: 10 persons-680kg), 1mps speed at Gr+6 (2nos) & Gr+3 (1no) floors level, with all the accessories as per Technical Specifications including following electrical work, civil work and Earthing work. Passenger as well as Fire lift work shall be carried out as per CFO NOC.

All the lifts complete with specified machine, 3VF drive, specified speed, auto rescue device, overload warning indicator, suitable door safety, specified display in car and at ground floor, landing floors & all latest safety devices etc. with allied civil, electrical works, scaffolding & barriers across all open entrances, shall be as per stable specifications in the Tender Document.

### **1.2 License:-**

The successful tenderer shall obtain the licenses to install, operate and maintain the lifts from Lift Inspector (P.W.D.) Government of Maharashtra by paying necessary government charges.

### **1.3 Submission of relevant details to lift Inspector :**

The successful tenderer should submit the necessary details in prescribed format to the Lift Inspector under Chief Engineer (Electrical) PWD. The work should be undertaken only after fulfilling the above formality.

### **1.4 DLP/Warranty:-** 03 (three) years (DLP) warranty including CSMC of lift.

**GS-2** Manufacturers / authorized dealers of lifts having the license from PWD department of Maharashtra Government for installation of lifts.

### **GS-3 EVALUATION CRITERION ((Not Applicable) :**

The lowest evaluated rates including Comprehensive Service & Maintenance Charges for five years will be considered at the time of evaluation.

### **GS-4 GENERAL INSTRUCTIONS**

**4.1** The contractor shall give the following documents (certified copies wherever necessary) / information before commencing of lift work..

Company incorporation / registration certificate.

The list of Plant & Machinery at manufacturer's work.

The electrical contractors license issued by P.W.D., Maharashtra Government.

The license from Lift Inspector, P.W.D. / Ch. Eng. (Electrical) P.W.D. to manufacture the elevators / lifts and operate and maintain the lifts.

CPWD category A / B registration certificate or such document mentioning said registration.

vi) Copies of all schedules, Technical Specifications and Deviations, if any, drawings, literature, and brochures.

**4.2.1** Lift Inspector's Certification / License to operate: - On completion of work, the contractor shall offer the lifts for testing and inspection by Lift Inspector, P.W.D., Government of Maharashtra and secure license for all the lifts and attend to all formalities.

**4.2.2** The contractor shall carry out the work as per Technical Specifications and Schedule. However, anything specifically not covered under the same but required to complete the work shall be in the Scope of Work for which no extra payment shall be admissible to the contractor.

**GS-5 COMPLETION PERIOD :**

The work completion period including supply, installation, testing and commissioning shall be as follows :	Within the work order period
Defect Liability Period (DLP)	36 months from date of commissioning of respective lift

**GS-6 GUARANTEE PERIOD**

The lifts supplied and installed shall be under DLP for a period of 03 (three) years from the date of commissioning.

**GS-7 SECURITY DEPOSIT (Not Applicable) :**

The successful bidder should submit security deposit, equivalent to 5% of contract cost, in the form of bank guaranty / demand draft drawn in favour of Municipal Commissioner,

immediately after receipt of work order. The same shall be kept in force till the completion of DLP.

**GS-8 COMPREHENSIVE SERVICING AND MAINTENANCE :**

The contractor shall quote rates as per specifications for the Comprehensive Service and Maintenance for a period (DLP) of 3(three) years of guarantee period.

During the free maintenance guarantee period, the contractor shall replace all the defective parts, spares and consumables so as to keep the lifts in good working condition, safely. The license to operate be got renewed from time to time in the contract period.

**GS-9 ACQUAINTANCE WITH SITE AND WORK CONDITIONS ETC. :-**

The contractor shall visit the site and verify the shaft, machine room (if any), lift pit, service room conditions by the actual inspection of site etc, before commencing of lift work. Once the tender is accepted, it shall be concluded that the contractor has verified and made himself conversant with all the details required for completing the work as per conditions and specifications.

**GS-10 Requirement as per C.F.O. N.O.C. :-**

- Walls enclosing lift shaft shall have a fire resistance of not less than 2 hours.
- Shafts shall have permanent vent on not less than 0.2 sq. mtrs. clear area under lift machine room.
- Landing doors and lift car doors shall be steel shuttered type with one hour fire resistance. No collapsible shutters shall be provided.
- To enable fire services personnel to reach the upper floor with minimum delay, one fire lift shall be provided and shall be available for exclusive use of the firemen in an emergency and directly accessible to every dwelling of each floor.
- The operation of fire lift should be by simple toggle or two button switch situated in glass fronted box adjacent to the lift at the entrance level. When the switch is on, landing call points will become inoperative and lift will be on car control only or on priority control device. When the switch is off, the lift will return to normal working. This lift can be used by the occupants in normal times.
- The words 'Fire Lift' shall be conspicuously displayed in fluorescent paint on the lift landing door at each floor level & threshold on non combustible material shall be provided at the entrance of each landing door.

**PART - 2**  
**TECHNICAL SPECIFICATIONS**  
**(FOR LIFT AND ELECTRICAL WORK)**

The Lift Machinery shall be placed directly above the raised platform beam with Rolled Steel joists, supplied and installed by the contractors.

**TS-1 : OPERATION AND WIRING**

**1.1) Operation:**

Operation of lift shall conform to the following requirements:

1.1.1) It shall not be possible to start the lift car under normal operation unless every landing gate is in the closed position.

1.1.2) The landing push buttons shall be operative during the whole time when an occupied lift car is in use. The landing push buttons shall register the call but the lift remains inoperative until the person or persons, using the lift have vacated the lift car and the landing gate has been closed. An emergency stop switch shall also be fitted on the top of the lift car for use of persons working thereon.

1.1.3) Momentary pressure of a car button shall send the car to the landing selected where the car shall automatically stop. After a car button is pressed, uninterrupted use of the car shall be ensured until the desired landing is reached and the car gate is opened and closed.

1.1.4) Momentary pressure of a landing button shall bring the car to that landing unless the car is already in use.

1.1.5) Every precaution shall be taken to ensure quiet operation of lift doors and machinery. The installation of the lift machine and any motor generator set shall prevent most of the noise by providing rubber cushions.

1.1.6) The lifts in the scope of work, shall operate on full collective control basis.



## **1.2) Electrical Wiring:**

1.2.1) All electric supply lines and apparatus in connection with the lift installation shall be so constructed and shall be so installed, protected, worked and maintained that there may be no danger to persons there from.

All metal casing of metal coverings containing or protecting any electric supply or appurtenances shall be efficiently earthed.

Suitable Caution Notice shall be affixed near every motor or other apparatus in which energy is used at a pressure exceeding 250 Volts.

The wiring for the lift shaft shall be carried out in H.G.M.S./ PVC conduit with copper wires and 5A. Plug socket with S.P. Switch mounted on H.G.M.S. /PVC box of suitable size at lift pit, lift shaft top and midway at alternate landing in lift shaft.

1.2.2) It would be a responsibility of the Tenderer to arrange an electric supply from meter room to Lift machine room, complete with electric cable, earthing wires, switchgear etc. In no case the work of Erection, Testing and Commissioning shall be held up for want of electric supply from Corporation.

1.2.3) For the purpose of fabrication, erection and testing etc. to complete the job, tenderer shall arrange for temporary Electric Supply at his own cost or use such available supply on the site and shall pay such charges as may be applied by concerned supply utility.

1.2.4) On carrying out complete wiring work, tenderer shall arrange to submit test report to Electric Supply authorities and get the meter connected and kept the lift ready for Testing and inspection of P.W.D. Inspector.

## **TS-2-A : PASSENGER LIFT**

### **2A.1.1) Passenger Lift Car**

Lift car shall be enclosed on all sides by means of the cage body, gates or doors and such enclosure shall be at least 2.1 meters in height.

The car interior (walls and roof) shall be made of Stainless Steel 304 grade 18 SWG panels. Elegant & aesthetically appealing powder coated panels, shall be used for car interior. Suitably false ceiling with appropriate nos. of energy efficient LED fittings covered with non-accessible glass to avoid contact/theft of LED, shall be provided. The lift car shall be fitted with at least one similar Emergency light fitting complete with cabin type noiseless fan/s for adequate ventilation.

Decision regarding approval of 'Total Car interior design' will be taken by concerned site-engineer in-charge. His decision shall be final and binding upon the lift manufacturer.

Minimum car area shall be specified in accordance with the requirements of the B & C Department of the Maharashtra State.

The car shall be provided with an emergency stopping device and an alarm signal, both operated by a push button switch, which shall be clearly marked. The alarm shall be clearly audible in the lift well and nearby passages, in order to obtain assistance in case of break down or failure between the floors.

The car may have plastic luminary flush panels and be provided with rounded corners. The material and/or finish of the car bodywork shall be durable to withstand frequent washing.

The amplitude of vibration in the car cage, shall not exceed 25 microns in running condition and 10 microns in standstill condition.

A solid roof capable of supporting 150 Kg. shall be provided. The car entrance shall be protected by a centre opening sliding steel door or two speed telescopic S.S. door as the case may be. Gate/door shall be hung on a steel track by ball bearing hangers and guided on a finished heavy section grooved sill on the car platform.

The car gate/door shall be equipped with an electric contactor/suitable mechanical device, which shall prevent the movement of the car unless the gate/door is properly closed.

The enclosure and door including their tracks shall withstand a thrust of 35 Kg. supplied normally at any point excepting vision panel without permanent deformation.

The car platform shall be constructed of structural steel shapes securely fastened together and designed on the basis of contract load evenly distributed. Platform for goods car shall be designed to suit the particular condition of loading. The minimum factor of safety shall be 5 for steel.

The car frame, which supports the car platform and enclosure, shall be made of structural steel and it shall be equipped with suitable guides and safety devices mounted underneath the car platform. The flooring shall be covered with a smooth M.S. platform with non-slippery G.I. chequered plate not less than 3 mm thick.

The factor of safety of the component parts and their connections shall not be less than 5 based on the ultimate strength of the materials and the static load imposed on them.

One 5A - 5 pin socket with switch and one light point with switch & bulb/CFL, all be provided in lift pit and at alternate landing in lift shaft, complete with wiring in approved manner. Also one 5A - 5 pin socket and one light point on the top of the lift car, similarly one 5A - 5 pin

socket and one light point below the bottom of the lift car, to be controlled by an independent switches, shall be provided for the use of maintenance staff.

A set complete with one 40/60/100 watts 240 volts lamp or 23/28 W CFL of approved make, 3 meter long PVC 3 core flexible cord terminated in 3 pin plug, shall also be supplied for each lift, for maintenance staff.

All the lights and outlet points shall be connected to a separate circuit independent of lift mains and control wiring.

Lift contractor shall carry out the necessary wiring in the conduit / troughing / cabling from the lighting D.B. in lift machine room, if any.

Car operating panel (COP) shall also have 'key switch' to keep the car operation in 'ON' or 'OFF' mode, in addition to normal provision of 'Attendant Key switch' & other necessary buttons.

Display inside the car, shall preferably be fitted above car doors or within the car wall having doors, nearer to ceiling & easily viewable.

#### **2A.2.2 Electric Door Operator for Car Door and Hoistway Doors of Passenger lift :**

Contractor shall furnish and install Electric Door Operators for opening and closing the car door and the hoist way door. The equipment shall consist of a machine on the elevator car, operating the car door when the car is stopping at a landing. The car door and hoist way door shall be mechanically connected and shall move simultaneously in opening and closing.

The car door and the hoist way door shall be power opened and power closed and shall be checked in opening and closing with an oil cushioning mechanism built into the gear unit.

The landing entrances as well as the car-door, shall have peep window of toughened transparent glass or similar transparent material, of approximately 200X300 mm size, so that one can see inside the car from outside or vice-versa, for safety purpose.

Each hoist way door shall be provided with an inter-lock, which shall prevent movement of the car away from the landing until the doors are locked in the closed position as defined in the I.S.I.codes.

An electric contact for the car door shall be provided which shall prevent car movement away from landing unless the door is in the closed position as defined in the ISI Codes.

Necessary switches shall be provided in the elevator machine room to control the operation of the doors.

The car door and the hoist way door shall open automatically when the car stops at a landing. The closing of the car door and the hoist way door must occur before the car can be started. Doors can be stopped and reversed during their closing motion, as soon as any of the safety shoe provided

on either side of door is pressed/activated, the door shall automatically close after predetermined time interval.

Contractor shall furnish and install for the car and each landing sliding door, sheave type two point suspension hangers complete with tracks, Sheaves and rollers shall be of steel and shall include shielded ball bearing to retain grease lubrication. Adjustable ball bearings rollers shall be provided to take the upward thrust of the doors.

Tracks shall be of suitable steel section with smooth surface, landing gates/doors including hangers and tracks shall withstand a thrust of 35 Kgs. applied normally at any point except vision panel without causing any damages. S.S.304 grade panels used for car and landing doors shall be of 18 SWG.

### **2A.2.3 - Hoist Motor of Passenger lift :**

The Gearless, Energy Efficient, electric hoist motor to be installed in lift machine room above, shall have bearing specially built for heavy duty hoisting service. The motor shall be conforming to relevant I.S. or International Standards and shall be able to withstand all the routine as well as type tests, as specified in I.S. or relevant International Standards.

It shall be also suitable for frequent reversals, high starting torque and low starting current with Class 'F' Insulation, Minimum of permissible, and operations per hour shall not be less than 120. The protection shall be IP-40.

The motor shall be rated for 30 minutes continuous service with 115°C rise above ambient temperature. The motor noise shall not exceed 55 dB on No-Load. The motor vibration shall not exceed 0.45 mm/sec on No-Load.

The motor shall be designed in such a way to withstand occasional over loading of one fourth of rated capacity.

The motor shall have a good speed regulation under different conditions of loads. The windings shall be robust in design and adequately insulated for tropical climates and mechanically strengthened with double varnishing.

The motor of lift machine or the worm shaft shall be arranged so as to provide hand winding facilities, with suitable marking for up and down direction of travel of the lift cage.

Electric motor shall be of suitable duty, energy efficient and working on 3 ph. A.C. 50 c/s electric supply.

The motor shall be installed using heavy duty channel of suitable size & using anti vibration rubber pads to damp vibration. The thickness of the rubber pad should be minimum 25 mm. The noise level in the machine room, if any, shall not exceed 75 db.

### **2A.3 - Controller:**

The control panel shall have microprocessor based control with operational card file containing logic board with microprocessor chip and erasable programmable chips to monitor and take over the commands of elevator for flexibility of program, better leveling, reduced waiting time, shorter travel time and easy maintenance. This will also indicate detection of stuck hall button, over current protection, motor, failure protection.

There will be a provision of segmented displays provided in the logic board, for quick identification of fault and restoration of normal operation. Control panel shall be of 14/16 SWG CRCA pretreated in the seven tank process & powder coated.

The control panel shall be compact, incorporate solid state, electronic circuitry for efficient & smooth operations to monitor traffic control. The material used shall be of best quality. The switches, contactors and relays shall be compact and robust in construction and smooth in operation. Controller shall have variable speed arrangement with leveling accuracy of 3.00 mm.

The controller shall have built in electronic contactors and relays etc. to protect lift motor, protective relays shall be provided to automatically apply the brake if any of the safety devices fails to operate including power supply failures at any time. In the event of an earth fault with any door open, the lift shall not work.

No operation of a spring or springs in tension nor the completion of another electric circuit shall depend upon to break the circuit to stop the lift at terminal landings.

The interruption of the electrical circuit shall stop and/or shall prevent the movement of the car. Protection shall be provided in the controller to protect the lift equipment against phase reversal, low voltage and phase failure.

No control system shall be used, which depends on the completion or maintenance of an electrical circuit for the interruption of the power supply and application of the electric-mechanical brakes, when the lift cage reaches the terminal floors.

The controller shall be provided with ventilating fans of 1.5 CFM or suitable capacity & of suitable size.

Enclosure shall be sheet steel powder coated with proper mounting arrangement. It should withstand vigorous atmospheric conditions.

Controller shall have provision of display to show the status of movement of lift car. Controller enclosure/body shall also have Bulb/LED array lights with auto/manual switch, for maintenance in bad light, such that it shall neither disturb door closure/opening nor create hindrance while maintenance.

Controller enclosure shall have separate partition, preferably to incorporate ARD equipment/s.

#### **2A.4 - Brakes:**

When metal to metal contacts are used on the controller switches, for opening the main circuits, or for stopping a lift machine, at least two independent direct current brakes shall be incorporated in the design, either one shall hold full load.

The direct current brake shall be spring applied, electrically released and designed to provide smooth stops under variable loads.

The brakes shall be unaffected by overloads or temperature and shall hold load securely and positively when lift stops. The brakes shall be highly wear resistant.

No single earth fault, short circuit or counter electromotive force shall prevent the brake from being applied during normal operation.

#### **2A.5 - Governor:**

Governor shall be placed where it cannot be struck by the lift car or counter – weight in the event of over-run.

Governor for car safety gears shall be adjusted to actuate the safety gear at not less than 115 percent of rated speed and the maximum Governor tripping speed shall be not more than 140% of rated speed. No Governor shall be required to operate the safety gear at less than 45 mm. per minute.

Governor shall be marked with its tripping speed in terms of car speed in meters per minute and shall be provided with suitable casing.

The motor control and brake control circuits shall be opened before or at the time the Governor trips.

Governor ropes shall not be less than 8 mm. in dia. and shall be of traction steel and of suitable construction. The ropes shall run clear of the governor jaws during normal operation of the lift. Governor gears shall have self-lubricating bearings so as to not to require frequent attention.

#### **2B.6 Emergency Safety Devices:**

The lift shall be provided with one or more car safety devices, attached to the lift car frame and preferably placed beneath the car. The safety devices shall be capable of stopping and sustaining the lift car with rated load in the car.

The safety gears to be used shall be of the following types:

- a) Instantaneous type limited to speed not exceeding 60 Mtrs./min.
- b) Gradual wedge clamp (GWC) type with gradual increasing retarding force.
- c) Flexible guide clamp (FGC) type with constant retarding force.

The lift shall be equipped with an over speed governor device, which shall operate to apply the safety gear in the event of the speed of the lift car in the descending direction exceeding a predetermined limit.

The operation of the safety devices shall not cause the lift car platform to become out of level in excess of 3 cm. per metre measured in any direction.

When the safety gear comes into operation, it shall automatically open the operating circuit but it shall be possible for a responsible person to release the safety gear after a thorough inspection of the equipment and taking of any necessary precaution by reversing the direction of the motion of the machine.

The safety device shall be such that it can be released as soon as the lift car is raised.

The safety gear shall operate to stop and sustain the lift car in the event of failure of the suspension ropes or in the event of the lift exceeding a predetermined maximum speed in the descending direction.

Every safety gear shall operate positively and mechanically independent of any springs/used in its construction. Keys of good quality shall key any levers or dogs operated by shafts to such shafts.

The design of the safety gear shall provide for its application to both guides and to each side of such guides substantially equal. Any additional rope used solely for the purpose of operating the safety gear shall be laid over independent pulleys, running on independent shafts.

All bearings for drums and shafts in connection with the safety gears shall be of non-ferrous metals.

No safety gear shall depend on the completion or maintenance of an electric circuit for its operation. All safety gears shall be applied mechanically.

The gripping surfaces of the car or counter weight safety gears shall not be used to guide the lift cage or counter weight but shall run free of the guides during normal operation of the lift (A rail or ratchet shall not be held to constitute a sufficient safety for lift traveling in a vertical or substantially vertical direction.

#### **2A.7 - Automatic Rescue Device (A.R.D.) for Passenger lift only :**

If the power fails during the normal operation of lift, ARD should immediately come in action and the lift must halt/stop/reach at nearby landing floor, smoothly with normal deceleration. The lift must reach to nearest landing floor within 60 seconds after main power failure. The automatic doors open up now for people to come out of car and the door must remain open till the main power supply comes. The lift must not operate in any manner till the main power supply resumes. A visual indication as well as audio announcement must be available in the cabin during this instance to warn the passengers of the power failure. An audio announcement shall be either in Marathi /Hindi / English or in all the three languages one after another, as per selection. Message of announcement during ARD operation, shall be got approved from MCGM.

ARD should immediately come in action, even in case of occurrence of faults like phase reversal & phase imbalance, in addition to power failure.

The Automatic Rescue Device (ARD) will consist of a battery charger, lead acid maintenance free batteries fitted in a separate control cubical of 16 SWG sheet steel. The panel shall have provision to visually indicate status of battery charge/potential, etc.

At least one light source/fitting and one fan, inside car cabin, shall remain 'ON' during ARD operation.

#### **2A.8 - Infrared Light Curtain for Passenger lift :**



**The lift doors shall be provided with a safety device in the form of infra red light curtains. This shall prevent the lift doors from closing, in case of any obstruction. The Infrared Light Curtain should have minimum 47 beams arranged in crisscross manner to a minimum height of 1600 mm. This infrared light curtain should have no effect of ambient light on its operation. Any faulty beam should be detected and fault indicators should turn on to inform the operator about the fault status.**

This light curtain should be housed / embedded in a mechanical safety edge to give double protection on door detection. In case of failure of infrared light curtain, this conventional mechanical edge safety should extend protection to humans while entering the lift.

#### **2A.9 – Indicators and Signaling System :**

**Signaling system shall be of all bell type and the lift should be provided with –**

- a) Manual reset light annunciator mounted flush in the car and connected to one heavily insulated type of call buttons at all landings including all wiring, bell transformers etc. The car annunciator box shall contain a single/double row of light indicators numbered to correspond to the various landings.
- b) Luminous UP/DOWN indicators incorporated in push button face plates shall be provided at all landings.
- c) Illuminating type hall position indicator on all landing to indicate the position of the car on the hoist way.
- d) Illuminating type & audio announcement of car position indicator in the car.
- e) The signaling system shall work on main supply and during ARD operation as well. The wiring for the same shall be independent of the lift wiring.
- f) Digital Dot-Matrix scrolling / LED display at all floors except Ground floor & car.
- g) LCD display at Ground Floor.
- h) LCD display in Car above the door.
- i) Infrared safety throughout the door height.
- j) Automatic Rescue Device.
- k) Alarm bell shall be operated on D.C. battery.
- l) Firemen switch on ground floor as per fire protection rules.

- m) Over load indicator - The lift shall be equipped with a system of over passenger over load safety. In case the persons or overload exceeds the rated capacity of elevator, it will not start at all. The system shall be with audio and visual indication.
- n) Floor-Numbers on the Car Operating Panel & Landing Operating Panel should also be present in “Braille” character/font of sufficiently large dimensions, suitable for blind people. [As per government directives for physically handicapped persons. In case of non-compliance, competent authority i.e. PWD/Lift Inspectorate will decide in the matter, at the time of issuing permission.
- o) Chime / gong producing sufficiently loud audio signal shall be provided when lift reaches any of the landing position, to indicate lift arrival at that landing.
- p) Hot-line communication between lift car and control center shall be provided along with necessary instruments, in case of lift breakdown.

#### **2A.10 - Ropes:**

The hoist ropes shall be of traction steel of suitable size, construction and number to ensure proper and smoothest kind of hoisting service and satisfactory wearing qualities.

The ropes shall be non-spinning type having safety factor not less than twelve. The tension in a suspension rope shall be related to the operating conditions as a whole e.g. rope speed, ratio of diameter of pulley, sheave, type of rope groove and intensity of service as well as to its breaking load.

Every lift car or counterweight rope shall be in one length and free from joints. The car and counter weight ends of the suspension rope shall be fastened by spliced return loops, clipped returned loops or individual tapered babbited sockets. Loops shall not bear directly on their fixing, but shall be lined with proper thimble eyes or equal protection.

In all cases, the fastening shall be capable of sustaining a load not less than 80 percent of the ultimate strength of the undisturbed rope.

Means shall be provided to equalize the load on the individual suspension ropes. Tensioning devices for compensation ropes, governor ropes and the like shall be protected against damaged due to falling objects. The minimum diameter of ropes for car and counterweight shall be not less than 8 mm. A substantial handhold shall be provided at a convenient height surrounding the guard but clear of the ropes. Suitable degreasing arrangement shall be provided in the machine room.

The suspension ropes shall conform to I.S. 2365/1977 & I.S. 14665:1999-2000 Part-I to Part-5.

#### 2A.11 - Counter Weight:

Frame type counter weights made of cast iron shall be employed. The sections being secured by rods passing through holes in all sections, having locknuts at each end, further secured by solid pins. Factor of safety of the threaded portion of the rods shall be not less than ten.

The traction shall be such that no appreciable slip shall occur under normal conditions but that slip shall be free to take place upto the landing of either the car or the counter weight.

The guide shoes of counterweight shall be fixed and adjusted so that play in the direction of the width of the counterweight does not exceed five mm.

Adjustable guide shoes on counterweight shall be so designed that their correct adjustment shall be maintained independent of the tightness of bolts or set screws through slotted holes. Rod type counterweight shall be slotted for use with the steel guides in which case separate guide shoes need not be fitted.

The counterweight shall be equal to the weight of the complete car and approximately 40% of the contact load. The operation shall be smooth and economical.

A substantial metal counterweight guard with steel frame work of required length shall be provided at the bottom of hoist way.

#### 2A.12 – Guides:

Car guides and counterweight guides shall be of machine steel 'T' sections, guides shall be continuous through out the entire length and shall be provided with adequate iron or steel brackets or equivalent fixing.

It will be designed and spaced in such way that the guides shall not be deflected more than 5mm under normal operation. Guide brackets and shims, if any, shall be of steel and shall not be directly supported and fastened to the lift well enclosure walls unless such wall is of such construction and strengthened as to adequately withstand the thrust imposed on the guides under all conditions of the lift service.

The fastenings shall be built in the walls by means of bond blocks or expansion bolts or through bolts with metal plates of such thickness and size as to adequately distribute the load on the wall.

Guides shall be arranged to withstand the action of the safety gear when stopping a counter weight or fully loaded car. Guides shall be of such length that it shall not be possible for any of the car or counterweight shoes to run off the guides.

Regular greasing and lubrication is to be done as required. Oil shall be distributed evenly to the guide rails and the rate of feed shall be adjustable.

#### 2A.13 Buffers:

Spring type buffers shall be fitted below the lift cage. Buffers shall be placed symmetrically with respect to the center of gravity of the lift cage within a tolerance of 5 cm. and shall be so arranged that the lift cage in ordinary circumstances of the operation, cannot strike them.

Counter weight shall be fitted with buffers, similar to those specified for lift cage and arranged symmetrically below the weight.

Buffers in the pit shall be mounted on the steel channel/concrete blocks, which extend between both car and counter weight guide rails provided by the contractor.

#### 2A.14 – Limit Switches:

Lift shall be provided with upper and lower normal terminal limit switches to stop the car automatically within the limit of top of car clearance and bottom run (by over travel) from any speed attained in normal operation. Such limit switches shall not be independent of the operating device, ultimate or final limit switches and the buffers.

Normal terminal limit switches shall be fitted in the lift car or in the lift well or in the motor room and such switches shall be brought into operation by the movement of the lift car. The switch and the spring buffers shall be so arranged that the switch shall open before the buffers and engaged.

Ultimate or final limit switches shall not be mounted on the lift cage and shall be operated by the movement of the lift car in the lift well within the limits of normal travel.

Ultimate or final limit switches shall not control the same switches on the controller as those are controlled by the terminal limit switches unless two or more separate and independent switches are provided, two of which shall be closed to complete the motor and brake circuit in each direction of travel, when the ultimate or final limit switches control the same switch or switches on the controller as the operating device or the terminal limit switches, they shall be connected in the control circuit on the opposite side of the line.

Ultimate limit switches designed to open the main circuit of the motor may control the same switch or switches on the controller as those controlled by the terminal limit switches but when such ultimate limit switches are employed on direct current power supplies they shall be provided with additional contacts to control the brake circuits.

All ultimate or final limit switches shall be of enclosed type and shall be mounted properly. The movement of the lift car shall open the contact of all such switches positively and mechanically.

### **2A.15 - Electrical Work :-**

The electrical work shall be carried out as per General & Technical Specifications specified in M&E SOR – 2018, using FIRST CATEGORY material approved in M&E SOR –2018.

The electrical work comprises of following works: -(Applicable to all lifts)

One 5A - 5 pin socket with switch and one light point with switch & LED lamp, shall be provided in lift pit and at each landing in lift shaft, complete with wiring in approved manner.

All the lights and outlet points shall be connected to a separate circuit independent of lift mains and control wiring.

Lift contractor shall carry out the necessary wiring in the conduit / troughing / cabling /casing capping from the lighting D.B. in lift machine room.

#### **2A.15.1 - Switchgears at Service & distribution position**

- a) 63 Amp 440 V TPNMCCB with metal enclosure with fuse (one at service and one in each Machine room for every proposed lift at distribution position for all the proposed lifts.) – Total 2 Nos / As per requirement of PWD inspector
- b) 32 Amp, 250 V, MCCB ( one at service and one in each Machine room for every proposed lift at distribution position for every proposed lift ). – Total 2 Nos./ As per requirement of PWD inspector
- c) 32 Amp DPMCB and 3 way 10 Amp SPMCB per way = 1 No each at distribution position in Machine room lighting for each lift – 1 No. ./ As per requirement of PWD inspector

#### **2A.15.2 - E.L.C.Bs.**

- a) 40 Amp 2 Pole E.L.C.B. with 30 mA sensitivity and complete with interconnection and wiring, M.S. enclosure = 1 No. for each lift / As per requirement of PWD inspector.
- b) 63 Amp & 4 Pole E.L.C.B. with 30 mA Sensitivity and complete with interconnection and wiring, M.S. enclosure = 1 No. for each lift / As per requirement of PWD inspector.

#### **2A.15.3 - M.S. Angle / Flat bar frame work**

Switchgear at service (in Meter room) and at distribution position (in Machine room) shall be fixed by using:-

5. M.S. Angle: 40 x 40 x 5 mm size.
6. Flat bar: 40 mm x 5 mm thick.

#### **2A.15.4 - Cable**

Power supply cable and lighting cable from service point to machine room for the lift, through lift shaft, lift shaft wiring and machine room wiring with switchgears, fittings and fixtures. The copper armoured cables shall be fixed on wall / ceiling from Switchgear at Meter room through the lift well to switchgear at distribution position in Machine room of followings: –

- a) Power Cable – 4 C x 16 sq.mm copper / As per requirement of PWD inspector for proposed lifts.
- b) Lighting Cable – 2 C x 6 sq.mm. Copper / As per requirement of PWD inspector for proposed lifts.

#### **2A.15.5 - Cable end terminations**

Providing cable end terminations at incoming and outgoing end of copper armoured power and lighting cables-

- a) 4 core x 16 sq.mm.
- b) 2 Core x 6 sq.mm

#### **2A.15.6 - Point Wiring**

- a) Providing lighting wiring using copper cable of 2 core x 2.5 Sq.mm 1100 V grade with proper saddle support at 1 feet along the run of cable in lift pit and lift well for inspection and maintenance purpose. One ordinary lamp point and plug point of 5/6 Amp with S. P Switch at lift pit and lift shaft top and midway shall be provided as per requirement.(Repeat)
- b) Point wiring in Casing-N-Caping with 1.5 Sq. mm copper conductor, 1100 V grade shall be provided in lift Machine room for 1 no. of exhaust fan, The exhaust fan shall be enclosed in safety covers / wire mesh.

#### **2A.15.7- Fittings & Fixtures**

Following fittings and fixtures shall be provided: –

- i) Ordinary lamp points at each floor in lift well and in lift pit with 12-18 Watt LED as per point wiring provided at lift well, for every lift well.
- ii) One no. of bulkhead fitting outside every lift Machine room.with point wiring.
- iii) One no. of Exhaust fan 380 mm sweep, 900 RPM, Single ph., 2350 CFM shall be provided for lift Machine room as per point wiring in lift Machine room.

### **2A.15.8 - Meter Leads ( If required)**

Providing 3 single core cu wires of 25 Sq.mm. sizes for phases and 1 single core wire of 10 Sq.mm for Neutral for 63 Amp MCCB switch & 6 sq. mm cu wire for 32 A MCCB, lead through PVC flexible pipe with proper fixing arrangement

### **2A.15.9 - Earthing**

Earthing station with 600 mm x 600 mm x 6 mm galvanised iron plate & 50 mm dia. G.I. pipe, 3000mm long GI pipe (Class B or better) earth pit as per IS 3043. The earth pit shall be provided with watering pipe (Class B) with wire meshed funnel, 25x3 GI strip / 8 SWG GI wire up to chamber (wire or strip size as per fault level), disconnecting links with 600 x 600 mm (clear) RCC chamber & heavy duty 3mm thick CI chequered plate cover with hinge & stainless steel bolts. Bentonite/ Charcol & Salt shall be provided for earth pits. Excavation, backfilling, removal of excess soil is included in the scope. / As per requirement of PWD inspector for proposed lifts.

### **2A.16 - Civil Work**

The scope of civil work consists of following works :-

- i) Brick masonry wall works for & around landing doors if necessary, Chipping of walls, door openings, fascia plates architraves, making holes in the walls / slab. Minor civil works in lift pit & shaft, complete with final finishing plaster, white wash, civil work in lift pit along with white glazed tiles on the wall and flooring, grouting etc. & removal of old lifts (if) including marble architraves at each landing. Making lift openings as per required size for landing doors.
- ii) Tenderer shall examine the maximum bending moment of the beam & structural stability of lift shaft / structure, Lift machine platform etc. and suggest the strengthening if required with detailed working.
- iii) A Firm, stable and sturdy scaffolding shall be erected in the hoist way for carrying out the lift work.
- iv) Barriers should be provided across all open entrances to avoid chance of accident.

**The minor civil work which is not included in the specifications but required for commencement of lift in all respect should be carried out by the Tenderer without any additional financial implications.**

### **2A.17 - Testing:**

Various tests and thorough inspection shall be carried out during manufacturing of the lift components to ensure that they comply with the standard practice. The following tests shall be carried out after lift installation and before it is put into normal service.

The lift manufacturer shall provide the necessary test weights and instruments without any extra cost.

2. Tests to determine the insulation resistance.
3. Tests to determine that earthing of all the conduit switch casings and similar metal work is continuous.
4. Tests to determine that the motor (including no load test), brake, control equipment and door locking devices function correctly.
5. Tests to determine that the lift car shall raise and lower at rated load.
6. Test to determine that the lift car shall attain rated speed.
7. Tests to determine that the safety gear shall stop the lift car with rated load.
8. The runway test shall be carried out with all electrical apparatus operative except for the over speed contact or cutout on the governor. For the lifts operating directly from alternating current, the governor shall be tripped by hand at the maximum speed obtainable.
9. Testing the ARD device operation on power failure & overload audio-visual warning indicator.

#### **2A.18 - Tools**

The Tenderer shall provide required branded tools for user department for ordinary maintenance work along with tool box.

Tool box shall contain normal plier, nose plier, 12”screw driver, continuity tester, required ring & patti spanners, adjustable spanner, rawl plug, cable/wire stripper etc.

#### **TS -3 :: STEEL MATERIALS**

This specification comprises of supply, installation, testing and commissioning of steel material / structure / items required to provide for the lift, like sill support angles, fascia plates, hitch plates, steel ladder in the lift pit , M.S.trap door cover with frame, supporting beams in the lift machine, R.S. Joist / beam / channel, M.S. chequered plate platform and other allied work in the lift shaft and lift pit.



The structural steel framework in the lift shaft for supporting the lift machine shall be provided as per manufacturer's design and suggestions.

If necessary, M.S. Grill partition for lift machinery for safety purpose shall be provided.

Complete M.S. structure shall be tested for its mechanical stability.

### **PART - 3**

#### **TERMS / CONDITIONS / SPECIFICATIONS i.e. (SCOPE OF WORK) FOR SERVICING AND MAINTENANCE OF LIFTS**

##### **PREAMBLE:**

It will be sole responsibility of the contractor to keep the Lift in safe working condition at all the time as per relevant Standards, Rules and Regulations in force. The contractor should be holder of License from the Lift inspector and permission from the appropriate authorities to service and maintain adequate number of lifts till DLP.

1. The contractor shall use the services of trained, appropriately skilled personnel who shall be directly employed and appointed by the contractors. They shall be qualified and experienced to keep the entire Lift and its equipments in proper working condition. They will also take all reasonable care to maintain the equipments properly adjusted and they will take all reasonable care to maintain the Lifts in efficient, reliable, neat, tidy and safe operational condition so as to meet all the P.W.D.'s / Lift Inspectors requirements.
2. The contractors shall give service and maintenance program every month in advance. The contractor shall direct their said personnel as per scheduled program given and approved by user department to the above said Lifts once in a month during working hours to examine, lubricate and adjust the equipments of the Lifts in presence of either Municipal Engineer or concerned person of user department. They shall obtain from them, signature on the servicing/maintenance documents with Names, Designation etc.on the letter head of the

contractors for each monthly servicing repair and maintenance and produce the same in every quarter along with bills.

The contractor shall check, adjust, clean and lubricate all the items mentioned below and enter into logbook duly signed, at least once a month.

- a) Abrasion in main Diverter sheaves.
- b) Wear and Tear in Main Ropes.
- c) Break setting and leveling.
- d) Normal operations of all gates.
- e) Gate Lock inter- locking of all gates.
- f) Guide shoes, gate lock ram checking.
- g) Three phase safety tipping
- h) Over speed governor checking
- i) Buttons, Signal checking of all floors.
- j) Condition of cable wiring etc.
- k) All contacts, circuits, relay should be checked for physical condition and their settings.
- l) Condition of motor, driver and all major equipment with proper oiling and greasing of the same.
- m) Machine, thrust bearings, bushings worm shaft and wheel.
- n) Lift motor, motor generator, motor windings, rotating element, commutator and bearings.
- o) Controller, P.C.B.Drives, transducer, resistors, condenser, power amplifier, transformers, coils, contacts, leads, tinning device, dash pots etc.
- p) Governor, Governor sheave, shaft assembly, bearings, contacts and Governor jaw.
- q) Car and all landing gates, hoist way door, inter locks, door hangers, door contacts, auto doors safety shoes, deflector or secondary shoes.
- r) Guide rails, car & counter-weight and their guide shoes, buffer springs.
- s) Break safety system, break contact lining and components.
- t) Clean the lift well properly.
- u) Clean the cabin cage from inside and out side, the fan, the Lift pit etc. properly.
- v) Car and hall buttons, position indicators, hall lanterns, direction indicators, landing signals fixtures, top and bottom safety switches etc.
- w) Examine the ropes and their attachments, safety devices, door locks, worms and gears, all moving parts etc. and functioning of over load indication devices.

3. If the Lift motor or any part is found burnt during normal use, the same shall be replaced / repaired immediately at the cost of contractor. The contractor shall replace all the spare parts free of cost immediately for normal wear and tear whenever necessary. The yearly cost of the service and maintenance shall be inclusive of the above .
4. The contractor shall arrange to direct the maintenance personnel to attend the Lifts immediately after receipt of break down call from the Municipal Engineer or authorised representative of the user department. The contractors shall give priority in their service, repair and manufacturing facilities to restore the equipments to normal service. In no case, the breakdown shall be kept unattended for more than two hours.
5. The contractors shall attend to any number of breakdown calls between 6.00 A.M. to 10.00 P.M. on all days including Sundays and Holidays and in case of Emergency during night hours under unavoidable circumstance.
6. The contractor shall arrange to repair the Lift installation expeditiously without causing any inconvenience to the user department, failing which the repairs shall be got done at risk and cost of the contractors. However, in case of any major breakdown the contractor shall consult the Engineer concerned to carry out the repairs, which shall be completed within a day.

If any of the lift installation is not attended or not repaired for more than 15 days, penalty of Rs. 200/- per day will be charged, till the lift put back in operation after due repairs. The contractor shall not be paid the corresponding repair charges proportionately for the said lift.

~~Lifts shall be normally painted after through scrapping once in two years. P.V.C. flooring shall be replaced once in two years.~~ The selection of the Lifts for above works will be made by M.C.G.M. authorities.

7. The contractors shall inspect the Lift with Engineer concerned along with the Inspector of Lifts of P.W.D. and see that license is renewed with all compliance of P.W.D. requirement whenever called for.
8. The contractors shall have to carry out the work of repairs, maintenance and replacement of parts in good workmanship manner as per standard practice & Rules & Regulations of Lift Rules enforce.

9. The contractor shall maintain record of all the repair, servicing and maintenance works carried out and shall submit the necessary log- cards duly signed and stamped by Municipal Engineer or authorized person of user department to the office of Executive Engineer ( SIC) Eastern Suburb at School Infrastructure Cell, Dadar (W) in each quarter.

The contractor will furnish the program of servicing and maintenance of Lifts for the whole year with date and timing etc. immediately after handing over to the user department with a copy to Executive Engineer ( SIC) Eastern Suburb at School Infrastructure Cell, Dadar (W) within a week. Any changes in the above scheduled program shall be informed in Advance.

10. The contractors shall have to carry out any other work which is not included in the above terms and conditions under the instructions from Executive Engineer ( SIC) Eastern Suburb at School Infrastructure Cell, Dadar (W) Office with due approval of rates etc. for the satisfactory working of Lifts.

11. Before quoting the rates the Tenderers shall inspect the Lift installations. No extra claim whatsoever will be entertained later on during the contract period.

12. The contractor will replace all the parts (including indication lamps switches wire, cables, emergency lights batteries etc.) whenever found necessary due to normal wear and tear at their cost.

Further, though the costs of replacement of the following items are not charged extra as the replacement of the same is covered under DLP / comprehensive maintenance contract for the normal working of Lifts with usual wear and tear, the contractor shall specifically quote the rates for the following which may become necessary in unusual circumstances:-

- i. Replacement of Ropes
- ii. Repairs to collapsible gates of car and landings.
- iii. Car enclosure (removable panels) door panels, hung ceiling, light diffuser, handrails, frames, sills etc.
- iv. Automatic Rescue Device.
- v. Audio Video overload warning indicator.
- vi. Infrared Light Curtain.
- vii. Repairs to cabin fans.
- viii. Rewinding of motors.
- ix. Any other items.

The above rates will be applicable when repairs and replacement becomes necessary due to accidents, leakage / seepage of water or such reasons which are beyond the control of contractor. The Engineer of contract will decide the responsibility in such cases whose decision will be final.

13. The complete safety of human Life and the machinery and other parts of the lifts while carrying out the service and maintenance of the Lift will be the responsibility of the contractor. Any damages caused to the municipal property will be recovered from the bills
14. The contract is terminable by either party, giving one calendar month's Notice in writing to his intention to discontinue it.
15. In case of disputes Municipal Commissioner's decision will be final and binding to both parties.
16. The questioners shall specifically state there past experience in maintaining such lifts and also furnish the detailed List of Lifts maintained by them.
17. Attend the complaints free of cost whenever called by Corporation.
18. Whenever found necessary, the Contractor shall replace the spares and other parts of all the equipment's integrated to the lift operation, safety and statutory requirement free of cost.
19. The contractor shall check the performance of the lift after servicing by noting various operating parameters such as temperature control, load, setting etc.
20. The contractor shall invariably clean the premises of lift car top, lift pit and lift shaft, after carrying out the servicing work.
21. The contractor shall submit a preventive maintenance schedule for each lift and get it approved from the user dept.
22. The contractor shall submit the copies of service reports (duly signed by the user dept.) to Executive Engineer ( SIC) Eastern Suburb at School Infrastructure Cell, Dadar (W) every month.
23. **The contractor shall have setup to receive & attend the complaints with landline / mobile nos. before handing over of lifts. The break-down complaint shall be attended within 2 hours from intimation by the user deparment.**

24. The contractor / firm has to arrange a technically qualified liaisoning officer in respect of day to day servicing and maintenance of lifts, who will keep regular contact with the office of user department and attend to the defects informed to him immediately. He shall give feedback to MCGM after complying with the rectification / repairs.

**MUNICIPAL CORPORATION OF GREATER MUMBAI**

**Part 4**

**Technical Details of Passenger Lift**

**Subject :** Supply, Installation, Testing, and Commissioning of 03 Nos. of Gearless type Passenger Lift for Gr+6 (2nos) & Gr+3 (1no) floors (10 persons, 680 kg capacity) at Demolition & Reconstruction of Shivajinagar Municipal School No. 1 (old) on plot bearing CTS no. 1 (pt) at Village Deonar, in M/E Ward.

<b>LIFT</b>		
<b>Sr. No.</b>	<b>Description</b>	<b>Particulars</b>
1	Type	: <b>Passenger &amp; fire lift</b> with gearless machine to be installed in machine room above shaft
2	Capacity	: 10 passengers
3	Speed	: 1 mps
4	Type of drive	: V V V F
5	Travel	: (Gr.+ 6) & (Gr.+3) floors.
6	Serving floors	: As above
7	Entrances	: 7 & 4 Nos.

8	Roping	: 2:1 or as required PWD
9	Lift pit depth	: Approx. 1.8 mtr.
10	Lift shaft / Well size	: 2.1 mtr. X 2.1 mtr. approx Central Door Opening : 800 mm (W) x 2000 mm(H)
11	Lift Car details	: Cabin stainless steel #4 (hairline), Stainless steel (304 Grade & 18 SWG ) body.
12	Car gate details	: Centre opening / telescopic, automatic, power operated, inner portion of stainless steel with maximum opening.
13	Landing gate details	: Centre opening / telescopic, automatic, power operated, inner portion of stainless steel with maximum opening.
14	Method of operation & control	: Simplex full collective
15	Defect Liability Period (DLP)	: 03 (three) Years
16	Fire Lift	: Simple toggle or two button switch situated in glass fronted box adjacent to the lift at the entrance level & compliances of all other CFO norms.
17	Make / Brands	: As per CPWD category 'A' namely M/s Otis, M/s Kone, M/s Mitsubishi, M/s Schindler, M/s Johnson only.
18	Additional features required :	<ul style="list-style-type: none"> <li>a) Brail codes on all push buttons in lift car &amp; outside panel.</li> <li>b) Announcement system.</li> <li>c) Hand rails for physically challenged and senior citizens.</li> <li>d) COP shall be at appropriate level as per required for physically challenged persons.</li> <li>e) To fix Lift Operating License in lift car.</li> </ul>

**SECTION 14**

**FRAUD**

**AND**

**CORRUPT**

**PRACTICES**



## **FRAUD AND CORRUPT PRACTICES**

1. The Applicants and their respective officers, employees, agents and advisers shall observe the highest standard of ethics during the Bidding Process. Notwithstanding anything to the contrary contained herein, the Authority may reject an Application without being liable in any manner whatsoever to the Applicant if it determines that the Applicant has, directly or indirectly or through an agent, engaged in corrupt practice, fraudulent practice, coercive practice, undesirable practice or restrictive practice in the Bidding Process.

Without prejudice to the rights of the Authority under relevant Clause hereinabove, if an Applicant is found by the Authority to have directly or indirectly or through an agent, engaged or indulged in any corrupt practice, fraudulent practice, coercive practice, undesirable practice or restrictive practice during the Bidding Process, such Applicant shall not be eligible to participate in any tender or RFQ issued by the Authority during a period of 2 (two) years from the date such Applicant is found by the Authority to have directly or indirectly or through an agent, engaged or indulged in any corrupt practice, fraudulent practice, coercive practice, undesirable practice or restrictive practice, as the case may be.

For the purposes of this Clause, the following terms shall have the meaning hereinafter respectively assigned to them:

- **“corrupt practice”** means

the offering, giving, receiving, or soliciting, directly or indirectly, of anything of value to influence the actions of any person connected with the Bidding Process (for avoidance of doubt, offering of employment to, or employing, or engaging in any manner whatsoever, directly or indirectly, any official of the Authority who is or has been associated in any manner, directly or indirectly, with the Bidding Process or the LOA or has dealt with matters concerning the Concession Agreement or arising there from, before or after the execution thereof, at any time prior to the expiry of one year from the date such official resigns or retires from or otherwise ceases to be in the service of the Authority, shall be deemed to constitute influencing the actions of a person connected with the Bidding Process); or

save and except as permitted under the relevant sub clause, engaging in any manner whatsoever, whether during the Bidding Process or after the issue of the LOA or after the execution of the Concession Agreement, as the case may be, any person in respect of any matter relating to the Project or the LOA or the Concession Agreement, who at any time has been or is a legal, financial or technical adviser of the Authority in relation to any matter concerning the Project;

▪ **“fraudulent practice”** means a misrepresentation or omission of facts or suppression of facts or disclosure of incomplete facts, in order to influence the Bidding Process ;

**“Coercive practice”** means impairing or harming or threatening to impair or harm, directly or indirectly, any person or property to influence any person’s participation or action in the Bidding Process;

**“undesirable practice”** means (i) establishing contact with any person connected with or employed or engaged by the Authority with the objective of canvassing, lobbying or in any manner influencing or attempting to influence the Bidding Process; or (ii) having a Conflict of Interest; and

**“Restrictive practice”** means forming a cartel or arriving at any understanding or arrangement among Applicants with the objective of restricting or manipulating a full and fair competition in the Bidding Process.

If the Employer/Financier determines that the Contractor has engaged in corrupt, fraudulent, collusive, coercive or obstructive practices, in competing for or in executing the Contract, then the Employer may, after giving 14 days’ notice to the Contractor, terminate the Contractor's employment under the Contract and expel him from the Site, and the provisions of relevant Clause shall apply as if such expulsion had been made.

Should any employee of the Contractor be determined to have engaged in corrupt, fraudulent, collusive, coercive, or obstructive practice during the execution of the Works, then that employee shall be removed in accordance with relevant Clause.

For the purposes of this Sub-Clause:

x) “corrupt practice” is the offering, giving, receiving to soliciting, directly or indirectly, of anything of value to influence improperly the actions of another party;

y) “another party” refers to a public official acting in relation to the procurement process or contract execution. In this context, “public official” includes Financier staff and employees of other organizations taking or reviewing procurement decisions.

z) “fraudulent practice” is any act or omission, including a misrepresentation, that knowingly or recklessly misleads, or attempts to mislead, a party to obtain a financial or other benefit or to avoid an obligation;

aa) “collusive practice” is an arrangement between two or more parties designed to achieve an improper purpose, including to influence improperly the actions of another party;

- bb) “coercive practice” is impairing or harming, or threatening to impair or harm, directly or indirectly, any party or the property of the party to influence improperly the actions of a party;
- cc) “obstructive practice” is deliberately destroying, falsifying, altering or concealing of evidence material to the investigation or making false statements to investigators in order to materially impede the Financier investigation into allegations of a corrupt, fraudulent, coercive or collusive practice; and/or threatening, harassing or intimidating any party to prevent it from disclosing its knowledge of matters relevant to the investigation or from pursuing the investigation; or
- dd) acts intended to materially impede the exercise of the Financier’s inspection and audit rights provided .
- ee) “party” refers to a public official; the terms “benefit” and “obligation” relate to the procurement process or contract execution; and the “act or omission” is intended to influence the procurement process or contract execution.
- ff) ”parties” refers to participants in the procurement process (including public officials) attempting to establish bid prices at artificial, noncompetitive levels.
- gg)a “party” refers to a participant in the procurement process or contract execution.

# **SECTION 15**

## **PRE BID MEETING**

## **PREBID MEETING**

**The prebid meeting is not applicable for DY CE (SIC)'s Department.**

# **SECTION 16**

## **LIST OF APPROVED BANKS**

## **LIST OF APPROVED BANKS**

The following Banks with their branches in Greater Mumbai and in suburbs and extended suburbs up to Virar and Kalyan have been approved only for the purpose of accepting Banker's guarantee from 1997-98 onwards until further instructions.

The Bankers Guarantee issued by branches of approved Banks beyond Kalyan and Virar can be accepted only if the said Banker's Guarantee is countersigned by the Manager of a branch of the same Bank, within the Mumbai Limit categorically endorsing thereon that said bankers Guarantee is binding on the endorsing Branch of the bank within Mumbai limits and is liable to be on forced against the said branch of the Bank in case of default by the contractor/supplier furnishing the bankers Guarantee.

### **List of approved Banks:-**

<b>A</b>	<b>S.B.I and its subsidiary Banks</b>
1	State Bank Of India.
2	<del>State Bank Of Bikaner &amp; Jaipur.</del>
3	State Bank Of Hyderabad.
4	State Bank Of Mysore.
5	State Bank Of Patiyala.
6	State Bank Of Saurashtra.
7	State Bank Of Travankore.
<b>B</b>	<b>Nationalized Banks</b>
8	Allahabad Bank.
9	Andhra Bank.
10	Bank Of Baroda.
11	Bank Of India.
12	Bank Of Maharashtra.
13	Central Bank Of India.

14	Dena Bank.
15	Indian Bank.
16	Indian Overseas Bank.
17	Oriental Bank Of Commerce.
18	Punjab National Bank.
19	Punjab & Sindh Bank.
20	Syndicate Bank.
21	Union Bank Of India.
22	United Bank Of India.
23	UCO Bank.
24	Vijaya Bank.
24A	Corporation Bank.
<b>C</b>	<b>Scheduled Commercial Banks</b>
25	Bank Of Madura Ltd.
26	Bank Of Rajasthan Ltd.
27	Banaras State Bank Ltd.
28	Bharat Overseas Bank Ltd
29	Catholic Syrian Bank Ltd.
30	City Union Bank Ltd.
31	Development Credit Bank.
32	Dhanalakshmi Bank Ltd.
33	Federal Bank Ltd.
34	Indsind Bank Ltd.
35	I.C.I.C.I Banking Corporation Ltd.
36	Global Trust Bank Ltd.
37	Jammu & Kashmir Bank Ltd.



38	Karnataka Bank Ltd.
39	KarurVysya Bank Ltd.
40	Laxmi Vilas Bank Ltd.
41	Nedugundi Bank Ltd.
42	Ratnakar Bank Ltd.
43	Sangli Bank Ltd.
44	South Indian Bank Ltd.
45	S.B.I Corporation &Int Bank Ltd.
46	Tamilnadu Mercantile Bank Ltd.
47	United Western Bank Ltd.
48	Vysya Bank Ltd.
49	Kotak Mahindra Bank Ltd.
<b>D</b>	<b>Schedule Urban Co-op Banks</b>
49	Abhyudaya Co-op Bank Ltd.
50	Bassein Catholic Co-op Bank Ltd.
51	Bharat Co-op Bank Ltd.
52	Bombay Mercantile Co-op Bank Ltd.
53	Cosmos Co-op Bank Ltd.
54	Greater Mumbai Co-op Bank Ltd.
55	JanataSahakari Bank Ltd.
56	Mumbai District Central Co-op Bank Ltd.
57	Maharashtra State Co-op Bank Ltd.
58	New India Co-op Bank Ltd.
59	North Canara G.S.B. Co-op Bank Ltd.
60	Rupee Co-op Bank Ltd.
61	Sangli Urban Co-op Bank Ltd.

62	Saraswat Co-op Bank Ltd.
63	ShamraoVithal Co-op Bank Ltd.
64	Mahanagar Co-op Bank Ltd.
65	Citizen Bank Ltd.
66	Yes Bank Ltd.
<b>E</b>	<b>Foreign Banks</b>
67	ABM AMRO (N.Y.) Bank.
68	American Express Bank Ltd.
69	ANZ Grindlays Bank Ltd.
70	Bank Of America N.T. & S.A.
71	Bank Of Tokyo Ltd.
72	Bankindosuez.
73	BanqueNationale de Paris.
74	Barclays bank.
75	City Bank N.A.
76	Hongkong & Shanghai banking Corporation.
77	Mitsui Taiyokbe Bank Ltd.
78	Standard Chartered Bank.
79	Cho Hung Bank.

# **SECTION 17**

# **APPENDIX**

## FORM OF TENDER

To,  
The Municipal Commissioner for Greater Mumbai  
Sir,

I/ We have read and examined the following documents relating to the construction of \_\_\_\_\_

---

---

- i. Notice inviting tender.
- ii. Directions to tenderers (General and special)
- iii. General condition of contract for Civil Works of the Brihanmumbai Municipal Corporation as amended up to date.
- iv. Relevant drawings
- v. Specifications.
- vi. Special directions
- vii. Annexure A and B.
- viii. Bill of Quantities and Rates.

1A. I/We \_\_\_\_\_  
(full name in capital letters, starting with surname), the Proprietor/ Managing Partner/ Managing Director/ Holder of the Business, for the establishment / firm / registered company, named herein below, do hereby offer to

.....  
.....  
.....  
.....  
.....

Referred to in the specifications and schedule to the accompanying form of contract of the rates entered in the schedule of rates sent herewith and signed by me/ us" (strike out the portions which are not applicable).

1B. I/We do hereby state and declare that I/We, whose names are given herein below in details with the addresses, have not filled in this tender under any other name or under the name of any other establishment /firm or otherwise, nor are we in any way related or concerned with the establishment /firm or any other person, who have filled in the tender for the aforesaid work."

2. I/We hereby tender for the execution of the works referred to in the aforesaid documents, upon the terms and conditions, contained or referred to therein

and in accordance with the specifications designs, drawings and other relevant details in all respects.

\* At the rates entered in the aforesaid Bill of Quantities and Rates.

3. According to your requirements for payment of Earnest Money amounting to Rs. \_\_\_\_\_ /-(Rs.

\_\_\_\_\_ )

I/We have deposited the amount through online payment gateways with the C.E. of the Corporation not to bear interest

4. I/We hereby request you not to enter into a contract with any other person/s for the execution of the works until notice of non/acceptance of this tender has first been communicated to me/us, and in consideration of yours agreeing to refrain from so doing I/we agree not to withdraw the offer constituted by this tender before the date of communication to me/us of such notice of non/acceptance, which date shall be not later than ten days from the date of the decision of the Standing Committee or Education Committee of the Corporation, as maybe required under the Mumbai Municipal Corporation Act, not to accept this tender.(Subject to condition 5 below).
5. I/We also agree to keep this tender open for acceptance for a period of 180 days from the date fixed for opening the same and not to make any modifications in its terms and conditions which are not acceptable to the Corporation.
6. I/We agree that the Corporation shall, without prejudice to any other right or remedy, be at liberty to forfeit the said earnest money absolutely, if.
  - a. I/We fail to keep the tender open as aforesaid.
  - b. I/We fail to execute the formal contract or make the contract deposit when called upon to do so.
  - c. I/we do not commence the work on or before the date specified by the Engineer in his work order.
7. I/We hereby further agree to pay all the charges of whatsoever nature in connection with the preparation, stamping and execution of the said contract.
8. I/We further agree that, I/we shall register ourselves as 'Employer' with the Bombay Iron and Steel Labour Board' and fulfill all the obligatory provisions of Maharashtra Mathadi, Hamal and other Manual workers (Regulation of Employment and Welfare) Act 1969 and the Bombay Iron and Steel unprotected workers Scheme 1970.
9. "I/We..... have failed in the accompanying tender with full knowledge of liabilities and, therefore, we will not raise any objection or dispute in any manner relating to any action, including forfeiture of deposit and blacklisting, for giving any information, which is found to be incorrect and against the instructions and directions given in this tender.
10. "I/We further agree and undertake that in the event it is revealed subsequently after the allotment of work/contract to me/us, that any information given by me/us in this tender is false or incorrect, I/We shall compensate the Brihanmumbai Municipal Corporation for any such losses or inconvenience caused to the Corporation in any manner and will not resist any claim for such compensation on any ground whatsoever. I/we agree and undertake that I/we shall not claim in such case any amount by way of damages or compensation for

cancellation of the contract given to me/us or any work assigned to me/us or is withdrawn by the Corporation,"

Address

Yours faithfully,

.....

.....

Digital Signature of the Tenderer or the Firm

1.....

2.....

3.....

4.....

5.....

Full Name and private residential address of all the partners constituting the Firm

A/c No.

.....

1. ....

Name of Bank

2. ....

.....

3. ....

Name of Branch

4. ....

.....

5. ....

Vender

No.

.....

**AGREEMENT FORM**

Tender / Quotation

dated ..... 20...

Standing Committee/Education Committee Resolution No. ....

CONTRACT FOR THE WORKS.....

This agreement made this day of ..... Two thousand ..... Between

inhabitants of Mumbai, carrying on business at.....

in Bombay under the style and name of Messrs .....

(Hereinafter called "the contractor of the one part and Shri ..... the Director(E.S.&P.) (hereinafter called "the commissioner" in which expression are included unless the inclusion is inconsistent with the context, or meaning thereof, his successor or successors for the time being holding the office of Director (E,S.& P)of the second part and the Brihanmumbai Municipal Corporation(hereinafter called "the Corporation") of the third part, WHEREAS the contractor has tendered for the construction, completion and maintenance of the works described above and his tender has been accepted by the Commissioner (with the approval of the Standing Committee/Education Committee of the Corporation NOW THIS

THIS AGREEMENT WITNESSETH as follows:-

- 1) In this agreement words and expressions shall have the same meanings as are respectively assigned to them in the General Conditions of Contract for works hereinafter referred to:-
- 2) The following documents shall be deemed to form and be read and constructed as a part of this agreement viz.
  - a) The letter of Acceptance
  - b) The Bid:
  - c) Addendum to Bid; if any
  - d) Tender Document
  - e) The Bill of Quantities:
  - f) The Specification:
  - g) Detailed Engineering Drawings
  - h) Standard General Conditions of Contracts (GCC)
  - i) All correspondence documents between bidder and BMC
- 3) In consideration of the payments to be made by the Commissioner to the contractor as hereinafter mentioned the contractor hereby covenants with the Commissioner to construct, complete and maintain the works in conformity in all respects with the provision of the contract.
- 4) The Commissioner hereby covenants to pay to the Contractor in consideration of the construction, completion and maintenance of the works the contract sum, at times and in the manner prescribed by the contract.

IN WITNESS WHERE OF the parties hereto have caused their respective common seals to be herein to affixed (or have hereunto set their respective hands and seals) the day and year above written.

Signed, with designation stamp of the by the contractor/s

Seal

Trading under the name and style of

In the presence of witness:

1.Name:

Resi. Address:

Signature of witness no.1

2.Name:

Resi. Address:

Signature of witness no.2

Signed by the Dy. Municipal Commissioner, Director (ES&P)

in the presence of

- 1.
- 2.

Director (ES&P)

Name and signature of concern

Dy. C.E & Ch.Eng/City Engg(HOD)

With designation Stamp

Dy.C.E

Shri/Smt.

City Engineer/Ch. Engineer(B.M)

Shri/Smt.

The Common seal of the Brihanmumbai Municipal Corporation was hereunto affixed on the ..... 20 in the presence of two members of

- 1.
- 2.

Two members of standing committee of the BMC

Witness

(Shri/Smt. \_\_\_\_\_)

Office superintendent,

Municipal secretary's Office.



**ANNEXURE " A "**

**Name of work:** Demolition and Reconstruction of Shivajinagar Municipal School No. 1 (old) on plot bearing CTS no. 1 (pt) at Village Deonar, in M/E Ward

1.	The Engineer for this work:	Dy.City Engineer (SIC) Exe.Engg.(SIC ) ES.
2.	<b>Estimated cost of Tender:</b>	<b>Rs.37,56,23,338.00</b>

<b>Sr No</b>	<b>Description of work</b>	<b>Total Amount Rs.</b>
1	Civil Work	<b>Rs. 34,86,97,648.50</b>
2	Electrical Work	<b>Rs. 2,69,25,689.50</b>
3	<b>Total Amount</b>	<b>Rs. 37,56,23,338.00</b>

3.	Earnest Money (1% of the Estimated cost):	<b>Rs. 37,56,234.00</b>
4.	Time Period contract as a whole :	<b>30 months</b>

5. The DLP shall be as below:

<b>Dept</b>	<b>Type of works</b>	<b>DLP</b>
<b>BM/SIC/HIC</b>	General works	3 years
	Structural works	5 years
	Waterproofing works	5 years
<b>Ward Works</b>	All ward level works	2 years
<b>For other departments</b>	HE, WSP, SP, SWD, Garden	3 years

6. Percentage to be charged as supervision charges for the work got executed through other means  
10 percent.

The “Actual cost of the work” shall mean in the case of percentage rate contracts the actual cost of the work executed at the rates as mentioned in the Contract Schedule adjusted by the Contractor's percentage rate and cost of extra and excess, but excluding the cost on account of Water Charges and Sewerage Charges if any, payable by the contractor and also excluding cost on account of price variation claims as provided in price variation clause as amended up to date.

7 In case of item rate contracts the actual cost calculated for the work executed at the rates mentioned in the contract schedule for different items including cost of excess and extra items of the work excluding the cost of water charges and sewerage charges if any, payable by the contractor and excluding cost on account of price variation claims as provided in extra excess conditions as amended up to date.

8. In case of lump sum contract the cost of the work actually carried out as per break up and programme of the work and the schedule of payment included in the contract including cost of any excess and/or extra items, of the work, excluding the cost on account of water charges and sewerage charges and also excluding cost on account of price variation claims as provided in extra excess conditions as amended up to date.

## **Annexure- B**

(On Rs. 500/- Stamp Paper)

### **PRE-CONTRACT INTEGRITY PACT**

The Bidder commits himself to take all measures necessary to prevent corrupt practices, unfair means and illegal activities during any stage of his bid or during any pre-contract or post-contract stage in order to secure the contract or in furtherance to secure it and in particular commits himself to the following:-

- 1.The Bidder will not offer, directly or through intermediaries, any bribe, gift, consideration, reward, favour, any material or immaterial benefit or other advantage, commission, fees, brokerage or inducement to any official of the BMC, connected directly or indirectly with the bidding process, or to any person, organization or third party related to the contract in exchange for any advantage in the bidding, evaluation, contracting and implementation of the Contract.
- 2.The Bidder further undertakes that he has not given, offered or promised to give, directly or indirectly any bribe, gift, consideration, reward, favour, any material or immaterial benefit or other advantage, commission, fees, brokerage or inducement to any official of the BMC or otherwise in procuring the Contract or forbearing to do or having done any act in relation to the obtaining or execution of the Contract or any other Contract with the Government for showing or forbearing to show favour or disfavour to any person in relation to the Contract or any other Contract with the Government.
- 3.The Bidder will not collude with other parties interested in the contract to impair the transparency, fairness and progress of the bidding process, bid evaluation, contracting and implementation of the contract.
4. The Bidder will not accept any advantage in exchange for any corrupt practice, unfair means and illegal activities.
5. The Bidder, either while presenting the bid or during pre-contract negotiations or before signing the contract, shall disclose any payments he has made, is committed to or intends to make to officials of the BMC or their family members, agents, brokers or any other intermediaries in connection with the contract and the details of services agreed upon for such payments.

6. The Bidder shall not use improperly, for purposes of competition or personal gain, or pass on to others, any information provided by the BMC as part of the business relationship, regarding plans, technical proposals and business details, including information contained in any electronic data carrier. The Bidder also undertakes to exercise due and adequate care lest any such information is divulged.
7. The Bidder commits to refrain from giving any complaint directly or through any other manner without supporting it with full and verifiable facts.
8. The Bidder shall not instigate or cause to instigate any third person to commit any of the actions mentioned above.
9. The Bidder and their respective officers, employees, agents and advisers shall observe the highest standard of ethics during the Bidding Process. Notwithstanding anything to the contrary contained herein, the Authority may reject an Application without being liable in any manner whatsoever to the Applicant if it determines that the Applicant has, directly or indirectly or through an agent, engaged in corrupt practice, fraudulent practice, coercive practice, undesirable practice or restrictive practice in the Bidding Process

For the purposes of this Clause 9, the following terms shall have the meaning herein after respectively assigned to them:

- “fraudulent practice” means a misrepresentation or omission of facts or suppression of facts or disclosure of incomplete facts, in order to influence the Bidding Process ;

77 “coercive practice” means impairing or harming or threatening to impair or harm, directly or indirectly, any person or property to influence any persons participation or action in the Bidding Process;

“undesirable practice” means (i) establishing contact with any person connected with or employed or engaged by the Authority with the objective of canvassing, lobbying or in any manner influencing or attempting to influence the Bidding Process; or (ii) having a Conflict of Interest; and

“restrictive practice” means forming a cartel or arriving at any understanding or arrangement among Applicants with the objective of restricting or manipulating a full and fair competition in the Bidding Process.

Signature of Tenderer/Bidder

## **Annexure- C**

(On Rs. 500/- Stamp Paper)

### **DECLARATION CUM INDEMNITY BOND**

I, \_\_\_\_\_ of \_\_\_\_\_, do hereby declared and undertake  
as under.

1. I declare that I have submitted certificates as required to Executive engineer  
(Monitoring) at the time of registration of my firm/company \_\_\_\_\_ and there is no change in the contents of the certificates that are submitted at the time of registration.
2. I declare that I \_\_\_\_\_ in capacity as Manager/Director/Partners/Proprietors of \_\_\_\_\_ has not been charged with any prohibitory and /or penal action such as banning(for specific time or permanent)/de-registration or any other action under the law by any Government and/or Semi Government and/or Government undertaking.
3. I declare that I have perused and examined the tender document including addendum, condition of contract, specifications, drawings, bill of quantity etc. forming part of tender and accordingly, I submit my offer to execute the work as per tender documents at the rates quoted by me in capacity as \_\_\_\_\_ of \_\_\_\_\_.
4. I further declare that if I am allotted the work and I failed to carry out the allotted work in accordance with the terms and conditions and within the time prescribed and specified, BMC is entitled to carry out the work allotted to me by any other means at my risk and cost, at any stage of the contract.
5. I also declare that I will not claim any charge/damages/compensation for non availability of site for the contract work at any time.
6. I declare that I will positively make the arrangements of the required equipment on the day of commencement or with respect to the progress of the work in phases, as per the instructions of site in charge.

Signature of Tenderer/Bidder

**BANKERS GURANTEE IN LIEU OF CONTRACT DEPOSIT**

THIS INDENTURE made this \_\_\_\_\_ day of \_\_\_\_\_ BETWEEN

THE \_\_\_\_\_ BANK incorporated under the English/Indian Companies Acts and carrying on business in Mumbai (hereinafter referred to as 'the bank' which expression shall be deemed to include its successors and assigns)of the first part

\_\_\_\_\_ inhabitants carrying on business at \_\_\_\_\_ in Mumbai under the style and name of Messer's \_\_\_\_\_ (hereinafter referred to as 'the consultant') of the second part Shri. \_\_\_\_\_

THE MUNICIPAL COMMISSIONER FOR GREATER MUMBAI (hereinafter referred to as 'the commissioner' which expression shall be deemed, also to include his successor or successors for the time being in the said office of Municipal Commissioner ) of the third part and THE BRIHANMUMBAI MUNICIPAL CORPORATION(hereinafter referred to as 'the Corporation') of the fourth part WHEREAS the consultants have submitted to the Commissioner tender for the execution of the work of " \_\_\_\_\_ and the terms of such tender /contract require that the consultants shall deposit with the Commissioner as/contract deposit/ earnest money and /or the security a sum of Rs. \_\_\_\_\_ (Rupees \_\_\_\_\_)AND WHEREAS if and when any such tender is accepted by the Commissioner, the contract to be entered into in furtherance thereof by the consultants will provide that such deposit shall remain with and be appropriated by the Commissioner towards the Security -deposit to be taken under the contract and be redeemable by the consultants, if they shall duly and faithfully carry out the terms and provisions of such contract and shall duly satisfy all claims properly chargeable against them there under AND WHEREAS the consultants are constituents of the Bank and in order to facilitate the keeping of the accounts of the consultants, the Bank with the consent and concurrence of the consultants has requested the Commissioner to accept the undertaking of the Bank hereinafter contained, in place of the contractors depositing with the Commissioner the said sum as earnest money and /or security as aforesaid AND WHEREAS accordingly the Commissioner has agreed to accept such undertaking NOW THIS AGRREMENT WITNESSES that in consideration of the premises, the Bank at the request of the consultants ( hereby testified ) UNDERTAKES WITH the commissioner to pay to the commissioner upon demand in writing , whenever required by him , from time to time , so to do ,a sum not exceeding

in the whole Rs. \_\_\_\_\_ (Rupees \_\_\_\_\_) under the terms of the said tender and /or the contract .The B.G. Is valid upto \_\_\_\_\_”Notwithstanding anything what has been stated above, our liability under the above guarantee is restricted to Rs. \_\_\_\_\_ only and guarantee shall remain in force upto \_\_\_\_\_ unless the demand or claim under this guarantee is made on us in writing on or before \_\_\_\_\_ all your right under the above guarantee shall be forfeited and we shall be released from all liabilities under the guarantee thereafter”

IN WITNESS WHEREOF

WITNESS(1) \_\_\_\_\_

Name and \_\_\_\_\_

address \_\_\_\_\_

WITNESS(2) \_\_\_\_\_

Name and \_\_\_\_\_ the duly constituted Attorney Manager

address \_\_\_\_\_

the Bank and the said Messer’s \_\_\_\_\_

\_\_\_\_\_ (Name of the Bank)

WITNESS(1) \_\_\_\_\_

Name and \_\_\_\_\_

address \_\_\_\_\_

WITNESS(2) \_\_\_\_\_

Name and \_\_\_\_\_

For Messer’s \_\_\_\_\_

address \_\_\_\_\_

have here into set their respective hands the day and year first above written. **The amount shall be inserted by the Guarantor, representing the Contract Deposit in Indian Rupees.**

**Annexure- D**  
**Rate Analysis**

**Item Description**

Sr.No.	Description of rate analysis parameters	Unit	Quantity	Basic rate	Amount	GST%	GST Amount	Amount including GST
1	Material							
2	Machinery Hire Charges							
3	Labour Type		(labour components)					
4	Total of all components							
5	Overhead & Proffit 15% on 4							
6	Total Rate (4+5)							
7	Per unit rate							

Sign & Seal of the Tenderer

**PROFORMAS:**

Demolition and Reconstruction of Shivajinagar Municipal School No. 1 (old) on plot bearing CTS No. 1 (pt) at Village Deonar, in M/E Ward



### PROFORMA- I

The list of similar works as stated in para 'A' of Post qualification during last seven years–

PROFORMA- I					
Sr.No.	Name of the Project	Name of the employer	Stipulated date of completion	Actual date of completion	Actual Cost of work done
1	2	3	4	5	6

**NOTE:**

Scanned Attested copies of completion/performance certificates from the Engineer-in-Charge for each work should be annexed in the support of information furnished in the above proforma. Works shall be grouped financial year-wise.

### PROFORMA- II

Yearly turnover of Civil Engineering Construction Works during the last five years.

PROFORMA- II					
Sr.No.	Financial year	Annual Turnover of Civil Engineering Works	Updated value to current year	Average of last 5years	Page No.
1					
2					
3					
4					
5					
Total					

**NOTE:** The above figures shall tally with the audited balance sheets uploaded by the tenderers duly certified by Chartered Accountant.

### PROFORMA- III

Atleast similar work, as stated in para 'A' of Post qualification,.

Demolition and Reconstruction of Shivajinagar Municipal School No. 1 (old) on plot bearing CTS No. 1 (pt) at Village Deonar, in M/E Ward

**PROFORMA- III**

Name of the Project	Name of the Employer	Cost of the Project	Date of issue of work Order	Stipulated Date of Completion	Actual Date of Completion	Actual cost of work done	Remarks explaining reasons for delay, if any
1	2	3	4	5	6	7	8

**Note:** Scanned Attested copies of completion/performance certificates from the Engineer-in-charge for each work should be annexed in support of information furnished in the above proforma.

**PERSONNEL:**

**PROFORMA- IV**

Sr. No.	Post	Name (Prime Candidate/ Alternate)	Qualification	Work Experience	
				No. of Years	Name of Projects
1	Project Manager				
2	Quality Control Engineer				
3	Site Engineer				
4	Site Supervisor				

**NOTE:** Scanned Attested copies of qualification certificates and details of work experience shall be submitted /uploaded.

**MACHINERY: (for special work only)**

<b>PROFORMA- V/A</b>			
Sr.No.	Equipment	Number	Owned/Leased/Assured access
1	2	3	4

<b>PROFORMA- V/B</b>			
----------------------	--	--	--

the requisite Scanned Attested documents of

Sr.No.	Equipment	Number	Owned
1	2	3	4

**Note:** The tenderer(s) shall furnish/upload ownership/leased of machineries. The undertaking from the suppliers will not be accepted.

**PROFORMA - VI / A**

Details of Existing Commitments and ongoing works –

<b>PROFORMA - VI / A</b>							
Description of work	Place	Contract No. & Date	Name & Addresses of employer	& Value of Contract in Rs.	Scheduled date of completion	Value of work remaining to be completed	Anticipated Date of completion
1	2	3	4	5	6	7	8

**Note:** Scanned Attested copies of completion/performance certificates from the Engineer-in-Charge for each work should be annexed in the support of information furnished in the above proforma.

**PROFORMA - VI / B**

Details of works for which bids are already uploaded –

<b>PROFORMA - VI / B</b>						
Description of work	Place	Name & Addresses of employee	Value of Contract Rs.	of in Time Period	Date on which decision is expected	Remarks
1	2	3	4	5	6	7

**Note:** Scanned Attested copies of certificates from the Engineer-in-charge for each work shall be annexe

# **SECTION 18**

# **CIRCULARS**

**BRIHANMUMBAI MAHANAGARPALIKA**

**CIRCULAR**  
2020-21

No.CA(F)/Project/ 32 of 26.10.2020

**Sub :** Bid Security or EMD

**Ref :** No.MDD/7878 of 27.09.2016

The MCGM's tender conditions have been amended and Standard Bid Document has been circulated vide No.MDD/7878 of 27.09.2016.

The condition of refund of Bid Security or EMD incorporated in SBD, is as follows :-

- (i) The Bid Security of the successful bidder will be discharged when the bidder has signed the agreement and furnished the required Security Deposits.
- (ii) The Bid Security/EMD of L-3 and bidders shall be refunded immediately after opening of financial bid but **the EMD/ASD submitted by the L-2 bidder will be returned after obtaining Standing Committee Resolution.**

In recent past, due to COVID-19 pandemic, various benefits and relief are given to contractor for ease of doing business and to maintain their cash flow. Further, the Statutory Committee meetings are not held in this pandemic situation. Hence, the condition of refund of Bid Security/EMD and ASD is reviewed and revised condition for all invited tenders wherein Statutory Committee's sanction has not been accorded and forthcoming e-tenders –

- (a) The Bid Security/EMD of the successful bidder will be discharged when the bidder has signed the agreement and furnished the required Security Deposits.
- (b) The Bid Security/EMD and ASD of L-2 and other higher bidders (L-3, L-4, etc.) shall be refunded immediately after opening of financial bid.

(c) In case, the successful bidder becomes non-responsive or successful bidder withdraws the bid or is unwilling to extend the bid validity period, in such circumstances, if L-2 bidder is agreeable to extend the bid validity period and ready to deposit the requisite amount of bid security/EMD and ASD to the department within the stipulated time period i.e. 15 days, the department will process further as per normal procedure.

The above revised directives shall come into effect immediately on issuance of this circular.

All Chief Engineers/Head of Departments/Deans shall note the above directives and follow them scrupulously.

Sd/-13.10.2020  
**C.A.(W.S.S.D.)**

Sd/-13.10.2020  
**C.A.(Finance)i.c**

Sd/-13.10.2020  
**D.M.C.(Infra)**

Sd/-13.10.2020  
**D.M.C.(E)**

Sd/-13.10.2020  
**Dir.(ES&P)**

Sd/-16.10.2020  
**A.M.C.(P)**

Sd/-23.10.2020  
**Municipal Commissioner**

बृहन्मुंबई महानगरपालिका

परिपत्रक

२०२०-२१

क्र.प्रले(वित्त)/४२ दिनांक ०९.१.२०२१

**विषय:-** बृहन्मुंबई महानगरपालिकेत कंत्राटदारामार्फत पार पाडावयाच्या कामाच्या मसुदा निविदेमध्ये अतिरिक्त सुरक्षा अनामत रक्कमेबाबतची सुधारित अट समाविष्ट करण्याबाबत.

**संदर्भ:-** एमडीडी/७८७८ दिनांक २७.०९.२०१६.

बृहन्मुंबई महानगरपालिकेत कंत्राटदारामार्फत पार पाडण्यात येणाऱ्या कामाकरिताच्या मसुदा-निविदेत समाविष्ट करावयाच्या अतिरिक्त सुरक्षा अनामत रक्कमेबाबतच्या अटीबाबतचे निर्देश संदर्भित परिपत्रकान्वये निर्गमित करण्यात आले आहेत. त्यामध्ये खालीलप्रमाणे सुधारणा करण्यात येत आहे.

**विद्यमान पध्दत:-**

ई-निविदा सूचनेस प्रतिसाद करून ज्या ज्या कंत्राटदारांनी वजा -१२% पेक्षा कमी दराने टक्केवारी उदधृत केली आहे, अश्या सर्व कंत्राटदारांना वजा १२% पेक्षा जास्त नमूद केलेल्या प्रत्येक टक्क्याला १% याप्रमाणे कोणतीही मर्यादा न ठेवता ऑनलाईन निविदा सादर करताना अतिरिक्त सुरक्षा अनामत रक्कम ऑनलाईन स्विकारली जाते.

**सुधारित पध्दत:-**

- कंत्राटदाराने वजा -१२% पेक्षा कमी दराने टक्केवारी उदधृत केली असल्यास वजा १२% पेक्षा जास्त असलेल्या प्रत्येक टक्क्याला १% याप्रमाणे ऑनलाईन निविदा सादर करताना अतिरिक्त सुरक्षा अनामत रक्कमेचा ऑनलाईन भरणा करणे आवश्यक नसेल.
- कंत्राट रकमेनुसार सक्षम प्राधिकार्यांची मंजूरी प्राप्त झाल्यानंतर प्रथम लघुत्तम असलेल्या निविदाकाराने कार्यस्विकृती पत्रात नमूद केल्यानुसार कार्यालयीन कामकाजाच्या १५ दिवसात विद्यमान पध्दतीनुसार अतिरिक्त सुरक्षा अनामत रक्कम डिमांड झूपट स्वरूपात महानगरपालिकेचा नागरी सुविधा केंद्रात जमा करणे व त्या पावतीची प्रत खातेप्रमुखाकडे सादर करणे आवश्यक असेल.
- जर प्रथम लघुत्तम निविदाकाराने कार्यस्विकृती पत्रात नमूद केल्यानुसार कार्यालयीन कामकाजाच्या १५ दिवसांमध्ये अतिरिक्त सुरक्षा अनामत रक्कम जमा केली नाही तर सदर कंपनीने भरणा केलेली संपूर्ण इसारा अनामत रक्कम (EMD) जप्त केली जाईल तसेच कंपनीला दोन वर्षासाठी डीबार (Debar) करण्यात येईल, त्याचप्रमाणे त्या कंपनीचे संचालक/

LOA)

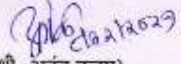
(After giving)




पार्टनर इतर कंपनीमध्ये संचालक/ पार्टनर म्हणून कार्यरत असतील तर ती कंपनी सुद्धा दोन वर्षांकरिता डीबार (Debar) करण्याची कार्यवाही करण्यात येईल.

यापुढील कामाकरिताच्या मसुद्यांविषयत परिपत्रकात नमूद केल्याप्रमाणे अतिरिक्त सुरक्षा अनामत रक्कमेबाबतची अट अंतर्भूत करण्यात यावी.

उपरोक्त सूचनांचे काटेकोरपणे अंमलबजावणी करण्याबाबत सर्व खाते प्रमुख/ सहाय्यक आयुक्त/ रुग्णालय अधिष्ठाता/ वैद्यकीय अधिक्षक/ उप प्रमुख लेखापाल/ लेखा अधिकारी यांनी दक्षता घ्यावी.

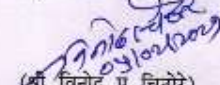
  
(श्री. अनंत कदम)


उपायुक्त - (पायाभूत सुविधा)

  
(श्री. मी. वेलरासु)  
अतिरिक्त आयुक्त (प्रकल्प)

  
(रा. क. आन्हाड)

प्रमुख लेखापाल (वित्त) प्र.

  
(श्री. विनोद प्र. चिटोरे)  
संचालक (अ.से.व.प्र)

  
(श्री. ह.सि. नहल)  
महानगरपालिका आयुक्त

  
07/02/2024

बृहन्मुंबई महानगरपालिका

परिपत्रक  
२०२१-२२

क्र. सीए/एफआरटी/१७ दि. २३.१२.२०२१.

विषय : सुधारित दराने वस्तु व सेवाकर वसूल करण्याबाबत.

संदर्भ: १) क्र. प्र.ले./एफआरटी/०६ दि. ११.०७.२०१७

२) क्र. F.No DGGI/MZU/I&IS 'C' /12(1) 31/2021-22/5009 Dt.24.09.2021


३) महापालिकेचे वस्तु व सेवाकर सल्लागार मे. वाटलीवॉय अँड पुरोहित यांचा  
दि. १६.१२.२०२१ रोजीचा ई-मेल


उप संचालक DGGI (Directorate General of GST Intelligenece) कार्यालयाकडून प्राप्त संदर्भाधीन पत्र क्र. २ तसेच महापालिकेचे वस्तु व सेवाकर सल्लागार मे. वाटलीवॉय अँड पुरोहित यांच्या दि. १६.१२.२०२१ रोजीच्या ई-मेलच्या अनुषंगाने खालील नमूद केलेल्या लेखासंकेतांकांतर्गत ५% ऐवजी १८% दराने वस्तु व सेवाकराची वसूली करणे आवश्यक आहे.


GL Code	Discription	Rate
150110300	Sale of Tender form	18%
150110301	Sale of Quotation Form	18%
150110400	Sale of forms	18%
150110600	Sale of Form for Survey of Street Vendor.	18%
140130100	Fees-Sale of D.P Sheets, Rules & Remarks	18%

उपरोक्त वस्तु व सेवाकराच्या सुधारीत दराच्या परिपत्रकास, मा. अतिरिक्त आयुक्त (प्रकल्प) यांची प्रशासकीय मंजूरी ज्या दिनांकाला प्राप्त होईल, त्या दिनांकापासून सुधारीत दर प्रभाव्य होतील. तसेच वस्तु व सेवाकराचे सुधारीत दर माहिती व तंत्रज्ञान विभाग/ विकासकामार्फत संगणकीय प्रणालीत अंतर्भूत करण्याच्या दृष्टीने उचित कार्यवाही त्वरित करून सुधारीत वस्तु व सेवाकराच्या दरानुसार आकारणी होते याबाबत खातरजमा करण्याची जबाबदारी संबंधित सर्व खात्यांची राहिल.


संचालक(वे. शि. व प्र. रुग्णालये)/ सर्व खातेप्रमुख/ सहाय्यक आयुक्त/ अधिष्ठाता/ प्रमुख वैद्यकीय अधिक्षक/ वैद्यकीय अधिक्षक यांनी त्यांच्या अखत्यारितील सर्व संबंधित कर्मचाऱ्यांना उपरोक्त सूचनांची अंमलबजावणी करण्यासंबंधीचे निर्देश द्यावेत.

  
(श्री. रामदास आक्काड)  
प्रमुख लेखापाल (पा.पु.म.नि)

  
(श्री. प्रदिप पडवळ)  
प्रमुख लेखापाल (वित्त)प्र

  
(श्री. प्रदिप पडवळ)  
अति. आयुक्त (प्रकल्प)

4204121/E/USER DESKTOP/FRT2/235

  
Scanned with CamScanner



**MUNICIPAL CORPORATION OF GREATER MUMBAI**

Office of the DMC CPD,  
Central Purchase Department,  
566, N.M.Joshi Marg, Byculla, Mumbai-400 011.

No. DyChE/ CPD/ 2025 / dt. 01/09/2021

**CIRULAR**

**Sub:** Formation of Grievance Redressal Committee (GRC)  
to address grievances from bidders.

**Ref.:** MGC/F/4961 dated 09/08/2021.

Hon. M.C.'s accorded sanction under reference to form Grievance Redressal Committee (GRC) to address grievances from the bidders regarding responsiveness/ non-responsiveness in Packets 'A', 'B' or 'C' in all the tenders. Therefore, all HOD's are requested to incorporate following condition in all the tenders;

**Grievance Redressal Committee (GRC)**

1. If a Bidder is not satisfied with the decision of responsiveness/ non responsiveness in Packets 'A', 'B' or 'C', by the concerned HOD, he may appeal to D.M.C. (C.P.D.) by paying fee of Rs. 25,000/-.
2. D.M.C. (C.P.D.) will assign the work of co-ordination of various activities and administration work of G.C.R. to nominated Registrar – Shri Uday B. Mande.
3. The Committee for hearing grievances and passing orders will be constituted as follows:

(a) The Committee will comprise of D.M.C. / Director / Jt.M.C. of tender inviting department and D.M.C. / Director / Jt.M.C. of the department for which tender is being invited.

For example, if tender is invited by C.P.D. dept. for K.E.M. Hospital then the Committee will be of DMC(CPD), and DMC (PH).

(b) In case the tender inviting department and department for which tender is being invited are same then the concerned DMC/ Director/ Jt.M.C. of the same department and DMC(CPD) will be the members of the Committee.

For example, if tender is invited by Dean (KEM) for KEM Hospital then the Committee will be DMC (PH) and DMC(CPD).

*In tabular format:*

<b>Tender inviting Department</b>	<b>Work belonging Department</b>
<i>DMC(CPD) or DMC /Director / Jt.M.C. of concerned Department.</i>	<i>Concerned DMC / Director/ Jt.M.C.</i>

4. *In case the work is pertaining to various departments then concerned DMC / Director/ Jt.M.C. having major contribution of work will be one of the member of the Committee.*
5. *The Committee will hear the grievances of bidder within 30 days on receipt of bidder's application and will pass an order within 45 days.*
6. *If Bidder is not satisfied with the decision of the above Committee, he may appeal to the concerned Addl. Municipal Commissioner of Tender Inviting Department. The Addl. Municipal Commissioner will hear the case within 45 days from the date of receipt of application for second appeal from the bidder and will pass the order within 60 days.*


Sd/- 27.07.2021  
Dy ChE (Civil) CPD

sd/- 27.07.2021  
D.M.C. (C.P.D.)

Sd/- 30.07.2021  
A.M.C. (WS)

sd/- 06.08.2021  
Hon,ble M. C.

The above circular approved by Hon,ble MC is submitted for necessary action please.

  
Dy ChE (CPD) Civil

Copy To:

Additional Commissioner (ES/ Project/ City/ W/S)

Jt MC (Vig/ Education)/ Jt MC/ DMC- Zone (I/ II/ III/ IV/ V/ VI/ VII) (Public Health/ A&C/ Education/ Improvement/ CPD/ Infrastructure/ Engineering/ Special Engineering/ Environment/ SWM/ Sp/ RE)/ Director (Disaster Management/ Information Technology/ Zoo/ ES&P/ Medical Education & Major Hospitals)

~~City Engineer~~ Hydraulic Engineer/ Chief Engineer (BM/ Rd&Tr/ Bridges/ SWD/ Coastal Road/ WSP/ MSDP/ SP/ SO/ SWM/ M&E/ CTI&RC/ DP/ Vigilance)/ Municipal Architect

Dean (Nair/ LTMG/ KEM/ Cooper/ Nair Dental/ ChMS&HOD)/ Director)

Executive Health Officer/ Law Officer/ Chief Fire Officer/ Education Officer/ Insecticide Officer/ Security Officer/ Chief Labour Officer/ Supt. of Gardens/ Supt. of License/ Asstt. Assessor & Collector/ Ch. Inspector Shop & Est./ GM Deonar Abattoir/ Manager Printing Press/ MCA/ MS

Chief Accountant (Finance/ Treasury/ WSSD/ CPD)

Asstt. Comm. (A, B, C, D, E, F/S, F/N, G/S, G/N, H/E, H/W, K/E, K/W, L, M/E, M/W, N, P/S, P/N, R/C, R/N, R/S, S, T) Wards/ RE/ Estate

क्र. 033/9536/1 दि. 08/09/2021

वृहन्मुंबई महानगरपालिका  
नगर उच्च शिक्षण  
मध्यवर्ती कार्यालय  
03  
वेळ : १२.१२.१४.१४  
१५.१६.१७.१८  
क्र. नं./ 009536

मुंबई - (आ. १३)

५३  
०५/०९/२१  
१५/१६/१७

५५/१३/०९/२०२१

न. उप. अभि. (शापासूच)

वृहन्मुंबई महानगरपालिका  
(शाळा बांधाभूत सुविधा कक्ष) यांचे कार्यालय  
दिनांक : 13 SEP 2021  
7270  
दिनांक : एस. आय. सी. /

- Ex. Eng. (SIC) City
- Ex. Eng. (SIC) E. Sub.
- Ex. Eng. (SIC) W. Sub.
- Dy. M.A. (SIC)
- AE (SIC) M&E
- AO (SIC)

Necessary action please

Dy. CH (SIC)

- AE (SIC) L&N
- AE (SIC) M&E & M/W
- AE (SIC) P&T
- Dy. M.A. (SIC)
- Dy. M.A. (SIC) E.S.
- A.O. (SIC)

For Necessary Action Please.

Need copy to in corporation

By tender with M&E

AE (SIC) E.S.

## बृहन्मुंबई महानगरपालिका विधी खाते

परिपत्रक क्र. 10318 दि. 24.03.2022

विषय - कंत्राट करार करण्यासाठी वसूल करावयाचे विधी आकार (Legal charges) व लेखनसाहित्य आकार (Stationery charges)

- संदर्भ - 1. विधी खात्याचे परिपत्रक क्र. 03 दि. 22.06.2021  
2. परिपत्रक क्र. सीए/एफआरएम/49 दि. 07.02.2013  
3. क्र. सीए/एफआरएम/एफआय/82 दि. 07.03.2022

.....

महानगरपालिकेच्या विविध खात्यांमार्फत मागविण्यात येणा-या निविदांसंदर्भात लेखी करार करताना पक्षकाराकडून एकत्रितरित्या आकारावयाच्या विधी आकार व लेखनसाहित्य आकाराची उपरोक्त संदर्भित क्र. 1 वरील परिपत्रकानुसार दि. 01.04.2021 पासून आकारणी करण्यात येते.

तथापि महापालिकेच्या विविध खात्यांच्या आकार/शुल्कसूचीमध्ये नियमित वाढ करण्याबाबत परिपत्रक क्र. सीए/एफआरएम/49 दि. 07.02.2013 अन्वये, दरवर्षी 1 एप्रिल या दिनांकापासून शुल्कसूचीतील दरामध्ये 10 टक्के इतकी वाढ करून पुढील रु.10/- च्या पूर्णांकात दर लागू करण्याबाबतच्या सूचना प्रसूत करण्यात आलेल्या आहेत. त्यानुसार खालील तक्त्यामध्ये दर्शविल्याप्रमाणे सुधारीत विधी व लेखन साहित्य आकार (एकत्रितरीत्या) विहित करण्यात आले आहेत.

अनु. क्र	कंत्राट करार करण्यासाठी एकत्रितरित्या आकारावयाच्या विधी व लेखन साहित्य आकारांसाठी कंत्राट कराराची रक्कम	एकत्रितरित्या आकारावयाचे सुधारीत विधी व लेखन साहित्य आकार दि. 01.04.2022 पासून दि. 31.03.2023 पर्यंत
1	रु. 10,0001 ते रु. 50,000	निरंक
2	रु. 50,001 ते रु. 1,00,000	रु. 6,290/-
3	रु. 1,00,001 ते रु. 3,00,000/-	रु. 10,380/-
4	रु. 3,00,001 ते 5,00,000/-	रु. 12,470/-
5	रु. 5,00,001 ते रु. 10,00,000/-	रु. 14,510/-
6	रु. 10,00,001 ते रु. 20,00,000/-	रु. 16,570/-
7	रु. 20,00,001 ते रु. 40,00,000/-	रु. 18,660/-
8	रु. 40,00,001 ते रु. 1,00,00,000/-	रु. 20,720/-
9	रु. 1,00,00,001 ते रु. 10,00,00,000/-	रु. 24,450/-
10	रु. 10,00,00,001 ते रु. 20,00,00,000/-	रु. 28,220/-



11	रु. 20,00,00,001 ते रु. 30,00,00,000/-	रु. 31,980/-
12	रु. 30,00,00,001 ते रु. 40,00,00,000/-	रु. 35,740/-
13	रु. 40,00,00,001 ते रु. 50,00,00,000/-	रु. 39,470/-
14	रु. 50,00,00,000 ते रु. 1,00,00,00,000/-	रु. 47,000/-
15	रु. 1,00,00,00,001 ते रु. 2,00,00,00,000/-	रु. 58,270/-
16	रु. 2,00,00,00,001 ते रु. 3,00,00,00,000/-	रु. 65,770/-
17	रु. 3,00,00,00,001 ते रु. 4,00,00,00,000/-	रु. 75,120/-
18	रु. 4,00,00,00,001 ते रु. 5,00,00,00,000/-	रु. 84,510/-
19	रु. 5,00,00,00,00 पासून कोणत्याही मर्यादित	रु. 93,920/-

*modle*  
25/3/2022

( सुखश्री मि. मोदले )

उप कायदा अधिकारी (हस्तांतरण 1 व 2)  
विधि खाते

*Sunil K. Sonwane*  
25/3/2022

( सुनिल क. सोनवणे )

कायदा अधिकारी  
विधि खाते

परिपत्रक क्र. 10318 दि. 24.03.2022

प्रत ..... यांना माहितीकरीता व पुढील  
आवश्यक त्या कार्यवाहीकरीता अग्रेषित.

*Sandip M. Patil*  
25-03-2022

( संदिप मो. पाटील )

उप कायदा अधिकारी (आस्थापना)  
विधि खाते

बृहन्मुंबई महानगरपालिका जल अभियंता यांचे कार्यालय		
सी. आर	60	आयसी
एमसीएल		आय एस
डी ओ/	15	एम सी
वॉच	१३५	आय ✓
		एस आर
		गोपनीय

*All Dy HES*  
*AO (HE)-II*

Please note & do needful  
wed 1/4/2022.

HE.

(2)

6

## बृहन्मुंबई महानगरपालिका

### परिपत्रक

प्र.ले./वित्त/प्रकल्प/ 25 दि. 12/07/2022

विषय: महानगरपालिकेद्वारे हाती घेण्यात येणारी विविध प्रकल्प कामे तसेच प्राप्त करण्यात येणा-या वस्तु व सेवा इत्यादीबाबतच्या ई-निविदा/निविदा/दरपत्रक यामध्ये वस्तु व सेवा कराच्या अनुषंगाने अंतभूत करावयाच्या अटीबाबत,

संदर्भ: १) प्र.ले./वित्त/प्रकल्प/शहर/३३ दि.०४.०३.२०१७

२) प्र.ले./वित्त/प्रकल्प/शहर/१२०अे दि.०८.०५.२०१७

३) प्र.ले./वित्त/प्रकल्प/शहर/८ दि.१४.०७.२०१७

४) प्र.ले./वित्त/प्रकल्प/शहर/२८ दि.१०.११.२०१७

५) Press Release: 47<sup>th</sup> Meeting of the GST Council, Chandigarh  
28<sup>th</sup> and 29<sup>th</sup> June, 2022.


बृहन्मुंबई महानगरपालिकेद्वारे हाती घेण्यात येणाऱ्या विविध प्रकल्प कामे तसेच प्राप्त करण्यात येणा-या वस्तु व सेवा इत्यादीबाबतच्या ई-निविदा/निविदा/दरपत्रक यामध्ये वस्तु व सेवा कराच्या अनुषंगाने अंतभूत करावयाच्या अटीबाबत संदर्भित परिपत्रकान्वये सूचना प्रसूत केल्या आहेत.

वस्तु व सेवाकरांच्या दराने फेरबदल करण्याबाबत शासन विचाराधीन असल्याने महानगरपालिकेतील विविध कामांच्या निविदांबाबत संभाव्य निविदाकार महापालिकेस निवेदन सादर करत आहेत. अतएव, महानगरपालिकेद्वारे हाती घेण्यात येणारी विविध प्रकल्प कामे तसेच प्राप्त करण्यात येणा-या वस्तु व सेवा इत्यादीबाबतच्या ई-निविदा/निविदा/दरपत्रक यामध्ये संदर्भित क्र.५ अन्वये दिलेल्या वस्तु व सेवा कराच्या अनुषंगाने अंतभूत करावयाच्या अटीमध्ये खालीलप्रमाणे बदल करण्यात येत आहे.

F:\B Drive\GST\MCGM-GST-2017\MCGM CIRCULAR\Hofd Files\Circular- Modification in Tax Condition.docx

1

J-57(85 C1-3)

City Engineer 



विद्यमान अट	सुधारित अट
<p>"GST and other state levies/cess which are not subsumed under GST will be applicable. The tenderer shall quote inclusive of all taxes. It is clearly understood that BMC will not bear any additional liability towards payment of any Taxes &amp; Duties.</p> <p>Wherever the services to be provided by the Tenderers, falls under Reverse Charge Mechanism, the Price quoted shall be exclusive of GST, but inclusive of Taxes/Duties/Cess other than GST, if any.</p> <p>Rates accepted by BMC shall hold good till completion of work and no additional individual claim shall be admissible on account of fluctuations in market rates; increase in taxes/any other levies/tolls etc. except that payment/recovery for overall market situation shall be made as per Price variation.</p>	<p>"GST and other state levies/cess which are not subsumed under GST will be applicable. The tenderer shall quote inclusive of all taxes <u>applicable at the time of bid submission</u>. It is clearly understood that BMC will not bear any additional liability towards payment of any Taxes &amp; Duties.</p> <p>Wherever the services to be provided by the Tenderers, falls under Reverse Charge Mechanism, the Price quoted shall be exclusive of GST, but inclusive of Taxes/Duties/Cess other than GST, if any.</p> <p>Rates accepted by BMC shall hold good till completion of work and no additional individual claim shall be admissible on account of fluctuations in market rates; increase in taxes/any other levies / tolls etc. except that payment/recovery for overall market situation shall be made as per Price variation and if there is any subsequent change (after submission of bid) in rate of GST applicable on the work/services to be executed as per tender, i.e. any increase will be reimbursed by BMC whereas any reduction in the rate of GST shall be passed on to BMC as per the provisions of the GST Act.</p>

उपरोक्त सुधारीत अट ही ज्या कामांच्या ई-निविदा/निविदा/दरपत्रक दस्तऐवज यामध्ये समाविष्ट केलेली असेल. फक्त त्याच कामांकरिता लागू असेल.

अतएव, प्राप्त होणारे देकार प्रचलित वस्तु व सेवा करांच्या दरानुसार प्राप्त होणार असल्याने, सध्या ज्या ई-निविदा/निविदा/दरपत्रक मागविलेल्या आहेत अशा निविदांमध्ये


३-५७६८५


2


F:\B Drive\GST\MCGM-GST.2017\MCGM CIRCULAR\Word Filer\Circular- Modification in Tar Condition.docx

नियत दिनांकापूर्वी शुद्धीपत्रकाद्वारे उपरोक्त सुधारीत अट समाविष्ट करण्याबाबत तसेच चाबुडे मागविण्यात येणाऱ्या ई-निविदा/निविदा/दरपत्रक यांमध्ये उपरोक्त सुधारीत अट समाविष्ट करण्याची संबंधित खातेप्रमुख यांनी दक्षता घ्यावी. तसेच वस्तु व सेवा कराच्या दरातील बदल हा शासन निर्णयामधील दिनांकापासून प्रभाव्य राहिल.

सर्व खातेप्रमुख, रूग्णालयांचे अधिष्ठाता, सहायक आयुक्त, यांनी उपरोक्त सुचनांचे काटेकोरपणे अनुपालन करावे.

  
(पांडुरंग गोसावी)  
प्रमुख लेखापाल (पा.पु.म.नि.)

  
(प्रदिप पडवल)  
प्रमुख लेखापाल (वित्त) व.

  
(रामदास अक्हाड)  
उप आयुक्त (वित्त)

  
(पो. कुलकर्णी) 774  
अतिरिक्त आयुक्त (प्रकल्प)

शुद्धीपत्रक ई-निविदा/निविदा/दरपत्रक  
नगर अभियंता  
मध्यवर्ती कार्यालय  
0 - 557 2072  
दूर - ११, १२, १३, १४, १५, १६, १७, १८  
१९, २०, २१, २२  
द. नं. ३१ / 010315

(कप)  
कु वि (अक्षी)  
5/1/2022

सहायक अभियंता (३) न. अ. 10315/कप दि. 12/09/2022

संवेदन :- प्र.नि. / वित्त / प्रकल्प / 25 दि. 12/09/2022

संत प  
कप  
05/09/2022  
अ. लि. (कप)

हात माहितीकरण न  
योग्य त्या कार्यवाहिके रिता अग्रणीत

श्री. श. शर्मा / 01/09/22  
प्रशासकीय अधिकारी - (३)  
नगर अभियंता मध्यवर्ती कार्यालय

न. उप. अक्षि (शा. पा. अ. कु. क)  
अतिरिक्त,

NS 1923-CA- BmpP - 57685 - 2022-23 - 500 COPY

3

F:\S Drive\GSTM\CGM-QST\3017\CGM CIRCULAR\Word Files\Circular- Modification in Tar Condition.docx

परिपत्रक

२०२१-२२

क्र. सीए/एफआरजी / २० दिनांक १७.०१.२०२२

विषय:- महानगरपालिकेच्या विविध खात्यांमार्फत मागविण्यात येणा-या अनस्टार दरपत्रिका / निविदा / दरपत्रिका / ई-दरपत्रिका / ई-निविदा दस्तऐवजांच्या किंमतीच्या दरात वाढ करण्याबाबत

संदर्भ :- १) क्र. प्रले/एफसीई/२८ दि. १३.०१.२०१६

२) क्र.सीए/एफआरजी/ ४० दिनांक १३.०१.२०२१

३) परिपत्रक क्र. सीए/एफआरटी/१७ दि. २३.१२.२०२१

बृहन्मुंबई महानगरपालिकेच्या विविध खात्यांमार्फत मागविण्यात येणाऱ्या अनस्टार दरपत्रिका / निविदा / दरपत्रिका / ई-दरपत्रिका / ई-निविदा दस्तऐवज यांची पक्षकारांकडून आकारण्यात येणारी किंमत उपरोक्त संदर्भ क्र. ०२ वरील परिपत्रकानुसार दिनांक ०१.०४.२०२१ पासून दिनांक ३१.०३.२०२२ पर्यंत सुधारित दराने आकारण्याबाबत निर्देश देण्यात आले होते.

दिनांक ०१.०४.२०२१ पासून लागू करण्यात आलेल्या अनस्टार दरपत्रिका / निविदा / दरपत्रिका / ई-दरपत्रिका / ई-निविदा दस्तऐवजांच्या किंमतीच्या दरांमध्ये सन २०२२-२३ या वर्षामध्ये १०% वाढ करण्यात येत आहे. तसेच परिपत्रक क्र. सीए/एफआरटी/१७ दि. २३.१२.२०२१ नुसार सुधारित दरावर १८% दराने वस्तु व सेवाकराची वसुली करणे आवश्यक राहिल. त्यानुसार लागू करावयाचे सुधारित दर खालीलप्रमाणे आहेत :-

स्वारस्याची अभिव्यक्ती प्रस्ताव/मालाचा पुरवठा/सल्लागार सेवासह स्थापत्य कामे आणि सेवा इत्यादी विषयक कार्यालयीन अंदाजे रक्कम	अनस्टार दरपत्रिका / निविदा / दरपत्रिका/ई-दरपत्रिका / ई-निविदा दस्तऐवजांची सुधारित किंमत दिनांक ०१.०४.२०२२ पासून
रु. ३ लाखापर्यंत	रु. २२०/- अधिक वस्तु व सेवाकर
रु. ३,००,००१/- पेक्षा अधिक	कार्यालयीन अंदाजाच्या ०.११% (अशी येणारी रक्कम पुढील शंभराच्या पटीत परिवर्तित करणे यासापेक्ष) अधिक वस्तु व सेवाकर (म्हणजेच कमीत कमी रु. ३३०/- अधिक वस्तु व सेवाकर आणि जास्तीत जास्त रु. १०४००/- अधिक वस्तु व सेवाकर)

CH. ENG. Traff. Co-ordr. (8)

54336 (1-2)