

MUNICIPAL CORPORATION OF GREATER MUMBAI

Income and Expenditure for the period from 01.04-2008 To 31.03-2009

For Business Area *

For Fund *

For Functional Area*

Item/Head of Account	Current Year Amount (Rs.)	Previous Year Amt (Rs.)
* INCOME		
* (1-10)I1:Tax Revenue	74,071,075,742.08	64,296,743,665.31
(1-20)I2 Assigned Revenues & Compensation	16,530,905.50	16,330,340.75
* (1-30)I3:Rental Income Fm Mun Properties	389,348,369.11	646,476,566.15
* (1-40)I4:Fees&USER Charges	23,820,063,884.38	20,025,337,043.26
(1-50)I5:Sale & Hire Charges	87,160,641.01	139,341,650.17
(1-60)I6:Rev Grant,Contribution&SUBSIDIE	431,722,162.00	1,090,318,899.00
(1-70)I7:Income from Investments	12,860,349,924.58	12,426,168,203.83
(1-71)I8:Interest Earned	239,584,785.47	146,415,563.56
(1-80)I9:Other Income	20,380,235,799.47	21,565,605,870.58
** A Total Income	132,296,072,213.60	120,352,737,802.61
* EXPENDITURE		
(2-10)I10:Establishment Expenses	33,308,795,186.79	31,805,579,302.44
(2-20)I11:Administrative Expenses	1,718,964,556.11	1,333,019,030.65
(2-30)I12:Operations & Maintenance	14,420,773,756.80	15,107,729,686.64
(51-59) I12A Corporator fund		
(2-40)I13:Interest & Finance Expenses	2,017,307,321.87	3,830,957,548.57
(2-50)I14:Programme Expenses	661,340,254.66	512,216,685.36
(2-60)I15:Rev Grants,Contribution&SUBSID	32,059,268,527.75	28,711,859,592.23
(2-70)I16:Provisions and Write off	3,100,000,000.00	673,091,516.90
(2-71)I17:Miscellaneous Expenses		
(2-72)I17A:Depreciation	1,870,832,244.58	1,309,163,898.16
* B Total Expenditure	89,157,281,848.56	83,283,617,260.95
*** Gr.Sur/Defi of inc over exp bf pr period	43,138,790,365.04	37,069,120,541.66
* (2-80)I18:Add:Prior Period Items (Net)	522,710,559.00	382,848,560.57
**** Gr.Sur/Def of Inc ovr exp aftr pr period	43,661,500,924.04	37,451,969,102.23
(2-90)I18A:Less Transfer to Reserve Fund	43,661,500,924.04	37,451,969,102.23
***** Net Bal.Being Surplus/Def c/f Muncipal F		

MUNICIPAL CORPORATION OF GREATER MUMBAI

INCOME & EXPENDITURE SCHEDULE I-1:TAX REVENUE FOR THE PERIOD 2008

FOR BUSINESS AREA *

FOR FUND *

FOR FUNCTIONAL AREA*

Description	Current Year Amount (R)	Previous Year Amount (R)
* (110-01)Property Tax	7,468,944,522.54	5,868,747,877.70
110010000 Property Tax (General Tax)	43,212.00	182,899.61
110010100 General Tax frm the Public	7,250,096,868.54	5,552,655,158.39
110010200 General Tax frm Govt.	70,355,145.00	125,059,286.00
110010300 General Tax frm Port Trust	16,829,832.00	49,000,830.00
110010400 General Tax frm Impvt Schemes Prop.	95,854,084.00	98,592,821.00
110010500 General Tax frm Central Railway		1,524,981.00
110010600 General Tax frm Western Railway		1,148,099.00
110010700 General Tax frm Mun Dept.	35,765,381.00	40,583,370.70
110019900 General Tax-Others		432.00
* (110-02)Water Tax	6,984,209,269.00	5,325,821,318.00
110020000 Water Tax	7,594.00	794,840.00
110020100 Water Tax Domestic	422,715,118.00	357,267,046.00
110020200 Water Tax Industries	820,415,640.00	656,344,208.00
110020300 Water Benefit Tax	450.00	1,216,349.00
110020301 Water Benefit Tax -Domestic	1,645,037,010.00	1,451,387,356.00
110020302 Water Benefit Tax-Industries	4,096,033,457.00	2,858,337,705.00
110029900 Water Tax-Others		473,814.00
* (110-03)Sewerage Tax	6,247,858,580.00	4,508,924,578.00
110030000 Sewerage Tax		1,262,145.00
110030100 Sewerage Tax Domestic	1,032,062,928.00	726,326,623.00
110030200 Sewerage Tax Industries	1,660,076,565.00	1,195,280,527.00
110030300 Sewerage Benefit Tax		801,436.00
110030301 Sewerage Benefit Tax -Domestic	1,086,642,069.00	870,774,649.00
110030302 Sewerage Benefit Tax-Industries	2,469,077,018.00	1,714,020,766.00
110039900 Sewerage Tax-Others		458,432.00
* (110-06)Educatn Tax	3,138,369,318.00	2,630,086,899.00
110060000 Education Tax/ Cess		8.00
110060100 Education Tax/ Cess frm the Public	3,071,921,562.00	2,559,849,322.00
110060200 Education Tax/ Cess frm Govt.	7,723,952.00	8,571,698.00
110060300 Education Tax/ Cess frm Port Trust		42,191.00
110060400 Edu Tax/ Cess frm Impvt Schemes Prop.	42,166,014.00	45,495,989.00
110060700 Edu Tax/ Cess frm Mun Dept.	15,805,778.00	15,794,779.00
110069900 Education Tax/ Cess-Others	752,012.00	332,912.00
* (110-07)Vehicle Tax	244,688.00	212,704.00
110070100 Wheel Tax	244,688.00	212,704.00
* (110-08)TaxOn Animal	1,536,800.00	601,200.00
110080100 Tax on dogs	1,536,800.00	601,200.00
* (110-10)Profesnl.Tax		8,565.00
110100000 Professional Tax		8,565.00
* (110-13)Fire Tax	1,173,708,769.06	875,203,231.30
110130000 Fire Tax		104,328.39
110130100 Fire Tax frm the Public	1,120,181,848.06	854,916,129.61
110130200 Fire Tax frm Govt.	10,823,869.00	205,290.00
110130300 Fire Tax frm Port Trust	2,589,205.00	
110130400 Fire Tax frm Impvt Schemes Prop.	32,188,005.00	15,168,007.00
110130500 Fire Tax frm Central Railway	9,337.00	
110130700 Fire Tax frm Mun Dept.	7,916,505.00	4,809,476.30
* (110-14)Street Tax	3,926,103,312.85	3,300,682,256.00
110140000 Street Tax		105,520.00
110140100 Street Tax frm the Public	3,841,520,940.85	3,202,345,722.00
110140200 Street Tax frm Govt.	2,717,655.00	775,075.00
110140300 Street Tax frm Port Trust	9,209,718.00	20,865,868.00
110140400 Street Tax frm Impvt Schemes Prop.	52,808,442.00	56,880,052.00
110140500 Street Tax frm Central Railway		5,417.00
110140700 Street Tax frm Mun Dept.	19,846,557.00	19,704,602.00
110149900 Street Tax-Others		
* (110-15)Theatre Tax	6,234,610.20	6,225,984.60

	110150000 Theatre Tax		6,234,610.20		6,225,984.60	
*	(110-16)Tree Cess		551,474,766.00		116,219,463.00	
	110160000 Tree Cess		551,474,766.00		116,219,463.00	
*	(110-51)Octroi&TOLL		44,572,389,005.93		41,663,011,921.71	
	110510000 Octroi & Toll		59,241.00			
	110510100 Octroi		40,628,876,656.27		28,674,038,510.29	
	110510101 Octroi through Port Trust		6,928,233.11		7,404,027,850.67	
	110510102 Octroi through Central Railway		571,878,418.00		2,725,735,454.51	
	110510103 Octroi through Western Railway		287,582,571.50		125,650,100.39	
	110510104 Octroi through Octroi Establishment		257,624,834.21		466,140,235.56	
	110510105 Octroi through Postal Service		2,916,356.00		2,206,618.00	
	110510106 Octroi through Vigilance		15,573,817.00		5,339,526.00	
	110510108 Octroi-through ITZ cash account		30,179,307.00			
	110510199 Octroi-Others		2,770,769,571.84		2,259,873,626.29	
*	(110-80)Other Taxes		2,100.50		997,667.00	
	110800000 Other Taxes		0.50		11,700.00	
	110800100 Mun Taxes		2,100.00		985,967.00	

**	Sub Total (A)		74,071,075,742.08		64,296,743,665.31	

*	Sub Total (B)					

***	Total Tax Revenue		74,071,075,742.08		64,296,743,665.31	

MUNICIPAL CORPORATION OF GREATER MUMBAI

INC&EXP SCHEDULE I-2:ASSIGN REVENUE & COMPENSATION FOR THE PERIOD 2008

FOR BUSINESS AREA *

FOR FUND *

FOR FUNCTIONAL AREA *

Description	Current Year Amount (R)	Previous Year Amount (R)
* (120-10) Taxes & Duties collected by othe	5,000.00	3,392,176.00
120010100 Share of Entertainment Tax		1,845,924.00
120010200 Share of Fines-Offences against Law	5,000.00	
120010300 Share of Non-Agri. Asmt Tax & Land Rev.		1,232,458.00
120019900 Share of other Taxes & Duties		313,794.00
* (120-20) Compensation in lieu of Tax/Duti	16,525,883.50	12,905,064.75
120200000 Compensations in lieu of Taxes/ Duties		9,546.00
120209900 Other Compensations	16,525,883.50	12,895,518.75
* (120-30) Compensations in Lieu of Concess	22.00	33,100.00
120300000 Compensations in lieu of Concessions	22.00	33,100.00
** Total Assigned revenues & compensation	16,530,905.50	16,330,340.75

MUNICIPAL CORPORATION OF GREATER MUMBAI

INC&EXP SCHED I-3:RENTAL INCOME FROM MUNICIPAL PROPERTIES FOR THE PERIOD 2008

FOR BUSINESS AREA *

FOR FUND *

FOR FUNCTIONAL AREA *

Description	Current Year Amount(R)	Previous Year Amount(R)
* (130-10)Rent from Civic Amenities	125,182,417.17	115,284,290.29
130000000 Rental Income frm Mun Properties	111,129.00	558,210.00
130100000 Rent frm Civic Amenities	5,098.00	
130100100 Rent frm Open Air Theatres	1,362.00	5,559.00
130100200 Rent frm Recreation Centres	11,959,459.00	18,703,214.46
130100300 Rent frm Markets	82,917,613.00	76,983,174.80
130100400 Rent frm Swimming Pool	2,281,207.00	1,195,197.92
130100500 Rent frm Playgrounds	21,689.00	66,058.00
130100600 Rent frm Marriage Halls/Community Cent.	9,691,724.04	11,767,619.11
130100700 Rent frm Gardens	395,919.00	344,834.00
130100800 Rent frm School Buildings	17,685,025.13	5,153,978.00
130100900 Rent frm Slaughter House	432.00	11,083.00
130101000 Rent frm Dormitories	111,760.00	410,598.00
130101100 Rent frm Hosptl Buildings		20,236.00
130109900 Rent frm Other Civic Amenities		64,528.00
* (130-20)Rent - Office Buildings	10,215,867.16	14,231,748.37
130200000 Rent frm Office Buildings	629,567.00	937,323.88
130200100 Rent frm Administrative Buildings		636,265.00
130200200 Rent frm Staff Quarters	8,117,289.41	10,664,976.99
130200201 Recovery-Electricity & Meter Rent	546,558.00	392,460.00
130209900 Rent frm Other Office Buildings	922,452.75	1,600,722.50
* (130-40)Rent - Lease of Lands	57,407,166.35	231,309,633.20
130400000 Rent frm Lease of Lands		3,594,413.00
130400100 Rent frm Lease of Land	25,052.00	20,712,584.00
130400200 Ground Rent	50,310,367.60	110,652,192.55
130409900 Rent frm Lease of Other Lands	7,071,746.75	96,350,443.65
* (130-80)Other Rents	196,542,918.43	285,650,894.29
130800000 Other Rents	9,700.00	65,451.34
130800100 Rent frm Chawls	12,888,902.08	13,407,616.77
130800200 Rent frm Prop. under Impvt Schemes	31,703,941.94	22,341,660.26
130800201 Rent frm permanent properties	4,410,301.75	23,299,082.76
130800202 Rent frm temporary properties	58,297.00	531,778.00
130800300 Rent frm Prop.undr Police Accmdn.Schemes	2,445.00	1,843,736.00
130800400 Rent frm Industrial Estates	1,820,190.60	1,489,200.40
130800500 Rent frm Semi-Permanent Sheds	4,825,518.00	43,217,308.67
130800600 Rent frm Slums	2,239,888.40	3,185,848.10
130800601 Rent frm Mun Slums	99,728,338.75	114,033,758.51
130800602 Rent frm Govt./ MHB Slums	11,877,424.50	39,678,419.50
130800603 Rent frm pvt. Slums	926,942.20	1,315,336.00
130800604 Rent frm Central Govt. Slums	85,143.00	681,216.00
130800700 Rent frm Water Meters	4,175,488.00	2,716,301.00
130800800 Rent frm Buildings	14,158,861.89	9,344,691.18
130800900 Rent of washing stone	2,726,864.00	2,297,885.00
130809900 Other Miscellaneous Rents	4,904,671.32	6,201,604.80
** Sub Total (A)	389,348,369.11	646,476,566.15
* Sub Total (B)		
*** Total Rental Income from Mun. properties	389,348,369.11	646,476,566.15

MUNICIPAL CORPORATION OF GREATER MUMBAI

INCOME & EXPENDITURE SCHE I-4(a):FEES &USER CHARGES FOR THE PERIOD 01.04.2008

To 31.03.2009 Function Wise

For Business Area *

For Fund *

Particulars	Current Year	Prev Year Amount
0000000000 General Administration	14,614,038.46	9,251,873.30
* General Administration	14,614,038.46	9,251,873.30
0010100000 General Body/ Corporation		7,509.00
0010300000 Improvement Committee		9,080.00
0010400000 Education Committee	134.00	
0010900000 Secretariat	57,349.32	53,462.96
* Municipal Body	57,483.32	70,051.96
0020000000 Administration	5,943,069.00	3,556,475.00
0020100000 Municipal Commissioner	160,416,278.20	13,334,297.05
0020200000 Labour	1,447.00	1,659,406.75
0020300000 Personnel	4,798.00	77.00
0020400000 Public Relations	420.00	37,884.75
00204010000 Publication of B M M Patr		6,000.00
0020500000 Security	269,449.72	156,323.87
0020700000 Civic Training & Research	20,875.80	9,500.00
0020800000 Departmental Enquiries	5,898.00	4,000.00
0021000000 Vigilance	120,284.45	54,148.32
0021100000 Legal	3,537,829.00	4,016,786.00
0021200000 Information & Technology	5,122,772.25	1,714,848.55
0021300000 Disaster Management	71,669.00	177,167.00
0021400000 Upkeep & Maint of Mun Off	3,327,975.63	1,076,315.37
* Administration	178,842,766.05	25,803,229.66
0030100000 Finance, Treasury & A/cs	8,649,138.85	25,367,710.73
0030200000 Statutory Audit	385.00	4,256.00
* Finance, Accounts, Audit	8,649,523.85	25,371,966.73
0040000000 Election	997,317.00	338,809.00
0040100000 Prepn of Election Rolls		786,879.00
0040200000 Holding Elections		35,851.00
* Election	997,317.00	1,161,539.00
0050000000 Record Room		208.00
* Record Room		208.00
0060000000 Estate	1,183,190.00	
0060200000 Dhobighat		24,149.00
0060300000 Estates and Land Manageme	1,827,060.54	338,768.00
* Estate	3,010,250.54	362,917.00
0070100000 Central Stores	2,890,395.68	551,527.00
* Stores & Purchase	2,890,395.68	551,527.00
0080100000 Mech & Electrical Service	465,642.58	84,120.00
00801010000 Electric Installation(Pla	180,293.16	346,178.75
00801020000 Municipal Workshop	4,930.00	
00801020100 Mechanical Maintenance	16,831.00	374,246.00
00801020101 Office & Supervisory Sec		28,002.00
00801020102 Mech Worksp &Outdoor Unit	431,500.00	209,650.00
00801020200 Electrical Maintenance	317,659.00	427,526.00
00801020201 Office & Supervisory Sec		4,610.00
00801020202 Elec Worksp &Outdoor Unit	4,229.00	
00801020300 Refrigeration Maintenance	254,900.00	98,850.00
00801020302 Refrig Worksp &Maint Unit		125.00
00801020500 Mech & Electrical Stores	2,060.00	
00801040000 Municipal Power Laundry	217,998.00	226,580.00
00802000000 Mechanical Transport	1,964,035.69	1,313,670.08

	00803000000	Asphalt Plant		8,535.00		22,756.70	
	00804000000	Material Testing Lab		2,430.00		52,240.41	
	00805000000	Printing Press		134,883.65		41,814.20	
*	Workshop			4,005,927.08		3,230,369.14	
**	General Administration			213,067,701.98		65,803,681.79	
	11100000000	City & Town Planning		135,089,700.02		42,320,235.60	
	11101000000	Central Office		2,867,397.20		30,944,809.90	
	11101010000	Central Planning				352,743.00	
	11102000000	Architectural Services		220,004.00		763.00	
	11103000000	Land Acquisition & Mgmt		5,705,917.00		2,954,638.10	
	11105000000	Industrial Estates		6,380.00		21,497.47	
	11106000000	Development Planning		9,492,341,366.64		7,280,613,469.34	
	11107000000	Town Planning Schemes				58,920.00	
	11108000000	Implementation of Town Pl		4,860.00		1,127.36	
	11111000000	Conservation and beautifi		1,087,090.92		2,295,056.00	
*	City & Town Planning			9,637,322,715.78		7,359,563,259.77	
	11200000000	Building Regulation		75,993,944.69		70,138,238.15	
	11202000000	Insp & Supervision of Fac		6.00		1,300.00	
	11201000000	Inspection & Supervision		230,500.00		24,168,314.00	
	11203000000	Works related to Municipa		15,998,322.50		4,896,112.49	
*	Building Regulation			92,222,773.19		99,203,964.64	
	11300000000	Economic Planning		5,887,785.56		6,478,328.06	
*	Economic Planning			5,887,785.56		6,478,328.06	
	11401000000	Removal of Encroachment &		5,220,004.00		6,253,964.00	
	11402000000	Removal of Encroachment o		1,637,034.00		451,617.72	
*	Encroachment Removal			6,857,038.00		6,705,581.72	
	11500000000	Trade License/ Regulation		29,331.41		5,400.00	
	11501000000	Trade Licensing		708,344,462.06		735,265,631.41	
	11502000000	Admin of Shops & Estt Act		135,075,472.00		133,374,174.00	
*	Trade License/ Regulation			843,449,265.47		868,645,205.41	
**	Planning & Regulations			10,585,739,578.00		8,340,596,339.60	
	20000000000	Public Works		614,882.00		308,023.00	
*	Public Works			614,882.00		308,023.00	
	22100000000	Roads and Pavement		464,860,362.69		416,881,396.11	
	22101000000	General		910,186.00			
	22101020000	Construction		34.00		29,199.00	
	22103000000	Road Maintenance		44,039,832.07		125,898,492.72	
	22104000000	Reinstatement of Trenches		6,741,830.88		884,205.70	
*	Roads and Pavement			516,552,245.64		543,693,293.53	
	22200000000	Bridges and Fly overs		25,173,098.92		28,165,569.59	
	22201000000	Bridge Planning & Design				559.00	
	22202000000	Bridge Maintenance		72,000.00			
*	Bridges and Fly overs			25,245,098.92		28,166,128.59	
	22300000000	Subways and Causeways		436,881.70		4,498,281.46	
*	Subways and Causeways			436,881.70		4,498,281.46	
	22400000000	Street Lighting		12,960,474.87		8,516,024.37	
*	Street Lighting			12,960,474.87		8,516,024.37	
	22500000000	Strom Water Drains		600,792,273.58		387,612,744.94	
*	Strom Water Drains			600,792,273.58		387,612,744.94	
	22600000000	Traffic Signals/ Operatio		53,534,217.42		44,818,071.77	
	22601000000	Traffic Planning				60.00	
	22602000000	Traffic Operation		2,303,416.07		198,720.87	
	22604000000	Pay & Park Scheme		549,226.00		553,821.00	
*	Traffic Signals & Ops			56,386,859.49		45,570,673.64	
**	Public Works			1,212,988,716.20		1,018,365,169.53	
	30000000000	Health		41,456,618.31		252,166,449.58	
*	Health			41,456,618.31		252,166,449.58	
	33100000000	Public Health		84,551.00		142,802.00	
	33101000000	General Superintendence		181,564,916.19		875,069.70	
	33103000000	Out Reach Services		4,385.00			

*	Public Health		181,653,852.19		1,017,871.70	
	33200000000 Epidemic/ Prevention Cont					
	33201000000 Epidemics		89,244.00		168,900.00	
	33202000000 Vector & Pest Control		27,027,278.19		24,910,262.00	
	33203000000 Rodent Control		30,800.00		83,434.00	
	33204000000 Malaria Eradication Prog		1,941.00			
	33205000000 Rabies Control		103,430.00		156,260.00	
	33205010000 Destruction of Dogs				8,358.39	
	33205020000 Licensing of Dogs				3,010.00	
*	Epidemic, Prevention Ctrl		27,252,693.19		25,330,224.39	
	33300000000 Family Planning		164,337.50		297.00	
*	Family Planning		164,337.50		297.00	
	33400000000 Primary Health Care		14,297,691.54		3,932,599.49	
	33401000000 Maternity Homes, Children		4,348,455.66		1,502,205.00	
	33401010000 Maternity Homes		985,399.00		2,287,545.97	
	33401040000 Indian Population Proj V		11,921.50		17,146.00	
	33401050000 Immunization Programme &		13,750.00		11,003.00	
	33402000000 Dispensaries		564.00		269,733.00	
	33402010000 Dispensary - Out-Patient		398,044.00		73,114.00	
	33402010100 Allopathic		9,754,542.42		1,629,778.57	
	33402010200 Ayurvedic/ Unani		50,624.19		4,692.70	
	33402020000 Municipal Clinic - STD's		23,680.00		36,018.70	
	33402030000 Drug De-Addiction Centre		11,240.00		6,701.00	
*	Primary Health Care		29,895,912.31		9,770,537.43	
	33500000000 Hospital Services		1,000.00		597,210.00	
	33501000000 Main Hospitals		165,705,961.01		163,270,007.83	
	33502000000 Peripheral Hospitals		59,605,022.19		49,974,328.50	
	33502010000 Infectious Diseases Hospi		3,967,225.65		3,471,735.24	
	33502020000 Municipal Gen Hospital				13,010.00	
	33502030000 Municipal Spl Hospital		5,918,013.27		5,635,340.17	
*	Hospital Services		235,197,222.12		222,961,631.74	
	33600000000 Burial and Cremations		1,114,408.27		1,255,026.03	
	33601000000 Cemeteries		1,006,260.49		59,349.51	
	33602000000 Electric Crematorium		606,417.62		12,294.23	
*	Burial and Cremations		2,727,086.38		1,326,669.77	
	33700000000 Vital Statistics		29,419,906.00		20,082,647.00	
*	Vital Statistics		29,419,906.00		20,082,647.00	
	33801000000 Laboratory		21,786,136.38		21,943,823.00	
*	Prevention - Food Adult'n		21,786,136.38		21,943,823.00	
**	Health		569,553,764.38		554,600,151.61	
	40000000000 Sanitation and Solid Wast				9,529.00	
*	Sanitation and Solid Waste				9,529.00	
	44100000000 Solid Waste Management		449,337,470.95		421,594,291.71	
	44101000000 Superintendence & Inspect		8,257,535.01		4,274,781.10	
	44102020000 Loading & Removal of Refu		20,463.00		111,904.00	
	44103000000 Maintenance of Dumping Gr		1,128,319.58		391,584.06	
	44105000000 Projects Division - Infra		347,257.00		3,048,632.14	
	44102000000 Conservancy Services		25,774,336.23		10,399,087.95	
	44102010000 Collection of Refuse		56,639.00		37,404.00	
	44102030000 Halalkhore		20.00		130.00	
	44104000000 Collection, Transportatio		200,000.00		55,088.00	
*	Solid Waste Management		485,122,040.77		439,912,902.96	
	44200000000 Public Convenience				8,545.00	
*	Public Convenience				8,545.00	
	44300000000 Veterinary Services		155,874.86			
*	Veterinary Services		155,874.86			
	44400000000 Cattle Pounding		81,596.07		19,929.04	
*	Cattle Pounding		81,596.07		19,929.04	
	44500000000 Slaughter Houses		130,151,686.14		120,753,735.97	
*	Slaughter Houses		130,151,686.14		120,753,735.97	

**	Sanitation & SWM	615,511,197.84	560,704,641.97
	55100000000 Water Supply	493,036.05	8,481,793.23
	55101000000 Administration	18,558,653.58	75,122,649.10
	55102000000 Distribution	141,805,051.77	194,611,011.68
	55103000000 Construction	286,113,572.96	96,528,620.67
	55104000000 Meter Workshop	3,514,812.90	1,961,428.00
	55105000000 Maintenance	40,688,261.83	32,019,352.93
	55106000000 Planning & Designing	293,986.00	246,221.00
	55107000000 Revenue Collection	6,367,708,014.00	5,563,584,341.50
*	Water Supply	6,859,175,389.09	5,972,555,418.11
	55200000000 Sewerage	16,969.50	362,963.71
	55201000000 Administration	9,580,850.22	8,877,696.04
	55202000000 Operation (Mechanical)	4,223.53	81,958.15
	55205000000 Maintenance	82,119,334.40	108,874,285.89
	55206000000 Purification & Revenue	1,247,111.00	1,650.00
	55207000000 Drainage Workshop	58,531.00	
	55208000000 Construction	20,009,025.47	20,076,402.78
	55209000000 Planning & Design	63,833,228.53	5,554,080.00
	55210000000 55210000000	2,753,012,976.00	2,326,922,119.38
*	Sewerage	2,929,882,249.65	2,470,751,155.95
	55300000000 Fire Services	148,814,896.59	106,322,127.30
*	Fire Services	148,814,896.59	106,322,127.30
	55400000000 Arts and Culture	1,721,444.83	889,528.71
*	Arts and Culture	1,721,444.83	889,528.71
	55500000000 Community/ Marriage Centr		84,510.00
*	Community/ Marriage Ctr		84,510.00
	55600000000 Amusement	360.00	19,260.00
	55601000000 Swimming Pools	25,302,569.62	21,139,401.29
*	Amusement	25,302,929.62	21,158,661.29
	55700000000 Museums	245.00	
*	Museums	245.00	
	55800000000 Municipal Markets	13,714,039.27	20,883,454.50
	55801000000 Central Supervision & Adm		71,039.00
	55802000000 Municipal Markets - Maint	708,788.95	380,752.78
*	Municipal Markets	14,422,828.22	21,335,246.28
**	Civic Amenities	9,979,319,983.00	8,593,096,647.64
	66100000000 Parks, Gardens	32,177,358.17	8,580,790.62
*	Parks, Gardens	32,177,358.17	8,580,790.62
	66200000000 Play Grounds	9,916,721.65	6,743,052.73
*	Play Grounds	9,916,721.65	6,743,052.73
	66400000000 Urban Forestry	5,130.00	102,048.16
	66402000000 Maint of Existing Trees	2,740,001.86	357,936.00
	66403000000 Plantation of New Trees	60,011.06	
	66404000000 Development of Nurseries	124,372.00	529.00
	66407010000 Main of Existing Trees	23,550.00	
*	Urban Forestry	2,953,064.92	460,513.16
	66500000000 Environment Conservation		
	66501000000 Measures to Control Envir	96,068.76	78,368.59
	66501010000 General Supervision	3,375,225.50	5,604,573.00
	66501020000 Air Pollution Ctrl Cell	127,505.00	23,960.00
*	Environment Conservation	3,598,799.26	5,706,901.59
	66600000000 Zoos	6,424,614.00	7,447,502.94
*	Zoos	6,424,614.00	7,447,502.94
**	Urban Forestry	55,070,558.00	28,938,761.04
	77600000000 Slum Improvements	256,067.00	754,862.50
	77601000000 Conservancy Services in M	136.00	40,700.00
	77603000000 Maint - Property & Street		3,420.00
	77603010000 Maintenance of Properties	47,691,410.81	39,000,794.44
	77603010101 Land Maint - Schedule W	150.00	
	77603010201 Properties under Schemes	109,950.19	420,181.04

	77603010202	Permanent Chawls		164,712.74		2,978,367.41	
	77603010203	Semi Permanent Sheds		345,860.58		547,454.97	
	77603010205	Community/Social Welfare		639,774.89		359,893.17	
	77603020000	Maintenance of Streets				30,529.07	
	77604000000	Maintenance of Slums		61,539,768.82		73,685,996.05	
*		Slum Improvements		110,747,831.03		117,822,198.65	
	77800000000	Urban Poverty Alleviation		13,334,026.26		27,538,751.52	
*		Urban Poverty Alleviation		13,334,026.26		27,538,751.52	
**		Urban Poverty Alleviation		124,081,857.29		145,360,950.17	
	88200000000	Education		859,436.25		2,845,971.93	
	88201000000	Remedial Measures - Quali		336.00		2,216.50	
	88202000000	Municipal Primary Schools		24,200,818.19		7,102,111.56	
	88202010000	Supervision of Schools		2,646.00			
	88202020000	Operating Mun Pri School		30,988,174.44		3,305,781.28	
	88202070000	Supply of Midday snacks		38,436.25		638,597.75	
	88203000000	Private Primary Schools		47,165.75		22,354.00	
	88204010000	Medical Inspection		9,885.00			
	88204020000	School Clinic		4,452.00		2,119.00	
	88205010000	Teacher's College		1,784,620.00		248,100.00	
	88205050300	Camping Sites				18,257.88	
	88205070200	Excursion				1,355.00	
	88208000000	Convergence of Services u		106.00			
	88209000000	Secondary Education		843,234.64		659,996.90	
	88210000000	Medical Education		98,918,288.53		108,601,467.06	
	88211000000	Operating Mumbai Pub Scho		1,990.00		9,604.00	
*		Education		157,699,589.05		123,457,932.86	
	88300000000	Transportation		285,007.39			
*		Transportation		285,007.39			
**		Other Services		157,984,596.44		123,457,932.86	
	99100000000	Property Tax		20,034,321.00		404,966,351.96	
*		Property Taxes		20,034,321.00		404,966,351.96	
	99200000000	Octroi/ Entry Cess		286,621,219.25		189,402,266.09	
*		Octroi/ Entry Cess		286,621,219.25		189,402,266.09	
	99600000000	Tax on Vehicles		5,244.00		43,780.00	
*		Tax on Vehicles		5,244.00		43,780.00	
	99901000000	Theatre Tax		467.00		369.00	
*		Other Taxes		467.00		369.00	
**		Revenues		306,661,251.25		594,412,767.05	
***		Total Income from Fees & user Charges Fu		23,819,979,204.38		20,025,337,043.26	

MUNICIPAL CORPORATION OF GREATER MUMBAI
INCOME & EXPENDITURE SCHEDULE I-4(b):FEES &USER CHARGES Head Wise FOR THE PERIOD 2008
FOR BUSINESS AREA *
FOR FUND *
FOR FUNCTIONAL AREA *

Description	Current Year Amount (R)	Previous Year Amount (R)
* (140-10)Empanelment & Registration Chrg	129,389,353.50	121,303,133.86
14000000 Fees & User Charges		16,216.00
140100100 Registration Fees	129,389,353.50	121,274,917.86
140109900 Other Empanelment & Registration Charges		12,000.00
* (140-11)Licensing Fees	433,447,460.66	458,483,213.47
140110000 Licensing Fees	919,910.00	886,250.00
140110100 License Fee-Dangerous & Offensive Trades	138,556,691.80	151,116,139.05
140110200 License Fees-Squatters & Hawkers	28,966,460.00	30,957,951.93
140110300 License Fees-Stall Boards	56,119,715.60	57,953,428.82
140110400 License Fees-pvt. Markets	343,344.00	1,916,151.00
140110500 License Fees-Health Licenses	77,055,258.26	89,275,675.96
140110600 License Fee-Food&Drug Authority Licenses	11,626,992.00	6,035,199.75
140110700 Renewal Charges	110,804,199.00	113,017,317.71
140119900 Other Licensing Fees	9,054,890.00	7,325,099.25
* (140-12)Fees for Grant of Permit	469,263,435.58	516,880,646.09
140120000 Fees-Grant of Permit	69,228.00	36,715.00
140120100 Advertisement Hoarding Fees	411,865,686.50	463,034,253.00
140129900 Fees-Other Grant of Permits	57,328,521.08	53,809,678.09
* (140-13)Fees for Certificate or Extract	36,708,518.25	64,743,673.68
140130000 Fees-Certificate or Extract	433,713.00	1,005,098.00
140130100 "Fees-sale of D.P. Sheets, Rules & Remarks"	9,638,904.00	12,198,381.68
140130200 "Fees-sale of Certified Copy of Form B,1,"	1,918,741.25	29,809,960.00
140130300 Fees-Birth & Death Certificate	23,768,823.00	21,646,984.00
140139900 Fees-Other Certificates or Extracts	948,337.00	83,250.00
* (140-14)Development Charges	1,873,453,915.00	917,360,846.00
140140000 Development Charges	1,155,343,292.00	917,360,846.00
140140100 Premium charges FSI	718,110,623.00	
* (140-15)Regularization Fees	508,694,473.00	452,213,791.00
140150000 Regularization Fees	239,400.00	426,340.00
140150100 Fee/ Compensation recd. under DCR64(b)	508,455,073.00	451,787,451.00
* (140-20)Penalties and Fines	1,539,366,596.58	1,779,233,935.94
140200000 Penalties & Fines	756,709.30	197,447.00
140200100 Penalties	22,290,705.65	45,194,505.23
140200101 Penalties recovered frm Suppliers	25,116,641.75	11,635,585.02
140200102 BLOCK use140200105		10,230,621.60
140200103 AdnlChrgs:paymt of Wtr Chrgs aftDueDate	950,954,393.00	865,547,269.00
140200104 Penalty-Mun Taxes	318,834.00	354,323,114.00
140200105 Penalties recovered frm Contractors	146,931,982.85	90,321,165.29
140200200 Fines	343,026,599.75	368,413,462.50
140200201 Fines frm Seizure of Vehicles	6,745,987.00	8,382,359.31
140200202 Chrgs Levied under Right to Information Act	3,779,056.28	2,586,023.08
140200203 Fines collected by Nuisance Detectors	27,380,897.00	22,053,899.50
140200204 Other Fines & Penalties	12,056,159.00	348,484.41
140200205 Fines Collected for Smoking in Public Places	8,631.00	
* (140-40)Other Fees	809,869,362.79	1,023,833,348.66
140400000 Other Fees	3,809.00	249,154.00
140400100 Tuition Fees	26,375,177.00	23,913,674.00
140400200 Admission Fees	1,488,460.00	2,372,920.00
140400300 Term Fees	32,374,708.50	31,172,959.50
140400400 Scrutiny Fees-TDR & Accmdn. Reservation	81,627,195.00	70,401,978.00
140400500 Charges frm Pay & Park Schemes	67,566,661.44	59,321,952.00
140400600 Capitation Fees	136,354,374.96	102,193,054.40
140400700 Fees-removal of Encroachment	5,850,659.00	4,636,274.19
140400800 Fees-removal of Unauthorised Projections	508.00	318,312.00
140400900 Squatter Fees	6,031,589.00	4,335,803.00
140401000 Veterinary Dept. Fees	256,298.00	64,660.00
140401100 Fair Fees	28,010,177.00	26,343,968.00
140401200 Slaughter Fees	96,867,763.00	89,154,299.10
140401300 Notice Fees	129,290.00	23,373,728.00
140401400 Warrant Fees	5,750.00	208,991.00

	140401500	Library Fees		2,473,508.00		3,028,902.00	
	140401600	Fire Report Fees		327,300.00		106,444.00	
	140401700	Schedule Fees		3,157,253.00		2,968,483.50	
	140401702	Schedule Fees-N form		200.00			
	140401800	Fees-C.T. Scan		32,996,596.00		37,232,130.00	
	140401900	Fees-MRI scan		12,367,780.00		11,282,655.00	
	140402000	Receipt-MMR vaccination		28,570.00		3,450.00	
	140402100	Hostel Fees		2,376,410.00		3,005,927.00	
	140402200	Laboratory Fee		93,125.00		264,590.00	
	140402300	Hosptl Practice Fees		5,515,628.00		5,385,026.00	
	140402400	Locker Fees		571,250.00		2,259,657.00	
	140402500	Certificate Charges		5,301,766.50		5,062,498.00	
	140402600	Scrutiny Fees		112,125,789.42		90,756,337.40	
	140402700	Revalidation Fees		34,489,000.84		33,948,694.00	
	140402800	Demarkation Fees		459,521.00		193,568.00	
	140402900	Civil Aviation Fees		431,274.00		924,948.00	
	140403000	Membership Fees		18,690,449.00		14,764,662.00	
	140403100	Transfer Fees		12,762,255.00		9,714,801.68	
	140403200	Bond Money Recovery Fees		5,384,500.00		4,300,000.00	
	140403300	Instruction Fees		1,731,450.00			
	140409900	Miscellaneous Fees		73,951,917.33		357,181,312.11	
	140409901	Noting & other fees (octroi)		324,937.00		3,100.00	
	140409902	Recpt. frm optical fibre cable company		217,806.00		205,858.00	
	140409903	Recpt. frm right to use Hollow Foothpath		54.00			
	140409904	Other Miscellaneous Fees		582,202.80		3,178,577.78	
	140409905	Escort Fees		566,400.00			
*	(140-50)User Charges			10,604,739,273.36		8,753,392,984.95	
	140500000	User Charges		12,041.50		116,972.00	
	140500100	Water Charges by Measurement		17,210,920.70		24,738,020.81	
	140500101	Domestic		2,595,608,131.00		1,997,803,183.00	
	140500102	Industrial & Commercial		1,821,392,553.00		1,803,181,441.00	
	140500103	Govt.		688,619,625.00		565,400,713.00	
	140500104	Enroute		244,677,942.00		270,828,583.00	
	140500200	Extra Water Charges		6,389,342.00		6,805,702.00	
	140500300	Contractor's Water Charges		1,250,408,223.14		826,113,607.83	
	140500400	Chrgs-Supply of Water through Tankers		3,045,797.00		1,870,172.00	
	140500500	Trade Refuse Removal Charges		551,311,840.09		493,759,567.68	
	140500600	Tipping/ Bio-Medical Waste Charges		33,525,391.10		18,454,792.00	
	140500700	Sewerage Charges by Measurement		3,218,777.00		2,540,767.00	
	140500701	Domestic		1,557,317,212.00		1,198,375,930.00	
	140500702	Industrial & Commercial		947,537,489.00		946,595,665.00	
	140500703	Govt.		249,203,971.00		172,295,134.00	
	140500704	Enroute					
	140500800	Extra Sewerage Charges		29,871,218.00		16,193,041.00	
	140500900	Sewerage Charges frm Special Services		9,912.00			
	140501000	Contractor's Sewerage Charges		597,579,358.15		401,232,935.35	
	140501100	Service Chrgs towards Dustbins provided		148,895.68		27,000.00	
	140501200	Compounded water charges		6,651,378.00		4,204,841.00	
	140501300	Compounded sewerage charges		690,452.00		2,512,707.28	
	140501400	L.P.G. supply charges		270,075.00		342,210.00	
	140509900	Other User Charges		38,729.00			
*	(140-60)Entry Fees			9,096,251.00		15,344,196.00	
	140600000	Entry Fees				173,843.00	
	140600100	Entry Fees-Gardens				120.00	
	140600200	Entry Fees-Zoo		6,404,602.00		7,697,489.00	
	140600300	Entry Fees-Museums				5,014,764.00	
	140600400	Entry Fees-Swimming Pools		2,689,649.00		2,236,385.00	
	140600500	Entry Fees-Recreation Centres				4,500.00	
	140609900	Other Entry Fees		2,000.00		217,095.00	
*	(140-70)Service/ Administrative Charges			97,204,276.78		69,784,866.15	
	140700000	Service/ Administrative Charges		169,444.00		6,998.00	
	140700100	Rebate frm State Govt.				160.00	
	140700101	Rebate-Education Cess		4,647,043.00		3,913,574.00	
	140700102	Rebate-Employment Guarantee Cess		8,180,712.00		500,153.00	
	140700103	Rebate-House Repairs Cess		11,337,668.00		25,472,395.46	
	140700104	Rebate-Maharashtra Tax on Buildings		929,818.00		295,738.00	
	140700105	Service charges towards Mun properties		1,054,937.50		947,807.00	
	140700199	Other Rebates		181,753.16		1,618,214.35	

	140709900	Other Service/ Administrative Charges		53,101,591.12		19,764,666.34	
	140709902	Weigh Bridge Charges		17,601,310.00		17,265,160.00	
*	(140-80)	Other Charges		7,308,746,287.88		5,852,762,407.46	
	140800000	Other Charges		241,894.00		75,457.34	
	140800100	Betterment Charges		1,379,096.50		1,211,597.50	
	140800200	Lucrative Charges		86,358,485.00		3,111,723.00	
	140800300	Premium Charges		6,512,931,521.38		5,094,798,793.06	
	140800400	Testing & Sealing of New Meter Charges		1,657,689.00		1,086,629.00	
	140800500	"Chrgs-Remvng,Tstng,Sealng&Refxng ofMeter"		1,883,646.00		3,417,268.00	
	140800600	Charges-Repairs to Damaged Mun Meter		28,117.00		36,776.00	
	140800700	Chrgs-making Water Conncts usg Parties/M		6,973,849.00		6,630,116.00	
	140800800	Chrgs-Cutting off&restoring size connect		1,833,427.00		1,675,564.00	
	140800900	Non-Assessment Charges-Huts		1,534,607.00		1,110,057.00	
	140801000	Chrgs-Tstng. &Chlorination of Water Main		1,207,935.00		1,135,746.00	
	140801100	Charges-Indemnity Bond		79,163.00		40,450.00	
	140801200	Mun Security force Band Charges		186,065.00		94,960.00	
	140801300	Crematorium Charges		781,870.00		250,567.00	
	140801400	Burial Ground Charges		615,633.00		2,322,057.00	
	140801600	Road Damage Recovery Charges		22,876,212.97		59,552,900.94	
	140801700	Advertisement Charges		184,392.00		40,000.00	
	140801800	Conservancy Chrgs frm Gen. of Debris		1,477,097.00		1,697,184.70	
	140801900	Conservancy Charges frm Retail Traders		4,931,295.25		8,947,407.90	
	140802000	Law Charges		13,033,358.00		10,193,410.00	
	140802100	Case Paper Charges		43,020,517.00		37,716,780.00	
	140802200	Operation Charges		42,160,000.00		33,501,529.50	
	140802300	Cardiac Catheterisation Charges		8,714,800.00		5,300,520.00	
	140802400	EEG/ ECG/ USG/ EMG charges		19,391,795.00		13,349,723.50	
	140802500	Radio/Hyperbaric Oxygn Therapy Chrgs		931,480.00		393,700.00	
	140802600	2D Echo/ Stress Test/Colour Doppler Chrg		4,489,015.00		1,105,150.00	
	140802700	Paying Bed Charges		7,313,915.00		15,557,598.60	
	140802800	Hormone Assay/ Organ Scan Charges		392,990.00		896,160.00	
	140802900	X-ray charges		20,868,811.00		15,840,743.00	
	140803000	Urodynamic Study Charges		295,150.00		1,050,164.00	
	140803100	Medical Opinion Certificate Charges		1,723,380.00		1,397,884.00	
	140803200	Pro-rata Charges		259,884,564.44		240,811,874.00	
	140803300	Amalgamation Charges		58,802.00		63,202,385.00	
	140803400	Weighing charges		385,782.00		501,956.00	
	140803500	Parking Charges		1,940,792.00		1,155,626.00	
	140803600	Transport Charges		2,720,856.00		2,378,771.00	
	140803700	Delivery charges (3rd para)		2,673,060.00		1,343,462.00	
	140803800	ICU charges		7,460,135.00		5,088,555.00	
	140803900	Water & Food Analysis Charges		21,686,303.00		21,695,736.00	
	140804000	Fountain Permission charges		330,349.00		52,000.00	
	140804100	New building insecticide treatment		24,889,389.20		24,295,732.00	
	140804200	Food Handling charges		2,563,354.16		2,249,802.00	
	140804300	Pathology & Microbiology Tests		1,153,555.00		1,671,304.50	
	140804400	Other Test Charges		1,209,872.00			
	140804500	Urology Dept. Charges		718,560.00		340,355.00	
	140804600	PET Camera Charges		33,300.00		7,000.00	
	140804700	Mollacular Lab Testing Charges		38,450.00			
	140804800	Charges for C.T Scan		5,879,900.00			
	140804900	Charges for MRI Scan		8,425.00			
	140809900	Miscellaneous Charges		165,613,632.98		164,429,231.92	

**	Sub Total			23,819,979,204.38		20,025,337,043.26	

*	(140-90)	Less Rent Remission and Refunds		84,680.00			
	140900101	Fees Rem & Ref -License Fees		7,646.00			
	140900299	Fees Rem & Ref -Other Fees		77,034.00			

**	Sub Total			84,680.00			

***	Total Inc frm Fees & USER charges			23,820,063,884.38		20,025,337,043.26	

MUNICIPAL CORPORATION OF GREATER MUMBAI
INCOME & EXPENDITURE SCHE I-5(a):SALE & HIRE CHARGES FOR THE PERIOD 2008
For Business Area *
For Fund *

Particulars	Current Year Amount	Previous Year Amount
0000000000 General Administration	22,500.00	400.00
* General Administration	22,500.00	400.00
0010000000 Municipal Body	3,420.00	
00103000000 Improvement Committee		1,356.00
00109000000 Secretariat	4,320.00	2,358.00
* Municipal Body	7,740.00	3,714.00
00200000000 Administration	32,578.00	40,402.00
00201000000 Municipal Commissioner	38,660.00	1,206.00
00202000000 Labour		450.00
00203000000 Personnel	180.00	500.00
00204000000 Public Relations	1,056,825.80	908,783.43
00204010000 Publication of B M M Patr	11,040.00	4,181.00
00205000000 Security	840.00	10,844.00
00212000000 Information & Technology	30,940.00	1,400.00
00213000000 Disaster Management	277,500.00	41,000.00
00214000000 Upkeep & Maint of Mun Off	724,134.52	274,387.94
* Administration	2,172,698.32	1,283,154.37
00301000000 Finance, Treasury & A/cs	694,956.00	63,865.42
* Finance, Accounts, Audit	694,956.00	63,865.42
00400000000 Election	81,847.00	8,546.00
00401000000 Prepn of Election Rolls	380.00	
* Election	82,227.00	8,546.00
00701000000 Central Stores	999,138.00	633,520.00
* Stores & Purchase	999,138.00	633,520.00
00801000000 Mech & Electrical Service	224,025.00	48,266.12
00801010000 Electric Installation(Pla		19,105.00
00801020000 Municipal Workshop		500.00
00801020100 Mechanical Maintenance	254,954.00	194,650.00
00801020101 Office & Supervisory Sec		22,489.00
00801020102 Mech Worksp &Outdoor Unit	71,100.00	111,794.00
00801020200 Electrical Maintenance	69,850.00	57,350.00
00801020201 Office & Supervisory Sec		1,000.00
00801020300 Refrigeration Maintenance	72,250.00	20,750.00
00801030000 Municipal Foundry	3,500.00	
00801040000 Municipal Power Laundry	4,500.00	
00802000000 Mechanical Transport	2,497,879.00	29,688,723.80
00803000000 Asphalt Plant		26,000.00
00805000000 Printing Press	357,756.00	294,485.90
* Workshop	3,555,814.00	30,485,113.82
** General Administration	7,535,073.32	32,478,313.61
11100000000 City & Town Planning	248,627.87	5,366,028.58
11101000000 Central Office	12,070,757.00	6,742,299.50
11103000000 Land Acquisition & Mgmt	43,000.00	78,380.00
11106000000 Development Planning	327,324.00	14,557,605.00
11107000000 Town Planning Schemes		3,815.00
* City & Town Planning	12,689,708.87	26,748,128.08
11200000000 Building Regulation	5,690.40	48,137.85
11201000000 Inspection & Supervision		26,975,270.00
* Building Regulation	5,690.40	27,023,407.85
11401000000 Removal of Encroachment &		3,700.00
11402000000 Removal of Encroachment o	330,700.00	17,200.00
* Encroachment Removal	330,700.00	20,900.00
11500000000 Trade License/ Regulation		115.00

	11501000000	Trade Licensing		258,154.72		187,629.96	
	11502000000	Admin of Shops & Estt Act		852.00		900.00	
*	Trade License/ Regulation			259,006.72		188,644.96	
**	Planning & Regulations			13,285,105.99		53,981,080.89	
	20000000000	Public Works		1,200.00			
*	Public Works			1,200.00			
	22100000000	Roads and Pavement		1,877,560.00		7,396,118.50	
	22101000000	General		21,300.00		3,896.00	
	22102000000	Road Planning & Design		4,200.00			
	22103000000	Road Maintenance		299,210.00		261,777.00	
*	Roads and Pavement			2,202,270.00		7,661,791.50	
	22200000000	Bridges and Fly overs		822,000.00		292,000.00	
*	Bridges and Fly overs			822,000.00		292,000.00	
	22500000000	Strom Water Drains		23,761,540.00		11,417,858.00	
*	Strom Water Drains			23,761,540.00		11,417,858.00	
	22600000000	Traffic Signals/ Operatio		400,100.00		35,000.00	
	22602000000	Traffic Operation		155,700.00			
*	Traffic Signals & Ops			555,800.00		35,000.00	
	22700000000	Guest Houses				20,000.00	
*	Guest Houses					20,000.00	
**	Public Works			27,342,810.00		19,426,649.50	
	30000000000	Health		4,119.40		44,125.00	
*	Health			4,119.40		44,125.00	
	33100000000	Public Health		3,000.00			
	33101000000	General Superintendence		675.00		29,830.00	
*	Public Health			3,675.00		29,830.00	
	33202000000	Vector & Pest Control		30,198.00		4,160.00	
	33205020000	Licensing of Dogs				550.00	
*	Epidemic, Prevention Ctrl			30,198.00		4,710.00	
	33401000000	Maternity Homes, Children		20,817.00		79,658.00	
	33401010000	Maternity Homes				69,489.00	
	33401040000	Indian Population Proj V		139,854.00		28,382.00	
	33402000000	Dispensaries				1,330.00	
	33402010100	Allopathic		31,352.00		1,290.00	
	33402010200	Ayurvedic/ Unani		600.00			
	33402030000	Drug De-Addiction Centre		350.00			
*	Primary Health Care			192,973.00		180,149.00	
	33500000000	Hospital Services				264.00	
	33501000000	Main Hospitals		2,065,094.00		1,186,018.79	
	33502000000	Peripheral Hospitals		1,590,559.00		402,408.50	
	33502010000	Infectious Diseases Hospi		830,303.00		34,553.00	
	33502030000	Municipal Spl Hospital		49,027.00		2,450.00	
*	Hospital Services			4,534,983.00		1,625,694.29	
	33601000000	Cemeteries		404.00			
	33602000000	Electric Crematorium		304.00			
*	Burial and Cremations			708.00			
	33801000000	Laboratory				160,600.00	
*	Prevention - Food Adult'n					160,600.00	
**	Health			4,766,656.40		2,045,108.29	
	44100000000	Solid Waste Management		2,952,410.00		2,694,791.00	
	44101000000	Superintendence & Inspect		5,650.00		12,000.00	
	44103000000	Maintenance of Dumping Gr		1,500.00			
	44102000000	Conservancy Services		2,800.00		1,500.00	
	44102010000	Collection of Refuse		500.00			
*	Solid Waste Management			2,962,860.00		2,708,291.00	
	44500000000	Slaughter Houses		507,973.00		334,969.92	
*	Slaughter Houses			507,973.00		334,969.92	
**	Sanitation & SWM			3,470,833.00		3,043,260.92	
	55101000000	Administration		16,323,753.00		18,086,520.00	
	55102000000	Distribution		3,900.00		596.00	

	55103000000	Construction				1,600.00	
	55104000000	Meter Workshop		10,000.00			
	55105000000	Maintenance		2,482,518.00		31,240.00	
	55107000000	Revenue Collection		140,402.00		182,953.00	
*	Water Supply			18,960,573.00		18,302,909.00	
	55201000000	Administration		2,582,866.20		1,776,348.00	
	55205000000	Maintenance		266,540.00		4,557,379.00	
	55207000000	Drainage Workshop		8,000.00			
	55209000000	Planning & Design		1,578,952.00			
	55210000000	55210000000				1,040.00	
*	Sewerage			4,436,358.20		6,334,767.00	
	55300000000	Fire Services		3,486,728.60		522,006.00	
*	Fire Services			3,486,728.60		522,006.00	
	55400000000	Arts and Culture				17,600.00	
*	Arts and Culture					17,600.00	
	55601000000	Swimming Pools		310,160.00			
*	Amusement			310,160.00			
	55800000000	Municipal Markets		2,381,398.50		1,627,232.00	
	55802000000	Municipal Markets - Maint		6,341.00			
*	Municipal Markets			2,387,739.50		1,627,232.00	
**	Civic Amenities			29,581,559.30		26,804,514.00	
	66100000000	Parks, Gardens		175,595.00		665,257.00	
*	Parks, Gardens			175,595.00		665,257.00	
	66200000000	Play Grounds		5,086.00			
*	Play Grounds			5,086.00			
	66400000000	Urban Forestry		201,576.00		93,910.00	
	66402000000	Maint of Existing Trees				300.00	
*	Urban Forestry			201,576.00		94,210.00	
	66500000000	Environment Conservation					
	66501010000	General Supervision		12,300.00			
*	Environment Conservation			12,300.00			
	66600000000	Zoos		124,032.00		13,347.00	
*	Zoos			124,032.00		13,347.00	
**	Urban Forestry			518,589.00		772,814.00	
	77603010000	Maintenance of Properties				48,306.00	
*	Slum Improvements					48,306.00	
	77800000000	Urban Poverty Alleviation		500.00			
*	Urban Poverty Alleviation			500.00			
**	Urban Poverty Alleviation			500.00		48,306.00	
	88200000000	Education		21,924.00		1,455.00	
	88202000000	Municipal Primary Schools		1,000.00			
	88202010000	Supervision of Schools		1,500.00			
	88202020000	Operating Mun Pri School		10,640.00			
	88209000000	Secondary Education		600.00		3,570.00	
	88210000000	Medical Education		516,050.00		648,589.96	
*	Education			551,714.00		653,614.96	
	88300000000	Transportation		53,000.00			
*	Transportation			53,000.00			
**	Other Services			604,714.00		653,614.96	
	99100000000	Property Tax				319.00	
*	Property Taxes					319.00	
	99200000000	Octroi/ Entry Cess		54,705.00		87,469.00	
*	Octroi/ Entry Cess			54,705.00		87,469.00	
	99600000000	Tax on Vehicles		30.00		150.00	
*	Tax on Vehicles			30.00		150.00	
	99901000000	Theatre Tax		65.00		50.00	
*	Other Taxes			65.00		50.00	
**	Revenues			54,800.00		87,988.00	
***	Total Income from Fees & user Charges			87,160,641.01		139,341,650.17	

MUNICIPAL CORPORATION OF GREATER MUMBAI

INCOME & EXPENDITURE SCHEDULE I-5(b):SALE & HIRE CHARGES Head Wise FOR THE PERIOD 2008

FOR BUSINESS AREA *

FOR FUND *

FOR FUNCTIONAL AREA *

Description	Current Year Amount(R)	Previous Year Amount(
* (150-10)Sale of Products	5,027,862.20	6,607,575.72
150000000 Sale & Hire Charges	132,446.00	2,215,801.00
150100100 Sale of Plants	200,738.00	287,486.80
150100200 Sale of Cut Woods	100.00	1,194.00
150100300 Sale of Fruits	51,250.00	13,851.00
150100400 Sale of Mun Sewage	2,582,886.20	2,598,354.00
150100500 Sale of Siezed Animals	1,994,028.00	1,443,494.92
150100600 Sale/Auction of unclaimed or Siezed Animals	49,100.00	
150109900 Sale of Other Products	17,314.00	47,394.00
* (150-11)Sale of Forms & Publications	51,082,270.19	74,934,987.86
150110000 Sale of forms & Publications		4.00
150110100 Sale of B.M.M. Palika Patrika	19,155.00	5,611.00
150110200 Sale of Civic Diary	879,653.80	776,444.74
150110300 Sale of Tender form	47,990,516.00	71,790,852.12
150110400 Sale of forms	1,766,365.19	2,110,730.02
150110500 Sale of Publications	426,580.20	251,345.98
* (150-12)Sale of stores & scrap	25,323,752.12	55,403,946.59
150120100 Sale of Scrap Material	25,060,461.12	55,366,977.59
150120200 Sale of Stores	263,291.00	36,969.00
* (150-30)Sale of Others	1,587,455.50	1,631,944.00
150300100 Sale of Rights	565,052.00	702,424.00
150309900 Miscellaneous Sales	1,022,403.50	929,520.00
* (150-40)Hire Charges for Vehicles	636,593.00	553,842.00
150400000 Hire Charges-Vehicles		42,578.00
150400100 Ambulance Hire Charges	561,538.00	485,489.00
150400200 Hearse Van Hire Charges	75,055.00	25,775.00
* (150-41)Hire Charges on Equipments	3,502,708.00	209,354.00
150410000 Hire Charges on Equipmts	2,208.00	1,104.00
150410100 "Hire Chrgs of all types&sizes of Pumps, "	3,500,500.00	208,250.00
** Total Inc Frm Sale & Hire Charges	87,160,641.01	139,341,650.17

MUNICIPAL CORPORATION OF GREATER MUMBAI

INC&EXP SCHED I-6: REVENUE GRANTS, CONTRIBUTIONS & SUBSIDIES FOR THE PERIOD 2008

FOR BUSINESS AREA *

FOR FUND *

FOR FUNCTIONAL AREA *

Description	Current Year Amount (R)	Previous Year Amount (I)
* (160-10) Revenue Grant	157,160,285.00	182,225,650.00
160100100 Grant-in-Aid frm Govt.		10,455,423.00
160100102 Grant-family welfare programme	36,895,047.00	17,688,704.00
160100103 Road Grant	120,158,891.00	154,081,523.00
160100104 Freeship from Govt	10,817.00	
160100105 Receipt from Govt	5,424.00	
160100107 Scholarship from Govt	87,850.00	
160100108 Freeship from Govt. for D.ED college students	2,256.00	
* (160-20) Re-imburement of Expenses	274,561,877.00	908,093,249.00
160200100 Grant frm Govt.-Mun High Schools		181,856,090.00
160200200 Grant frm Govt.-Primary Edu		545,476,100.00
160200300 Grant frm Govt.-R.C.Urdu Teacher's Junio	2,000,000.00	2,700.00
160200400 Grant frm Govt.-Mun Urdu Teacher's Junio	900,000.00	
160200500 Grant-Reimb of Exp incurred under Schl F	89,623,000.00	79,141,172.00
160200600 Grant-Reimb of Exp incurred under Schl F	55,393,000.00	32,811,828.00
160200703 Reimbursement-outreach services	41,204,200.00	30,503,365.00
160200704 Reimbursement-PPI programme	85,098,720.00	38,067,150.00
160209900 Other Grants-Re-imburement of Expenses	342,957.00	234,844.00
** Total Revenue Grants, Contributions & sub	431,722,162.00	1,090,318,899.00

MUNICIPAL CORPORATION OF GREATER MUMBAI

INC&EXP SCHEDULE I-7: INCOME FROM INVESTMENT -GENERAL FUND FOR THE PERIOD 2008

FOR BUSINESS AREA *

FOR FUND *

FOR FUNCTIONAL AREA *

Description	Current Year Amount (R)	Previous Year Amount (R)
* (170-10)Interest	12,860,349,924.58	12,426,168,203.83
170100000 Interest	28,756,659.88	116.00
170100100 Interest on Fixed Deposits	12,789,728,493.95	12,324,852,831.58
170100200 Interest on Govt. Securities	19,741,666.75	90,087,878.25
170100300 Interest on Post Office Deposits		35,330.00
170100400 Interest on Call Deposits		209,346.00
170109900 Other Interest	22,123,104.00	10,982,702.00
* (170-80)Others		
170800000 Others		
170800900 Temporary FD Interest Offsetting Account		
** Total Income From Investments	12,860,349,924.58	12,426,168,203.83

MUNICIPAL CORPORATION OF GREATER MUMBAI

INCOME & EXPENDITURE SCHEDULE I-8: INTEREST EARNED FOR THE PERIOD 2008

FOR BUSINESS AREA *

FOR FUND *

FOR FUNCTIONAL AREA *

Description	Current Year Amount (R)	Previous Year Amount (I)
* (171-10)Interest from Bank Accounts	7,710,749.00	225,993.09
171000000 Interest Earned	7,710,749.00	225,993.09
171100200 Interest frm Current Account		
* (171-20)Int on Loans & Adv. to Employees	75,676,627.00	52,166,372.48
171200000 Interest on Loans & advances to Emplys.		
171200100 Interest on Vehicle Loans		
171200200 Interest on Individual Housing Loans	45,233,324.00	37,860,990.48
171200300 Int on Loans Adv to CHS sponsored by Mun	30,443,303.00	14,305,382.00
* (171-30)Interest on loans to others		72,041,470.02
171300000 Interest on loans to others		72,041,470.02
* (171-80)Other Interest	156,197,409.47	21,981,727.97
171800000 Other Interest		134,736.00
171800100 Interest on Donations	27,278.80	14,744.80
171800300 Interest recovered on Advances granted	155,625,117.37	21,334,072.07
171800400 Int on investment of Motor Vehicle Third	137,165.00	136,755.00
171800500 Interest on net premia fund	180,547.61	165,486.67
171800600 Interest on Hosiptal Fund	198,005.69	181,488.43
171800700 Interest on Hospital & Dispensary Fund	29,295.00	14,445.00
** Total Interest Earned	239,584,785.47	146,415,563.56

MUNICIPAL CORPORATION OF GREATER MUMBAI
INCOME & EXPENDITURE SCHEDULE I-9: OTHER INCOME FOR THE PERIOD 2008
FOR BUSINESS AREA *
FOR FUND *
FOR FUNCTIONAL AREA *

Description	Current Year Amount (R)	Previous Year Amount (R)
* (180-10)Deposits Forfeited	3,162,642.00	3,278,585.20
180000000 Other Income	2,246,443.00	2,034,293.00
180100000 Deposits -forfeited	216,417.00	34,495.00
180100100 Earnest Money Deposit -forfeited	192,208.00	897,890.00
180100200 SecurityDeposit-forfeited	206,842.00	230,265.20
180100300 Water Deposits -forfeited		40,263.00
180109900 Other Deposits -forfeited	300,732.00	41,379.00
* (180-11)Lapsed Deposits		51,610.00
180110300 Water Deposits Lapsed		200.00
180119900 Other Deposits Lapsed		51,410.00
* (180-30)Profit on Disposal of Fixed Asse	1,516.00	6,474.00
180309900 Profit on sale of Other Fixed Assets	1,516.00	6,474.00
* (180-40)Recovery from Employees	48,895,803.67	180,774,762.28
180400000 Recovery frm Empllys.	1,445,532.00	608,973.00
180400100 Penal Int on Spl. Adv-non submission of	970,467.00	2,876,646.00
180400200 Fine	9,094,971.25	2,149,563.52
180400300 Rent Recovery	19,628,707.33	16,406,300.50
180400600 Recovery-Loss of Tools	28,744.00	24,067.00
180400700 Strike Recovery	863,150.00	913,663.15
180400800 Lump sum Recovery	476,718.00	301,030.00
180400900 Adhoc Allowance Recovery	420,496.00	125,162.00
180401000 Contingency		18,928.00
180401100 Electricity Charges Recovery	3,029,899.64	2,381,957.19
180401200 Gas Charges Recovery	69.00	
180401300 Contr of Salary Rec	27,531.00	1,643.00
180401400 Contr of Pension Rec	481,294.00	
180401500 Contr of Leave Encas	520,249.00	
180409900 Other Recoveries	11,907,975.45	154,966,828.92
* (180-60)Excess Provisions written back		
180600300 Excess Prov W/B-Water Benefit Tax		
180600900 Excess Prov written back-Street Tax		
180609900 Excess Provisions written back-Others		
* (180-80)Miscellaneous Income	5,251,338,703.15	4,224,561,234.84
180800000 Miscellaneous Income	1,830,937.83	105,332.30
180800100 Misc Receipts frm B.M.M. Palika Patrika	9,965.00	26,662.00
180800200 Recpt. frm Hawkn&Non-Hawkn& Zone Scheme		1,146.00
180800300 Receipts frm Exhibitions	379,933.00	384,400.00
180800400 Chrgs-Supplying Duplicate Copies of Bill	417,717.00	362,245.00
180800600 Lecture Charges	304,149.00	10,856.00
180800800 Receipts frm B.E.S.T-MCA staff	17,616,735.00	18,221,005.00
180800900 Receipt frm gift shop at KEM Hosptl	18,767,833.00	16,146,908.00
180809600 Recoveries frm Other Dept./ Funds	28,299.00	9,410,060.00
180809700 Proportionate Cost Transferred to Other	524,837,541.96	307,482,952.00
180809800 Reimb of Exp frm other Dept./Funds	362,913.00	26,347,820.78
180809900 Miscellaneous Receipts	1,157,357,371.09	2,016,501,052.52
180809901 Recovery-stolen Mun Meters	35,412.70	35,539.01
180809902 Supervision Charges recovered	2,309,366,294.36	1,139,541,707.99
180809903 Video/ Film shooting charges	8,351,305.00	9,236,101.60
180809904 Other Miscellaenous Receipts	742,750,195.33	148,048,347.49
180809905 Misc rect Trenches	468,674,073.88	532,647,648.15
180809906 Mis. recpt CHQ Bounc	248,027.00	51,451.00
** Total Other Income	5,303,398,664.82	4,408,672,666.32

MUNICIPAL CORPORATION OF GREATER MUMBAI

INCOME & EXPENDITURE SCHEDULE I-9(a):OTHER INCOME FOR THE PERIOD 2008

FOR BUSINESS AREA *

FOR FUND *

FOR FUNCTIONAL AREA *

Description	Current Year Amount (R)	Previous Year Amount (R)
180900101 Contribution frm General Fund	6,139,732,260.56	5,662,363,264.19
180900103 Contrbn frm Improvement Schemes Fund	200,286,849.25	201,150,950.11
180900106 Contribution frm Education Fund	1,268,026,871.91	1,276,589,373.62
180900107 Contrbn frm WSS Fund	933,456,431.83	932,354,135.44
180900109 Spl Contri- Gen Fund	5,652,046,045.10	7,334,457,315.65
180900111 Spl Contrbn frm Impvt Schemes Fund		81,000,000.00
180900114 Spl Contri- Edu Fund		513,000,000.00
180900115 Spl Contrbn frm WSS Fund		378,000,000.00
180900201 Contingent Fund	881,309,050.00	776,230,943.75
180900209 Public Monuments Maintenance Fund	1,956.00	
180900214 Rd&Bridg Const/Devmt	172,620.00	1,245.00
180900215 Fines Fund	50.00	34,063.50
180900216 Welfare Fund		141,913.00
180900222 PrSchool Bld ConsFnd		
180900224 Depreciation Fund	200,000.00	
180900300 Transfers		5,000.00
180900303 Receipt frm Budget E-MHU	1,605,000.00	1,605,000.00
* (180-90)Contributions & Transfers	15,076,837,134.65	17,156,933,204.26
** Total Contrinutions&TRANSFERS	15,076,837,134.65	17,156,933,204.26




















MUNICIPAL CORPORATION OF GREATER MUMBAI




















INCOME & EXPENDITURE SCHE I-10(a):ESTABLISHMENT EXP FOR THE PERIOD 2008 Function Wise

For Business Area *

For Fund *

Particulars	Current Year Amount	Previous Year Amount
0000000000 General Administration	6,858,424,490.47	9,607,516,507.90
* General Administration	6,858,424,490.47	9,607,516,507.90
0010000000 Municipal Body		81,746,611.50
0010100000 General Body/ Corporation	33,163,032.00	19,044,525.00
0010200000 Standing Committee	6,812,152.00	95,578.50
0010300000 Improvement Committee	2,976,553.00	1,756,022.00
0010400000 Education Committee	2,056,648.00	618,226.00
0010500000 Works Committee	3,269,101.00	53,216.00
0010600000 Special Committee	5,369,298.00	102,933.00
0010700000 Ward Committee	30,844,120.00	212,998.00
0010800000 Mayor	9,440,116.50	350,705.00
0010900000 Secretariat	20,318,701.00	210,860.00
* Municipal Body	114,249,721.50	104,191,675.00
0020000000 Administration	94.00-	20,517.00-
0020100000 Municipal Commissioner	154,827,489.89	17,657,452.30-
0020200000 Labour	33,447,080.00	36,802,745.00
0020300000 Personnel	4,729,257.00	3,417,650.30
0020400000 Public Relations	9,096,700.00	7,738,012.00
00204010000 Publication of B M M Patr	593,367.00	7,500.00
0020500000 Security	810,606,677.56	670,358,367.96
0020600000 Grievance Complaint Redre	4,229,238.00	49,652.00
0020700000 Civic Training & Research	17,617,106.00	15,963,468.50
0020800000 Departmental Enquiries	27,863,753.00	25,143,257.00
0020900000 Protocol	433,282.00	4,000.00
0021000000 Vigilance	7,031,233.50	786,319.00
0021100000 Legal	64,680,303.75	53,560,906.80
0021200000 Information & Technology	2,697,685.20	300,263.00
0021300000 Disaster Management	11,953,048.00	8,157,082.00
0021400000 Upkeep & Maint of Mun Off	36,889,884.00	2,019,632.00
* Administration	1,186,696,010.90	806,630,886.26
0030100000 Finance, Treasury & A/cs	527,602,315.41	406,561,331.72
0030200000 Statutory Audit	211,828,902.50	199,711,307.22
0030300000 Audit of BEST	19,085,024.00	600,433.00
* Finance, Accounts, Audit	758,516,241.91	606,873,071.94
0040000000 Election		5,228,647.00
0040100000 Prepn of Election Rolls	2,625,132.30	505,629.00
0040200000 Holding Elections	1,243,766.77-	48,548.00
* Election	1,381,365.53	5,782,824.00
0060100000 Industrial Estates	1,513,942.00	11,495.00
0060200000 Dhobighat	4,341,744.00	369,595.00
0060300000 Estates and Land Manageme	113,617,827.65	195,214,678.45
* Estate	119,473,513.65	195,595,768.45
0070100000 Central Stores	94,125,344.57	16,802,552.70
* Stores & Purchase	94,125,344.57	16,802,552.70
0080000000 Workshop		137,319,611.38
0080100000 Mech & Electrical Service	9,497,220.00	87,431.00-
00801010000 Electric Installation(Pla	9,716,107.00	
00801020000 Municipal Workshop		6,883.00-
00801020100 Mechanical Maintenance	137.00-	209.00-
00801020101 Office & Supervisory Sec	34,554,640.18	1,835,960.00
00801020102 Mech Worksp &Outdoor Unit	38,644,607.00	984,258.00
00801020201 Office & Supervisory Sec	6,530,116.00	257,143.00
00801020202 Elec Worksp &Outdoor Unit	10,058,384.00	663,077.00
00801020301 Office & Supervisory Sec	4,682,676.04	135,000.00
00801020302 Refrig Worksp &Maint Unit	2,509,177.00	121,773.00
00801020401 Office & Supervisory Sec	8,263,239.00	273,287.00
00801020500 Mech & Electrical Stores	567,347.00	3,500.00
00801030000 Municipal Foundry	6,126,843.50	132,100.00
00801040000 Municipal Power Laundry	33,196,887.00	1,064,602.00

	00803000000	Asphalt Plant		17,388,900.59		388,637.00	
	00805000000	Printing Press		99,320,352.00		84,058,366.19	
	*	Workshop		1,307,476,152.83		1,149,362,312.81	
	**	General Administration		10,440,342,841.36		12,492,755,599.06	
	10000000000	Planning & Regulations				299,923,223.33	
	*	Planning & Regulations				299,923,223.33	
	11100000000	City & Town Planning				6,688.00-	
	11101000000	Central Office		152,272,250.50		3,567,724.81	
	11101010000	Central Planning				917.00-	
	11102000000	Architectural Services		16,177,325.70		260,993.00	
	11103000000	Land Acquisition & Mgmt		74,469,435.00		34,245,068.06	
	11106000000	Development Planning		39,920,084.00		65,875,345.80	
	11104000000	Supervision of Derequisit		1,053,080.00		16,341.00	
	11108000000	Implementation of Town Pl		4,281,617.00		32,712.00	
	11109000000	Works Branch		2,815,411.00		305,699.00	
	11110000000	Housing Barnch		17,276,221.00			
	*	City & Town Planning		308,265,424.20		104,296,278.67	
	11200000000	Building Regulation		112,540,596.03			
	11202000000	Insp & Supervision of Fac		4,602.00-		227,440.00	
	11201000000	Inspection & Supervision		15,880.00-		3,350,857.00	
	*	Building Regulation		112,520,114.03		3,578,297.00	
	11300000000	Economic Planning		7,330,146.00		2,980,019.00	
	*	Economic Planning		7,330,146.00		2,980,019.00	
	11400000000	Encroachment Removal				173,008,375.75	
	11401000000	Removal of Encroachment &		17,328,042.00		665,721.00	
	11402000000	Removal of Encroachment o		117,045,081.25		5,155,149.00	
	*	Encroachment Removal		134,373,123.25		178,829,245.75	
	11501000000	Trade Licensing		99,405,672.08		4,091,477.00	
	11502000000	Admin of Shops & Estt Act		56,419,838.00		48,042,585.00	
	*	Trade License/ Regulation		155,825,510.08		52,134,062.00	
	**	Planning & Regulations		718,314,317.56		641,741,125.75	
	22100000000	Roads and Pavement		61,121.00-		769,757,215.14	
	22101000000	General		294,625.00		5,721.00-	
	22101010000	General Supervision		48,558,683.58		2,214,892.00	
	22101020000	Construction		89,057,733.78		1,980,605.00	
	22103000000	Road Maintenance		786,119,097.29		18,873,220.10	
	*	Roads and Pavement		923,969,018.65		792,820,211.24	
	22201000000	Bridge Planning & Design		17,686,899.00		17,017,620.00	
	*	Bridges and Fly overs		17,686,899.00		17,017,620.00	
	22400000000	Street Lighting		7,407,489.50		743,894.00	
	*	Street Lighting		7,407,489.50		743,894.00	
	22500000000	Strom Water Drains		550,413,176.41		334,357,520.02	
	*	Strom Water Drains		550,413,176.41		334,357,520.02	
	22600000000	Traffic Signals/ Operatio				480.00-	
	22602000000	Traffic Operation		18,391,125.57		432,601.00	
	*	Traffic Signals & Ops		18,391,125.57		432,121.00	
	**	Public Works		1,517,867,709.13		1,145,371,366.26	
	30000000000	Health				1,165,161,980.09	
	*	Health				1,165,161,980.09	
	33100000000	Public Health				44,001.00-	
	33101000000	General Superintendence		179,942,663.15		9,298,894.00	
	33102000000	Life Guard Services		3,111,843.00		1,237,558.00	
	33103000000	Out Reach Services		72,306,064.90		1,738,342.00	
	33105000000	Greater Mumbai Leprosy Ct		1,072,730.00		2,400.00-	
	*	Public Health		256,433,301.05		12,228,393.00	
	33201000000	Epidemics		65,307,250.80		1,048,619.00	
	33202000000	Vector & Pest Control		261,651,899.52		26,764,463.00	
	33203000000	Rodent Control		40,158,070.30		1,416,215.00	
	33203010000	Incinerator Services - Ha		12,322.00-			
	33204000000	Malaria Eradication Prog		83,546,457.80		2,846,420.00	
	33205000000	Rabies Control		13,977,509.00		40,462.00-	
	33205010000	Destruction of Dogs				131,099.00	
	33205020000	Licensing of Dogs				116,050.00	
	*	Epidemic, Prevention Ctrl		464,628,865.42		32,282,404.00	
	33300000000	Family Planning		42,962,936.60		547,623.00	
	*	Family Planning		42,962,936.60		547,623.00	
	33401000000	Maternity Homes. Children		176.048.517.70		19.226.00-	

	33401020000	Maternity Homes & Childre				9,715.00-	
	33401040000	Indian Population Proj V		322,703,514.50		43,500,665.00	
	33401050000	Immunization Programme &		12,567,866.00		1,601,704.00	
	33402000000	Dispensaries				19,335.00-	
	33402010000	Dispensary - Out-Patient				20,422.00-	
	33402010100	Allopathic		170,443,289.30		6,755,436.00	
	33402010200	Ayurvedic/ Unani		3,308,866.00		357,330.00	
	33402020000	Municipal Clinic - STD's		7,319,134.00		501,294.00	
	33402030000	Drug De-Addiction Centre		6,110,446.00		307,541.00	
	* Primary Health Care			698,482,985.50		64,738,729.00	
	33500000000	Hospital Services				1,011.00-	
	33501000000	Main Hospitals		1,899,150,881.71		1,679,368,323.84	
	33502000000	Peripheral Hospitals		1,234,775,627.08		1,066,813,455.69	
	33502010000	Infectious Diseases Hospi		347,473,400.77		301,800,703.00	
	33502030000	Municipal Spl Hospital		53,472,475.65		42,629,623.00	
	* Hospital Services			3,534,872,385.21		3,090,611,094.58	
	33601000000	Cemeteries		58,054,591.95		1,880,448.00	
	33602000000	Electric Crematorium		22,127,863.00		591,745.00	
	* Burial and Cremations			80,182,454.95		2,472,193.00	
	33801000000	Laboratory		9,045,106.00		1,008,727.00	
	* Prevention - Food Adult'n			9,045,106.00		1,008,727.00	
	** Health			5,086,608,034.73		4,369,051,143.67	
	44100000000	Solid Waste Management		122,354.00-		3,601,304,901.67	
	44101000000	Superintendence & Inspect		413,059,204.35		32,796,517.00	
	44102020000	Loading & Removal of Refu		327,704.00-		58,801,471.00	
	44102000000	Conservancy Services		3,630,689,673.60		7,275,768.32	
	44102010000	Collection of Refuse		536,456.00-		139,190,337.00	
	44102030000	Halalkhore		39,453.00-		13,909,842.00	
	44102040000	K.V.S.S.				5,866,816.00	
	* Solid Waste Management			4,042,722,910.95		3,859,145,652.99	
	44300000000	Veterinary Services		339,303.00			
	* Veterinary Services			339,303.00			
	44400000000	Cattle Pounding		6,369,509.00		234,185.00	
	* Cattle Pounding			6,369,509.00		234,185.00	
	44500000000	Slaughter Houses		137,666,985.20		135,806,348.70	
	* Slaughter Houses			137,666,985.20		135,806,348.70	
	** Sanitation & SWM			4,187,098,708.15		3,995,186,186.69	
	55101000000	Administration		32,898,237.00		1,475,604,538.58	
	55102000000	Distribution		549,661,672.19		9,878,740.00	
	55103000000	Construction		218,830,268.13		4,243,378.17	
	55104000000	Meter Workshop		14,539,697.85		254,129.00	
	55105000000	Maintenance		935,141,702.34		19,063,756.32	
	55106000000	Planning & Designing		32,684,251.54		257,259.00	
	55107000000	Revenue Collection		12,900,352.00		93,372.00	
	* Water Supply			1,796,656,181.05		1,509,395,173.07	
	55201000000	Administration		14,291,304.00		1,076,079,645.32	
	55205000000	Maintenance		720,387,819.28		26,393,281.75	
	55206000000	Purification & Revenue		53,207,890.31			
	55207000000	Drainage Workshop		241,232,354.80			
	55208000000	Construction		82,768,028.00		18,369,054.53	
	55209000000	Planning & Design		20,698,018.00		344,723.00	
	* Sewerage			1,132,585,414.39		1,121,186,704.60	
	55300000000	Fire Services		632,888,479.12		577,660,582.25	
	* Fire Services			632,888,479.12		577,660,582.25	
	55400000000	Arts and Culture		9,538,611.00		210,203.00	
	* Arts and Culture			9,538,611.00		210,203.00	
	55601000000	Swimming Pools		13,127,915.00		478,809.00	
	* Amusement			13,127,915.00		478,809.00	
	55700000000	Museums		3,162,664.00		2,901,002.00	
	* Museums			3,162,664.00		2,901,002.00	
	55800000000	Municipal Markets				147,744,030.45	
	55801000000	Central Supervision & Adm		58,290,690.58		1,669,507.00	
	55802000000	Municipal Markets - Maint		119,712,003.50		3,891,833.00	
	* Municipal Markets			178,002,694.08		153,305,370.45	
	** Civic Amenities			3,765,961,958.64		3,365,137,844.37	
	66100000000	Parks, Gardens		208,336,011.47		191,222,224.05	
	* Parks. Gardens			208.336.011.47		191.222.224.05	

	66401000000	Regulation of felling tre		5,786,813.00		129,906.00	
	66402000000	Maint of Existing Trees		21,637,434.60		77,662.00	
	66404000000	Development of Nurseries		3,727,355.00		92,036.00	
*	Urban Forestry			31,151,602.60		20,861,382.87	
	66500000000	Environment Conservation				9,935,433.00	
	66501010000	General Supervision		10,826,824.00		476,053.00	
	66501020000	Air Pollution Ctrl Cell		18,959,301.00		378,143.00	
	66501030000	Health Survey Unit		1,922,953.69		295,140.00	
*	Environment Conservation			31,709,078.69		11,084,769.00	
	66600000000	Zoos		9,329,422.40		424,493.70	
*	Zoos			9,329,422.40		424,493.70	
**	Urban Forestry			280,526,115.16		223,592,869.62	
	77600000000	Slum Improvements				19,500.00-	
	77601000000	Conservancy Services in M		602,574,470.86		28,408,581.00	
	77603000000	Maint - Property & Street				55,767.00-	
	77603010000	Maintenance of Properties		13,139,247.00		12,926,195.00	
	77603010102	Land Maint - Schedule X		178,364.00		115,032.00	
	77603010201	Properties under Schemes		215,769,625.95		208,360,572.75	
	77603010202	Permanent Chawls		42,191,726.15		3,354,135.50	
	77603010203	Semi Permanent Sheds		31,245,600.00		2,847,201.40	
	77603010204	Dormitory		596,247.00		318,602.00	
	77603010205	Community/Social Welfare		247,143.00		67,943.00	
	77604000000	Maintenance of Slums		112,330,650.40		99,164,253.95	
*	Slum Improvements			1,018,273,074.36		355,487,249.60	
**	Urban Poverty Alleviation			1,018,273,074.36		355,487,249.60	
	88200000000	Education		64,050,110.03		3,277,496,456.26	
	88201000000	Remedial Measures - Quali				140,500.00	
	88202000000	Municipal Primary Schools		146,846.00-		83,861.00-	
	88202010000	Supervision of Schools		99,001,008.55		287,834.00	
	88202020000	Operating Mun Pri School		3,749,619,022.14		35,935,011.49	
	88202060000	Libraries		3,071,822.90		1,500.00-	
	88202070000	Supply of Midday snacks				8,265.00-	
	88203000000	Private Primary Schools		23,831.00-			
	88204010000	Medical Inspection		48,223,869.35		140,718.00	
	88204020000	School Clinic				288,432.00	
	88204030000	Dental Clinic		6,856.00-			
	88205010000	Teacher's College		7,476,107.00		792,983.00	
	88205090000	Language Devp Project at				63,787.00	
	88209000000	Secondary Education		627,221,899.80		636,298,320.08	
	88210000000	Medical Education		620,485,754.30		546,450,045.44	
	88211000000	Operating Mumbai Pub Scho		1,840,761.00		84,584.00	
*	Education			5,220,812,822.07		4,497,885,045.27	
	88300000000	Transportation		231,010,198.93		6,659.00-	
*	Transportation			231,010,198.93		6,659.00-	
**	Other Services			5,451,823,021.00		4,497,878,386.27	
	99100000000	Property Tax		388,204,382.67		706,503,555.15	
*	Property Taxes			388,204,382.67		706,503,555.15	
	99200000000	Octroi/ Entry Cess		452,074,273.03		12,873,976.00	
*	Octroi/ Entry Cess			452,074,273.03		12,873,976.00	
	99901000000	Theatre Tax		1,700,751.00			
*	Other Taxes			1,700,751.00			
**	Revenues			841,979,406.70		719,377,531.15	
***	Total Establishment Expenses			33,308,795,186.79		31,805,579,302.44	

MUNICIPAL CORPORATION OF GREATER MUMBAI

INCOME & EXPENDITURE SCHEDULE I-10(b):ESTABLISHMENT EXPENSES Head Wise FOR THE PERIOD 2008

FOR BUSINESS AREA *

FOR FUND *

FOR FUNCTIONAL AREA *

Description	Current Year	Previous Year
* Establishment Expenses	1,984.00-	
21000000 Establishment Expenses	1,984.00-	
* (210-10)Salaries, Wages and Bonus	12,535,827,396.50	9,480,247,015.88
210100100 Supervisory & Subordinate	393,782.00-	960,068.58-
210100101 Basic Pay	4,062,369,361.86	4,080,054,529.98
210100102 Incentive Bonus	327,942,540.52	290,390,849.00
210100103 Salary Arrears	971,229,223.00	61,541,532.77
210100104 Grade Pay (Superior)	339,336,694.47	
210100199 Others	277,804.22-	1,324,247.22-
210100200 "Labour, Technical & Others"	45,430.00-	2,203,770.00-
210100201 Basic Pay	4,631,425,397.50	4,508,923,545.04
210100202 Incentive Bonus	645,248,066.41	540,131,195.00
210100203 Salary Arrears	996,635,765.00	3,391,039.00
210100204 Grade Pay (Labour)	562,834,142.46	
210100205 Dearness Pay For Labour Technical & Others		4,750.00
210100299 Others	476,778.50-	297,660.89
* (210-20) Benefits & Allowances	12,645,864,978.04	11,808,653,124.83
210200100 Supervisory & Subordinate	25,114.00-	934.00
210200101 Dearness Allowance	2,398,537,917.21	3,267,871,528.90
210200102 House Rent Allowance	954,283,876.92	652,098,062.28
210200103 Conveyance Allowance	80,135,175.93	92,813,955.32
210200104 Overtime Allowance	60,838,888.96	61,251,785.47
210200105 Leave Travel Assistance	81,775,310.00	51,940,134.50
210200106 Transport Subsidy Allowance	49,506,159.63	52,286,707.85
210200107 Mun Medical Allowance	88,566,197.73	95,171,228.00
210200109 Leave & Pension Contribution	918,503.00	738,677.00
210200110 Interim Relief Supervisory and Subordinate	947,036,114.58	567,679,944.10
210200111 Protected Dearness Allowance (Superior)	490,512,043.00	
210200113 Tran All for Sup&Sub	400.00-	
210200199 Other Allowances-superior	129,165,604.08	136,378,646.38
210200200 "Labour, Technical & Others"		4,509.00
210200201 Dearness Allowance	2,851,767,937.14	4,133,561,894.21
210200202 House Rent Allowance	1,023,736,317.91	579,918,383.79
210200203 Conveyance Allowance	3,001,013.10	3,442,498.19
210200204 Overtime Allowance	720,921,902.00	644,471,034.37
210200205 Leave Travel Assistance	94,819,955.00	75,009,353.10
210200206 Transport Subsidy Allowance	77,751,370.00	80,547,877.99
210200207 Mun Medical Allowance	170,323,452.00	175,854,591.68
210200208 Arrears		9,053.00
210200210 Interim Relief Labour	1,319,930,322.40	791,662,871.24
210200211 Protected Dearness Allowance (Labour)	776,103,893.00	
210200213 Transport Allowances For Labour	100.00-	
210200299 Other Allowances-labour	166,776,645.59	189,939,208.13
210209900 Other Benefits & Allowances	118.00-	384.00-
210209901 Medical aid	88,974.34	107,529.65
210209904 Staff Welfare	1,500.00	3,000.00
210209905 Benefit due to deposit linked insu.schem	10,379,536.00	11,157,319.00
210209908 "Gymkhana-the Nursing, Residential Medica"		19,855.00
210209910 Incentives		20,226.00
210209911 Incentives to Nuisance Detectors		342,455.00
210209912 Compensation to Emplys.	1,091,529.00	468,867.00
210209913 Uniforms	39,933,928.32	23,947,705.18
210209914 "Clothes, Raincoats, Umbrellas-labourers"	5,844,117.00	240,392.00
210209915 Contrbn-meeting Int subsidy at 4% toward	77,840,527.00	89,671,160.00
210209941 Sumptuary Allowance to Mayor	108,814.50	87,306.00
210209942 Honorarium to Councillors	17,558,046.00	17,911,361.00
210209943 Allowances to Councillors	960,600.00	774,900.00
210209945 Honorarium to Mun Emplys.	1,704,516.00	8,189,223.00
210209950 Training Expenses	472,850.50	930,174.00
210209951 In house training expenses	417,900.00	1,103,245.00
210209952 Local training Expenses	1,222,749.00	76,147.00
210209955 Training & Refresher I T Courses	1,200,100.20	365,981.00

	210209956 Residential Trng. to Labourers & Mukadams	354,885.00	583,784.50
	210209999 Misc Other Benefits & Allowances	301,538.00	
	* (210-30) Pension	6,392,315,168.47	9,007,416,540.43
	210300000 Pension		
	210300100 Contribution to Pension Fund		2,696,670,549.00
	210300200 Commutation of Pension	1,027,225,785.00	918,080,241.00
	210300300 Monthly Pension	5,014,695,661.47	4,190,707,589.43
	210300400 Arrears due to revised Pension (01.07.95)	57,920,727.00	772,866,391.00
	210300500 Arrears due to consolidation of pension	5,957,151.00	41,753,094.00
	210300600 Arrears due to revis	15,949,974.00	250,315,631.00
	210300700 Arrears of DR as per revised rate	59,163,064.00	137,023,045.00
	210300900 5% Adhoc on Basic Pension	211,525,298.00	
	210301000 Dearness Pay (DP - Pension)	665.00-	
	210301100 Dearness Relief (DR - Pension)	121,827.00-	
	* (210-40) Other Terminal & Retirement Bene	1,388,779,242.78	1,223,079,933.30
	210400100 Provident Fund Charges	75,637.00	93,781.00
	210400200 Contribution to Provident Fund	5,585.00-	19,265.00-
	210400400 Gratuity Charges	1,085,565,929.00	922,760,338.00
	210400600 Leave Encashment	291,298,117.78	189,327,997.30
	210400700 Arrears of revision from 01-04-2005 onward	11,845,144.00	110,917,082.00
	* (210-50) Others - Establishment	346,010,385.00	286,182,688.00
	210500200 Stipends of Interns	9,421,627.00	4,442,000.00
	210500300 Stipend of P.G. student/Resident Doctors	296,330,458.00	258,293,528.00
	210501001 Mayor's award in cash: best trained Nurse	9,000.00	
	210501002 Mun. Comm's award in cash to best trainee	25,895.00	
	210501005 Rewards to conservancy Staff	900,000.00	
	210501007 Fire Drill Competition Prizes	50,000.00	45,000.00
	210501008 Awards of Silver Medals & Cash Prizes	70,000.00	35,000.00
	210501009 Fire Service Week Prizes	35,000.00	
	210501010 Service Medals		10,248.00
	210501101 L/s Prov-payment of arrears on acct of r	266,953.00-	137,709.00
	210501102 Lumpsum provision-exgratia payments	9,527.00-	3,612.00-
	210501104 L/s Prov-defraying the Exp incurred on d	413,876.00	347,142.00
	210501199 Other Lumpsum Provisions	5,290.00	
	210501201 Rep & Maint of sports club pavilion	4,500.00	1,500.00
	210501202 Inter ward & inter Dept. drama competition	295,000.00	273,250.00
	210501203 Staging drama in state competition	129,708.00	147,000.00
	210501204 Scholarship-children of Mun Empls.-seco	421,068.00	74,975.00-
	210501205 Scholarship-children of Mun Empls.-post	1,033,834.00	882,144.00
	210501206 Scholarship-children of Mun Empls.-Edua	116,251.00	107,287.00
	210501207 Medical help to Mun Empls.	10,446,323.00	5,152,404.00
	210501208 Exp on social workers' teachers course-M	29,282.00	31,500.00
	210501209 Recurring grant to Mumbai Mun Gymkhana	50,000.00	50,000.00
	210501210 Assistance to dependants of Mun Empls.	932,457.00	1,254,865.00
	210501211 Expenditure on Mun staff library	31,246.00	29,567.00
	210501213 Contribution to Conservancy Staff Welfare Fund	23,700,000.00	10,500,000.00
	210501214 Fire Brigade Empls. accident compensatn	1,000,000.00	1,000,000.00
	210501215 Assistance to Mun Empls. who expired in		2,449,850.00
	210501301 Miscellaneous expenditure	836,050.00	1,071,281.00
	-----	-----	-----
	** Total Establishment Expenses	33,308,795,186.79	31,805,579,302.44
	-----	-----	-----

MUNICIPAL CORPORATION OF GREATER MUMBAI

INCOME & EXPENDITURE SCHE I-11(a):ADMINISTRATION EXP FOR THE Year 2008 Function Wise

For Business Area *

For Fund *

Particulars	Current Year Amount	Previous Year Amount
0000000000 General Administration	388.40-	7,123.12-
* General Administration	388.40-	7,123.12-
00101000000 General Body/ Corporation	645,774.50	618,552.85
00102000000 Standing Committee	173,765.62	107,189.86
00103000000 Improvement Committee	71,006.06	80,268.02
00104000000 Education Committee	61,380.22	75,086.94
00105000000 Works Committee	151,159.56	124,325.54
00106000000 Special Committee	266,493.70	235,484.64
00107000000 Ward Committee	1,696,205.50	1,400,686.75
00108000000 Mayor	658,788.60	419,114.36
00109000000 Secretariat	507,204.50	685,130.54
00110000000 Tree Authority	291,409.57	243,487.00
* Municipal Body	4,523,187.83	3,989,326.50
00200000000 Administration	28,763.00-	5,220.00-
00201000000 Municipal Commissioner	32,271,266.59	16,176,324.73
00202000000 Labour	1,701,336.17	478,719.00
00203000000 Personnel	1,403,631.91	1,026,461.89
00204000000 Public Relations	71,264,527.58	59,326,087.69
00205000000 Security	15,948,037.75	9,439,558.32
00207000000 Civic Training & Research	1,086,868.50	1,326,620.00
00208000000 Departmental Enquiries	325,675.00	333,488.50
00209000000 Protocol	4,484,397.33	2,885,352.12
00210000000 Vigilance	387,915.00	1,003,711.50
00211000000 Legal	62,878,385.79	55,552,432.34
00212000000 Information & Technology	53,996,952.79	46,357,574.90
00213000000 Disaster Management	30,691,840.56	17,069,759.83
00214000000 Upkeep & Maint of Mun Off	110,400,179.11	94,441,904.15
* Administration	386,812,251.08	305,412,774.97
00301000000 Finance, Treasury & A/cs	56,875,375.50	33,443,108.44
00302000000 Statutory Audit	3,015,414.27	1,946,726.50
00303000000 Audit of BEST	24,952.00	27,319.00
* Finance, Accounts, Audit	59,915,741.77	35,417,153.94
00400000000 Election		103,158.00-
00401000000 Prepn of Election Rolls	84,057.00	
00402000000 Holding Elections	34,452.00	134,941.00
* Election	118,509.00	31,783.00
00602000000 Dhobighat	8,641.00	19,269.00
00603000000 Estates and Land Manageme	2,202,412.21	942,005.61
* Estate	2,211,053.21	961,274.61
00701000000 Central Stores	6,907,769.82	1,184,877.01
* Stores & Purchase	6,907,769.82	1,184,877.01
00801000000 Mech & Electrical Service	2,343,458.68	2,035,825.00
00801010000 Electric Installation(Pla	112,010.00	49,830.00
00801020000 Municipal Workshop		797.00-
00801020100 Mechanical Maintenance		286.00-
00801020101 Office & Supervisory Sec	309,979.00	377,522.00
00801020102 Mech Worksp &Outdoor Unit	340,640.00	378,928.00
00801020200 Electrical Maintenance		1,426.00-
00801020201 Office & Supervisory Sec	54,098.00	104,049.00
00801020202 Elec Worksp &Outdoor Unit	417,657.00	304,909.00
00801020300 Refrigeration Maintenance	686.00-	
00801020301 Office & Supervisory Sec	50,319.00	49,979.00
00801020302 Refrig Worksp &Maint Unit	555,145.00	482,173.00
00801020401 Office & Supervisory Sec	20,092.00	5,847.00
00801020402 Medico Elec Worksp &Outdo	12,825.00	7,778.00
00801040000 Municipal Power Laundry	123,033.00	83,737.00
00802000000 Mechanical Transport	26,949,717.26	17,410,544.82
00803000000 Asphalt Plant	170,344.00	186,964.00
00804000000 Material Testing Lab	250,584.00	229,110.50

	00805000000	Printing Press	1,921,046.00	1,802,544.00
*	Workshop		33,630,261.94	23,507,231.32
**	General Administration		494,118,386.25	370,497,298.23
	11100000000	City & Town Planning		1,426.00-
	11101000000	Central Office	1,294,459.75	3,092,466.95
	11101010000	Central Planning		13,393.00
	11102000000	Architectural Services	75,852.00	169,947.80
	11103000000	Land Acquisition & Mgmt	14,955,131.20	6,511,849.00
	11105000000	Industrial Estates	588,198.00	442,020.00
	11106000000	Development Planning	9,356,909.37	2,630,857.95
	11107000000	Town Planning Schemes	334,219.50	25,247.00
	11104000000	Supervision of Derequisit	26,406.00	36,556.00
	11108000000	Implementation of Town Pl	1,654,714.00	100,973.00
*	City & Town Planning		28,285,889.82	13,021,884.70
	11200000000	Building Regulation	759,452.05	
	11202000000	Insp & Supervision of Fac		2,866,957.00
	11201000000	Inspection & Supervision		545,420.00
*	Building Regulation		759,452.05	3,412,377.00
	11300000000	Economic Planning	29,277.00	18,347.00
*	Economic Planning		29,277.00	18,347.00
	11401000000	Removal of Encroachment &	513,306.20	415,874.95
	11402000000	Removal of Encroachment o	1,294,137.16	1,029,654.97
*	Encroachment Removal		1,807,443.36	1,445,529.92
	11501000000	Trade Licensing	1,417,736.47	1,142,188.30
	11502000000	Admin of Shops & Estt Act	552,061.77	541,277.15
*	Trade License/ Regulation		1,969,798.24	1,683,465.45
**	Planning & Regulations		32,851,860.47	19,581,604.07
	22100000000	Roads and Pavement	110,146.00-	23,132.00-
	22101000000	General	2,426,700.54	31,142,069.08
	22101010000	General Supervision		
	22102000000	Road Planning & Design	33,120.00	12,737.00
	22103000000	Road Maintenance	14,667,400.14	2,074,582.46
*	Roads and Pavement		17,017,074.68	33,206,256.54
	22201000000	Bridge Planning & Design	88,661.00	129,824.00
*	Bridges and Fly overs		88,661.00	129,824.00
	22400000000	Street Lighting		84,738.00-
*	Street Lighting			84,738.00-
	22500000000	Strom Water Drains	2,946,703.42	2,490,525.92
*	Strom Water Drains		2,946,703.42	2,490,525.92
	22600000000	Traffic Signals/ Operatio		464.00-
	22601000000	Traffic Planning	126,873.26	111,307.32
	22602000000	Traffic Operation	1,000.00-	3,958.00
*	Traffic Signals & Ops		125,873.26	114,801.32
**	Public Works		20,178,312.36	35,856,669.78
	33101000000	General Superintendence	5,843,378.48	5,996,912.18
	33102000000	Life Guard Services		12,992.34
	33103000000	Out Reach Services	197,484.00	85,867.00
*	Public Health		6,040,862.48	6,095,771.52
	33201000000	Epidemics	127,793.00	65,107.00
	33202000000	Vector & Pest Control	323,144.23	289,237.84
	33203000000	Rodent Control		4.00-
	33204000000	Malaria Eradication Prog	116,428.00	258,787.00
	33205000000	Rabies Control	33,382,317.00	
	33205010000	Destruction of Dogs		387,536.00
	33205020000	Licensing of Dogs		3,066.00
*	Epidemic, Prevention Ctrl		33,949,682.23	1,003,729.84
	33300000000	Family Planning	801,539.00	344,588.00
*	Family Planning		801,539.00	344,588.00
	33401000000	Maternity Homes, Children	13,557,485.00	
	33401010000	Maternity Homes	7,400.00	12,455,302.81
	33401040000	Indian Population Proj V	3,952,801.78	2,748,215.48
	33401050000	Immunization Programme &	153,377.00	90,161.00
	33402010100	Allopathic	7,922,646.30	5,964,731.00
	33402010200	Ayurvedic/ Unani	92,306.00	36,057.00
	33402020000	Municipal Clinic - STD's	132,447.00	188,645.00
	33402030000	Drug De-Addiction Centre	2,327,011.00	2,227,038.00
*	Primary Health Care		28.145.474.08	23.710.150.29

	33501000000	Main Hospitals	40,239,673.81	33,321,208.28
	33501020000	Malvani Slum Project		15,320.00
	33502000000	Peripheral Hospitals	104,645,773.62	84,615,131.70
	33502010000	Infectious Diseases Hospi	15,109,047.93	14,109,603.72
	33502030000	Municipal Spl Hospital	3,564,875.90	2,786,430.00
	*	Hospital Services	163,559,371.26	134,847,693.70
	33601000000	Cemeteries	3,864,547.00	3,357,532.00
	33602000000	Electric Crematorium	39,045.00	147,661.00
	*	Burial and Cremations	3,903,592.00	3,505,193.00
	33801000000	Laboratory	55,869.00	36,899.00
	*	Prevention - Food Adult'n	55,869.00	36,899.00
	**	Health	236,456,390.05	169,544,025.35
	44100000000	Solid Waste Management	5,738.00	118,405.00
	44101000000	Superintendence & Inspect	14,206,867.74	15,993,840.23
	44103000000	Maintenance of Dumping Gr	21,750.00	3,290.00
	44105000000	Projects Division - Infra	423,861.00	426,582.00
	44102000000	Conservancy Services	15,305,232.25	9,155,935.68
	44102010000	Collection of Refuse		4,384.00
	*	Solid Waste Management	29,951,972.99	25,465,626.91
	44300000000	Veterinary Services	9,390.00	9,480.00
	*	Veterinary Services	9,390.00	9,480.00
	44400000000	Cattle Pounding	380,528.18	199,221.00
	*	Cattle Pounding	380,528.18	199,221.00
	44500000000	Slaughter Houses	4,761,613.50	4,948,579.00
	*	Slaughter Houses	4,761,613.50	4,948,579.00
	**	Sanitation & SWM	35,103,504.67	30,622,906.91
	55101000000	Administration	298,919,810.70	164,976,775.23
	55102000000	Distribution	4,711,776.44	3,574,382.40
	55103000000	Construction	2,396,687.87	2,946,030.26
	55104000000	Meter Workshop	89,426.00	104,465.00
	55105000000	Maintenance	38,475,241.10	38,159,864.36
	55106000000	Planning & Designing	855,468.60	367,614.98
	55107000000	Revenue Collection	27,528,293.75	32,462,275.30
	*	Water Supply	372,976,704.46	242,591,407.53
	55201000000	Administration	157,339,151.48	103,844,053.88
	55205000000	Maintenance	7,813,774.76	61,815,819.13
	55206000000	Purification & Revenue	13,837,938.60	
	55207000000	Drainage Workshop	1,528,659.00	
	55208000000	Construction	4,037,400.77	5,472,156.93
	55209000000	Planning & Design	9,210.00	37,144.00
	*	Sewerage	184,566,134.61	171,169,173.94
	55300000000	Fire Services	20,437,466.62	14,876,285.00
	*	Fire Services	20,437,466.62	14,876,285.00
	55400000000	Arts and Culture	4,922,200.32	6,408,420.54
	*	Arts and Culture	4,922,200.32	6,408,420.54
	55601000000	Swimming Pools	2,615,438.00	2,551,308.00
	*	Amusement	2,615,438.00	2,551,308.00
	55700000000	Museums	31,810.00	27,342.00
	*	Museums	31,810.00	27,342.00
	55801000000	Central Supervision & Adm	575,288.52	563,122.00
	55802000000	Municipal Markets - Maint	44,254,851.07	44,841,497.00
	*	Municipal Markets	44,830,139.59	45,404,619.00
	**	Civic Amenities	630,379,893.60	483,028,556.01
	66100000000	Parks, Gardens	3,128,101.50	1,445,731.00
	*	Parks, Gardens	3,128,101.50	1,445,731.00
	66401000000	Regulation of felling tre	820,225.00	1,735,215.00
	66405000000	Regulation of felling tre		192,404.00
	*	Urban Forestry	820,225.00	1,927,619.00
	66500000000	Environment Conservation		
	66501010000	General Supervision	815,474.70	506,472.00
	66501020000	Air Pollution Ctrl Cell	3,672.00	121,639.36
	66501030000	Health Survey Unit	1,780.00	1,983.00
	*	Environment Conservation	820,926.70	630,094.36
	66600000000	Zoos	22,421.00	38,924.00
	*	Zoos	22,421.00	38,924.00
	**	Urban Forestry	4,791,674.20	4,042,368.36
	77100000000	Welfare of Women	128,258.00	

	* Welfare of Women	128,258.00	
	7760100000 Conservancy Services in M		983,633.00
	77603010000 Maintenance of Properties	2,234,446.00	2,960,331.20
	77603010201 Properties under Schemes	15,427,933.84	16,009,030.00
	77603010202 Permanent Chawls	9,407,814.00	9,035,849.00
	77603010203 Semi Permanent Sheds	17,420,532.00	14,097,603.00
	77603010205 Community/Social Welfare	32,854.00	32,854.00
	77604000000 Maintenance of Slums	17,379,563.19	17,717,278.00
	* Slum Improvements	61,903,143.03	60,836,578.20
	77800000000 Urban Poverty Alleviation	339,408.00	
	* Urban Poverty Alleviation	339,408.00	
	** Urban Poverty Alleviation	62,370,809.03	60,836,578.20
	88200000000 Education	3,518,825.18	2,103,071.67
	88201020000 Community Devp Office		2,700.00
	88202000000 Municipal Primary Schools	3,446.00	
	88202010000 Supervision of Schools	2,866,286.50	1,852,763.00
	88202020000 Operating Mun Pri School	93,294,617.91	69,675,308.70
	88202060000 Libraries	247,239.35	617,958.95
	88203000000 Private Primary Schools	130.00	
	88204010000 Medical Inspection	7,635.57	49,592.00
	88204020000 School Clinic		1,389.00
	88205010000 Teacher's College	450.00	2,123,462.00
	88205050000 Scouting		7,159.50
	88205070100 Physical Activities		97,514.50
	88205070200 Excursion		147.00
	88205080000 Academy of Music & Arts		2,875.00
	88205090000 Language Devp Project at		30,252.00
	88209000000 Secondary Education	10,755,413.88	1,372,566.50
	88210000000 Medical Education	27,428,772.06	23,115,990.90
	88211000000 Operating Mumbai Pub Scho	1,000.00	475,304.00
	* Education	138,116,664.45	97,280,836.72
	88300000000 Transportation	23,771,132.06	
	* Transportation	23,771,132.06	
	** Other Services	161,887,796.51	97,280,836.72
	99100000000 Property Tax	15,046,792.17	35,459,174.62
	* Property Taxes	15,046,792.17	35,459,174.62
	99200000000 Octroi/ Entry Cess	25,779,136.80	26,269,012.40
	* Octroi/ Entry Cess	25,779,136.80	26,269,012.40
	** Revenues	40,825,928.97	61,728,187.02
	*** Total Administrative Expenses	1,718,964,556.11	1,333,019,030.65

MUNICIPAL CORPORATION OF GREATER MUMBAI

INCOME & EXPENDITURE SCHEDULE I-11(b):ADMINISTRATON EXPENSES Head Wise FOR THE PERIOD 2008

FOR BUSINESS AREA *

FOR FUND *

FOR FUNCTIONAL AREA *

Description	Current Year Amount (R)	Previous Year Amount (I)
* (220-10)Rent, Rates & Taxes	297,803,741.35	292,731,768.12
220100000 "Rent, Rates & Taxes"		360.00-
220100100 Rent	2,494.00-	
220100101 Rent of Mun Buildings	1,956,539.00	409,438.70
220100102 Rent of pvt. Buildings	3,809,549.68	2,101,301.67
220100103 Rent of Govt. Buildings	1,756,400.00	2,482,337.00
220100104 Rent of other Buildings	31,597.07	29,461.00
220100106 Ground Rent	9,865,523.36	4,474,914.35
220100107 Rent of Derequisitioned Buildings	26,406.00	36,556.00
220100199 Miscellaneous Rent	600.00	4,940.00
220100200 Taxes	1,000.00-	
220100201 Income Tax	26.00-	1,133.00-
220100202 Local Taxes	2,519,777.00	3,457,761.00
220100203 Property Taxes/ Mun Taxes	248,030,171.00	240,162,717.20
220100204 Profession Tax	411,300.00	2,500.00
220100205 Sales Tax		20.00-
220100207 Service Tax	426,385.00	106,723.00-
220100208 Value Added Tax		6,742.20
220100214 N A & other Assessment tax	28,649,514.00	39,521,965.00
220100299 Other Taxes/ Duties	323,499.24	149,370.00
* (220-11)Office Maintenance	347,469,829.14	283,759,627.12
220110000 Office Maintenance		13,829.00-
220110100 Electricity Expenses	36,968.00	3,095.00
220110101 Office Electricity Expenses	289,718,965.67	233,764,592.20
220110102 Residential Electricity Expenses	1,079,505.00	837,418.00
220110200 Water Charges	11,396,872.00	11,208,544.00
220119900 Other Office Contingent Expenses	45,237,518.47	37,959,806.92
* (220-12)Communication Expenses	91,495,960.12	79,056,313.21
220120000 Communication Expenses	206.00-	
220120100 Telephone Expenses	3,192.00	8,129.57
220120101 Official Telephone Expenses	39,476,110.81	37,028,546.81
220120102 Mobile Phone Expenses	7,185,697.83	6,847,911.11
220120103 Residential Telephone Expenses	1,505,552.26	1,081,572.00
220120104 Wireless communication expenses	460,924.00	
220120200 Internet Charges	2,868,482.46	712,822.61
220120300 Broad B& Charges	29,243,489.48	22,278,743.00
220120400 Leased Line Charges	4,989.00	14,131.00
220120500 Postage Expenses	8,397,076.87	8,055,499.62
220129900 Miscellaneous Communication Expenses	2,350,651.41	3,028,957.49
* (220-20)Books & Periodicals	16,683,202.35	11,883,462.78
220200100 "Newspapers, Magazines & Periodicals"	377,449.50	817,657.70
220200200 Reference Books & Journals	16,155,682.35	10,589,662.28
220209900 Miscellaneous Books & Periodicals	150,070.50	476,142.80
* (220-21)Printing & Stationery	85,493,623.57	71,486,624.74
220210000 Printing & Stationery	2,050.00-	1.00-
220210100 Printing	3,906,041.45	3,132,217.23
220210200 Publicatn expense-Civic Guide cum Diary	3,929,918.00	2,173,864.00
220210300 Block Making & Phototype Setting	1,463.00	
220210400 Stationery	30,346,110.88	26,497,081.69
220210500 Consumables	30,882,451.28	22,998,951.87
220210600 Photocopying expenses	670,800.00	301,797.07
220210700 Scanning & Digitisation of Records	546,534.96	
220210900 Auto Scrutiny of Building Proposal	4,443,695.00	
220219900 Misc Printing & Stationery Expenses	10,768,659.00	16,382,713.88
* (220-30)Travelling & Conveyance	17,787,079.29	47,393,117.85
220300000 Travelling & Conveyance	9,640.00	
220300100 Fuel Expenses	15,503.00	4,545,654.50
220300200 Conveyance	4,060,173.50	2,880,483.73

	220300300	pvt. Vehicle Charges		7,283,126.05		34,721,596.37	
	220300400	Domestic Travelling Expenses		3,474,572.50		2,596,214.37	
	220300500	International Travelling Expenses		412,931.00		189,828.00	
	220309900	Misc Travelling & Conveyance Expenses		2,531,133.24		2,459,340.88	
*	(220-40)Insurance			445,589.00		627,258.00	
	220400000	Insurance		445,589.00		627,258.00	
*	(220-51)Legal Expenses			62,957,557.75		54,947,151.50	
	220510000	Legal Expenses		98,000.00-		28,000.00-	
	220510100	Legal & Professional Fees		62,729,196.75		54,755,936.00	
	220510200	Auction Expenses		331,361.00		219,215.50	
	220519900	Miscellaneous Legal Expenses		5,000.00-			
*	(220-52)Professional & Other Fees			83,622,427.95		56,680,604.75	
	220520100	Recruitment Consultancy Fees				2,696,238.90	
	220520101	Payment to MPSC		75,338.00			
	220520102	Consultant fees-Institutional reforms		3,979,312.40		551,687.60	
	220520200	Technical/ Expert Consultancy Fees		19,506,906.59		28,815,965.68	
	220520600	Remuneration to Consultants		301,748.00		2,391,303.00	
	220520700	Remuneration to Head/Members of Judicial				995,000.00	
	220520800	Honorarium		53,844,662.92		19,235,935.07	
	220520900	Fees to Non-Council Members		3,300.00		3,500.00	
	220521000	Remuneration/Honorarium to Training Facu		472,872.00		231,405.00	
	220521100	Exam Fees		192,119.00			
	220521200	Registration Fees		751,060.00			
	220521300	Admission Fees		561.00			
	220521500	Tution Fees		20,605.00			
	220521600	S.S.C. Exam Fees		1,162,288.00			
	220522000	Licenses Fees , Permite Fees / Toll Charges		2,722,460.04		206,614.00	
	220529900	Miscellaneous Professional & Other Fees		589,195.00		1,552,955.50	
*	(220-60)Advertisement & Publicity			67,596,624.20		59,593,782.99	
	220600000	Advertisement & Publicity		66,784,934.20		57,898,375.99	
	220600100	Advertisement Expenses		811,690.00		1,695,407.00	
*	(220-61)Membership & Subscriptions			2,865,619.50		3,293,740.00	
	220610000	Membership & Subscriptions		4,600.00		9,200.00	
	220610100	Membership fees-various organisations/as		2,861,019.50		3,284,540.00	
*	(220-80)Others - Admin Expenses			644,743,301.89		371,565,579.59	
	220800100	Ceremony/ Events Expenses		10,726,205.99		5,771,434.92	
	220800200	Seminar/ Workshop Expenses		825,006.96		353,780.00	
	220800400	Outside Services Employment Expenses		7,819,393.19		9,690,040.43	
	220800500	Band Expenses		1,125.00		105,651.00	
	220800600	Public Event Organising Expenses		21,392,777.63		13,066,065.47	
	220800800	Conference Expenses		800,590.50		3,037.00	
	220800900	Fire Extinguisher		11,749.00		983.00	
	220801000	Refill of fire extinguisher		143,423.50		36,573.75	
	220801100	Compensation paid to Outside Parties				1,781,496.77	
	220801300	Proportionate Costs transferred frm othe		1,605,000.00		20,538,000.00	
	220801302	Proportionate Costs transferred frm Budg		524,837,541.96		287,952,524.00	
	220801499	Lumpsum Prov-Miscellaneous Expenses		72,783.00		48,000.00	
	220801500	Govt. Land Acquisition Dept Charges		1,042,215.00		940,832.00	
	220801600	Discretionial Cotingencies		20,842,753.86		7,146,074.40	
	220801700	ISO expenses		11,008,104.57		1,549,576.83	
	220802000	Compensation on acct of losses or damage		7,339,201.00		2,638,673.00	
	220802200	G.I.S. Property Survey		876,408.00			
	220802500	Recruitment Expenses		1,218,371.42			
	220802600	Study Visit Expenses		314,938.00			
	220802700	Expenditure of ECO Housing Cell		15,080.00			
	220802900	Data Entry Expenses		1,283,565.66			
	220809900	Miscellaneous Administrative Expenses		9,333,111.21		10,892,216.86	
	220809901	Natural Disaster Relief Expenses		23,233,956.44		9,053,596.16	
	220809902	exp. of Representatives of Sister Mun Co				10.00-	
	220809999	Contingencies				2,966.00-	

**	Total Administrative Expenses			1,718,964,556.11		1,333,019,030.65	























MUNICIPAL CORPORATION OF GREATER MUMBAI

















INCOME & EXPENDITURE SCHD I-12(a):OPERATIONS&MAINTAIN CHGS FOR THE Year 2008 Function Wise








For Business Area *

For Fund *

Particulars	Current Year Amount	Previous Year Amount
0000000000 General Administration	690,319,442.73	763,144,883.96
* General Administration	690,319,442.73	763,144,883.96
0010100000 General Body/ Corporation	20,450.00	21,015.00
0010200000 Standing Committee	4,132.62	
0010300000 Improvement Committee	3,394.62	950.00
0010400000 Education Committee	1,040.00	2,650.00
0010600000 Special Committee	20,928.00	15,600.00
0010700000 Ward Committee	49,672.00	26,876.00
0010800000 Mayor	136,772.40	480,125.34
0010900000 Secretariat	44,335.00	16,204.00
* Municipal Body	280,724.64	563,420.34
0020100000 Municipal Commissioner	2,163,275.66	7,575,663.49
0020300000 Personnel		996,701.47
0020400000 Public Relations		6,142.00
0020500000 Security	1,129,127.28	1,385,108.14
0020700000 Civic Training & Research	1,235,705.77	461,760.50
0020900000 Protocol	1,950.00	
0021000000 Vigilance		16,336.00
0021200000 Information & Technology	6,146,559.00	3,177,397.80
0021300000 Disaster Management	1,082,366.40	375,896.86
0021400000 Upkeep & Maint of Mun Off	47,733,540.62	36,611,879.96
* Administration	59,492,524.73	50,606,886.22
0030100000 Finance, Treasury & A/cs	307,530.09	104,742.91
0030200000 Statutory Audit	30,200.00	37,502.10
* Finance, Accounts, Audit	337,730.09	142,245.01
0040200000 Holding Elections		796.00-
* Election		796.00-
0060200000 Dhobighat	8,108,260.00	7,732,835.00
0060300000 Estates and Land Manageme	2,842.92	
* Estate	8,111,102.92	7,732,835.00
0070100000 Central Stores	13,513,074.46	151,597.00
* Stores & Purchase	13,513,074.46	151,597.00
0080100000 Mech & Electrical Service	112,038.00	4,850.00
00801010000 Electric Installation(Pla	138,759,554.60	68,526,276.12
00801020000 Municipal Workshop		227.00-
00801020101 Office & Supervisory Sec		23,921.00
00801020102 Mech Worksp &Outdoor Unit	7,584,886.18	5,660,076.09
00801020200 Electrical Maintenance		137,760.00-
00801020201 Office & Supervisory Sec	89,284.00	31,425.00
00801020202 Elec Worksp &Outdoor Unit	5,799,301.86	5,137,219.86
00801020301 Office & Supervisory Sec		2,340.00
00801020302 Refrig Worksp &Maint Unit	2,869,733.83	2,053,356.38
00801020401 Office & Supervisory Sec	24,457.00	22,643.00
00801020402 Medico Elec Worksp &Outdo	62,002.00	67,583.00
00801020500 Mech & Electrical Stores	273,309.50	3,427,446.66
00801030000 Municipal Foundry	3,447,018.15	3,299,853.18
00801040000 Municipal Power Laundry	13,522,542.71	9,133,136.11
00802000000 Mechanical Transport	300,480,061.73	302,252,917.41
00803000000 Asphalt Plant	39,823,901.79	53,501,295.75
00804000000 Material Testing Lab	200,504.00	2,268,066.33
00805000000 Printing Press	31,363,451.06	23,594,052.47
* Workshop	544,412,046.41	478,868,471.36
** General Administration	1,316,466,645.98	1,301,209,542.89
11100000000 City & Town Planning		
11101000000 Central Office		1,085.00-
11105000000 Industrial Estates		499,219.05
11106000000 Development Planning	276,262.00	218,146.98
11108000000 Implementation of Town Pl		279,794.93
* City & Town Planning	276,262.00	996,075.96
11300000000 Economic Planning	4,237.00	3,069.00

	11401000000	Removal of Encroachment &	7,467,694.40	54,239,313.99
	11402000000	Removal of Encroachment o	219,378.00	1,163,313.43
	*	Encroachment Removal	7,687,072.40	55,402,627.42
	11501000000	Trade Licensing	2,208.00-	
	*	Trade License/ Regulation	2,208.00-	
	**	Planning & Regulations	7,965,363.40	56,401,772.38
	22100000000	Roads and Pavement	44,257.27-	169,180.02-
	22103000000	Road Maintenance	433,822,615.15	711,579,882.94
	*	Roads and Pavement	433,778,357.88	711,410,702.92
	22201000000	Bridge Planning & Design	31,732.01	47,369.00
	22202000000	Bridge Maintenance	7,030,482.74	
	*	Bridges and Fly overs	7,062,214.75	47,369.00
	22400000000	Street Lighting	1,299,098,438.24	940,601,032.19
	*	Street Lighting	1,299,098,438.24	940,601,032.19
	22500000000	Strom Water Drains	1,472,244,624.78	2,800,554,234.45
	*	Strom Water Drains	1,472,244,624.78	2,800,554,234.45
	22602000000	Traffic Operation	79,318,019.08	194,376,895.91
	22603000000	Ferry service at Manori,		5,070,941.25
	*	Traffic Signals & Ops	79,318,019.08	199,447,837.16
	**	Public Works	3,291,501,654.73	4,652,061,175.72
	33101000000	General Superintendence	922,617.38	643,180.00
	33102000000	Life Guard Services	162,234.99	109,506.96
	33103000000	Out Reach Services	706,758.80	
	*	Public Health	1,791,611.17	752,686.96
	33201000000	Epidemics	51,610,696.00	33,374,673.70
	33202000000	Vector & Pest Control	63,907,354.11	14,880,806.77
	33203000000	Rodent Control		411,750.00
	33204000000	Malaria Eradication Prog	484,347.00	244,543.00
	33205000000	Rabies Control	21,981,994.00	
	33205010000	Destruction of Dogs	123,277.50	6,431,530.40
	*	Epidemic, Prevention Ctrl	138,107,668.61	55,343,303.87
	33300000000	Family Planning	5,305,471.00	3,449,878.00
	*	Family Planning	5,305,471.00	3,449,878.00
	33401000000	Maternity Homes, Children	12,454,478.64	6,687.00
	33401010000	Maternity Homes	306,651.89	14,108,769.50
	33401040000	Indian Population Proj V	1,305,676.82	484,885.31
	33401050000	Immunization Programme &	9,086,916.00	4,605,378.00
	33402010100	Allopathic	18,832,766.34	9,192,532.73
	33402010200	Ayurvedic/ Unani	1,267,477.51	614,697.98
	33402020000	Municipal Clinic - STD's	99,862.50	89,802.00
	33402030000	Drug De-Addiction Centre	298,416.35	198,639.12
	*	Primary Health Care	43,652,246.05	29,301,391.64
	33501000000	Main Hospitals	572,816,482.24	695,000,112.48
	33502000000	Peripheral Hospitals	154,990,479.39	126,582,852.27
	33502010000	Infectious Diseases Hospi	45,365,854.82	52,020,651.10
	33502030000	Municipal Spl Hospital	5,347,360.42	3,643,101.60
	*	Hospital Services	778,520,176.87	877,246,717.45
	33601000000	Cemeteries	21,464,530.36	2,458,003.62
	33602000000	Electric Crematorium	14,116,245.80	15,894,745.39
	*	Burial and Cremations	35,580,776.16	18,352,749.01
	33801000000	Laboratory	242,211.57	414,353.26
	*	Prevention - Food Adult'n	242,211.57	414,353.26
	**	Health	1,003,200,161.43	984,861,080.19
	44100000000	Solid Waste Management	1,215,958.40	2,093,498.08
	44101000000	Superintendence & Inspect	36,048,283.77	145,590,041.17
	44103000000	Maintenance of Dumping Gr	151,448,395.67	130,402,956.43
	44105000000	Projects Division - Infra	2,756,722.17	674,878,039.22
	44102000000	Conservancy Services	1,675,588,828.62	755,365,554.70
	44104000000	Collection, Transportatio	32,098,939.26	31,794,537.34
	*	Solid Waste Management	1,899,157,127.89	1,740,124,626.94
	44300000000	Veterinary Services	1,580.00	2,494.00
	*	Veterinary Services	1,580.00	2,494.00
	44400000000	Cattle Pounding	1,576,463.16	1,347,283.79
	*	Cattle Pounding	1,576,463.16	1,347,283.79
	44500000000	Slaughter Houses	64,434,495.74	32,285,977.56
	*	Slaughter Houses	64,434,495.74	32,285,977.56
	**	Sanitation & SWM	1,965,169,666.79	1,773,760,382.29

	55102000000	Distribution		26,504,096.68		9,904,798.88	
	55103000000	Construction		14,195,300.37		25,487,049.74	
	55104000000	Meter Workshop				75,972.23	
	55105000000	Maintenance		2,873,702,660.88		2,103,378,484.77	
	55106000000	Planning & Designing					
	* Water Supply			2,913,074,925.85		2,142,668,804.31	
	55201000000	Administration		2,136,701.65		345,526,586.47	
	55205000000	Maintenance		470,737,787.32		453,728,174.38	
	55206000000	Purification & Revenue		218,070,181.06			
	55207000000	Drainage Workshop		17,194,102.69			
	55208000000	Construction		1,449,262.36		4,056,023.33	
	* Sewerage			709,588,035.08		803,310,784.18	
	55300000000	Fire Services		83,916,240.34		81,937,646.49	
	* Fire Services			83,916,240.34		81,937,646.49	
	55400000000	Arts and Culture		7,100,180.35		5,708,810.40	
	* Arts and Culture			7,100,180.35		5,708,810.40	
	55601000000	Swimming Pools		8,602,949.36		11,609,964.70	
	* Amusement			8,602,949.36		11,609,964.70	
	55700000000	Museums		9,515,230.00		10,367,334.00	
	* Museums			9,515,230.00		10,367,334.00	
	55801000000	Central Supervision & Adm		9,929.00		3,773.00	
	55802000000	Municipal Markets - Maint		39,684,862.52		26,589,014.94	
	* Municipal Markets			39,694,791.52		26,592,787.94	
	** Civic Amenities			3,771,492,352.50		3,082,196,132.02	
	66100000000	Parks, Gardens		93,206,302.36		78,029,440.75	
	* Parks, Gardens			93,206,302.36		78,029,440.75	
	66200000000	Play Grounds		13,170.72			
	* Play Grounds			13,170.72			
	66401000000	Regulation of felling tre		26,191.44			
	66402000000	Maint of Existing Trees		80,982,268.37		17,292,805.00	
	66403000000	Plantation of New Trees		10,030,038.59			
	66404000000	Development of Nurseries		8,034,059.01		985,908.50	
	66405000000	Regulation of felling tre		1,261,660.00		741,282.00	
	66406000000	Census of Existing Trees		16,155,262.80		6,724,538.00	
	66407010000	Main of Existing Trees		1,715,500.34		2,679,904.00	
	* Urban Forestry			118,204,980.55		28,424,437.50	
	66501010000	General Supervision				353.00-	
	66501020000	Air Pollution Ctrl Cell		1,032,356.12		1,154,641.47	
	66501030000	Health Survey Unit		132,910.38		51,463.00	
	* Environment Conservation			1,165,266.50		1,205,751.47	
	66600000000	Zoos		6,551,077.43		10,439,536.30	
* Zoos				6,551,077.43		10,439,536.30	
	** Urban Forestry			219,140,797.56		118,099,166.02	
	77601000000	Conservancy Services in M		1,129,724.25		1,062,596.36	
	77603010000	Maintenance of Properties		2,587,087.54		2,377,600.88	
	77603010201	Properties under Schemes		9,075,821.31		12,466,093.10	
	77603010202	Permanent Chawls		12,674,301.22		90,812,746.73	
	77603010203	Semi Permanent Sheds		11,126,669.07		10,129,146.84	
	77603010205	Community/Social Welfare		100,586.98		47,937.00	
	77603020000	Maintenance of Streets				1,799,378.58	
	77604000000	Maintenance of Slums		1,104,726,241.54		1,872,677,191.85	
	* Slum Improvements			1,141,420,431.91		1,991,372,691.34	
	77800000000	Urban Poverty Alleviation		4,101.00-		10,682.80-	
	* Urban Poverty Alleviation			4,101.00-		10,682.80-	
	** Urban Poverty Alleviation			1,141,416,330.91		1,991,362,008.54	
	88200000000	Education		10,249,896.41		21,832,892.31	
	88202000000	Municipal Primary Schools		21,900.00-		70,182.75	
	88202010000	Supervision of Schools		36,000.00-			
	88202020000	Operating Mun Pri School		1,376,090,310.33		728,747,904.28	
	88202060000	Libraries		52,169.30			
	88202070000	Supply of Midday snacks		10,757,987.40		203,491,134.46	
	88203000000	Private Primary Schools		340,597.75			
	88204000000	Med Inspection - School C				6,852.00-	
	88204010000	Medical Inspection		597,237.09		101,044.00	
	88204020000	School Clinic		130,242.40		480,823.69	
	88205010000	Teacher's College				40,000.00	
	88205050000	Scouting		173.00-		6,297.00	



		88205050300	Camping Sites				423,988.79	
		88205070100	Physical Activities				3,204.50	
		88205090000	Language Devp Project at				1,230.00	
		88209000000	Secondary Education		101,576,389.56		91,558,199.33	
		88210000000	Medical Education		42,896,127.60		34,108,665.48	
		88211000000	Operating Mumbai Pub Scho		2,450,513.30		8,766,498.81	
		*	Education		1,545,083,398.14		1,091,285,863.40	
		88300000000	Transportation		31,318,833.76		254,612.99	
		*	Transportation		31,318,833.76		254,612.99	
		**	Other Services		1,576,402,231.90		1,091,540,476.39	
		99100000000	Property Tax		264,482.60		366,367.20	
		*	Property Taxes		264,482.60		366,367.20	
		99200000000	Octroi/ Entry Cess		127,754,069.00		55,871,583.00	
		*	Octroi/ Entry Cess		127,754,069.00		55,871,583.00	
		**	Revenues		128,018,551.60		56,237,950.20	
		***	Total Operations&MAINT Expenses		14,420,773,756.80		15,107,729,686.64	




MUNICIPAL CORPORATION OF GREATER MUMBAI
 INCOME & EXPENDITURE SCHD I-12(b):OPERATIONS&MAINT CHGS Head Wise FOR THE Year 2008
 FOR BUSINESS AREA *
 FOR FUND *
 FOR FUNCTIONAL AREA *

Description	Current Year Amount (R)	Previous Year Amount (R)
* (230-10)Power & Fuel	3,231,741,269.84	2,798,282,839.21
230100100 Power	2,490,676.00	456,261.00
230100101 Electricity Expenses	3,102,991,015.43	2,690,174,131.11
230100102 Payment-streetlight bill of gardens/play	29,846.00	
230100200 Fuel	539,252.33	32,517.00
230100201 Petrol	1,579,739.09	2,812,261.74
230100202 Diesel	117,579,542.51	98,406,979.86
230100301 Gas	5,739,314.48	6,070,498.50
230100302 Others	851,576.00	330,190.00
* (230-20)Bulk Purchases	952,246,683.45	413,721,502.25
230200100 Bulk Purchase of water	952,246,683.45	413,721,502.25
* (230-30)Consumption of Stores	1,559,989,387.71	1,315,726,408.82
230300000 Consumption of Stores	16,354,860.14	10,860,985.38
230301500 Public Relations Stores		6,142.00
230301701 Apparatus	5,000.00	5,428.00
230301702 Equipmts	31,316.00	4,104.00
230301799 Other Stores		8,930.00
230302500 Central Stores	33,441.00	311,892.28
230303000 Education Stores	3,275,026.25	610,222.53
230303001 Water Vessels		1,268.00
230303002 Bells	208,728.00	
230303003 Mirrors	18,500.00	500.00
230303004 Locks	1,230.00	4,980.00
230303005 Text Books	2,849,608.50	158,761.00
230303007 Scholarship Books	3,045,717.20	601,779.44
230303008 Scout Uniform	12,584,283.30	6,297.00
230303009 Craft Materials	835,088.80	63,500.00
230303010 Equipmts	306,990.35	49,475.00
230303011 Apparatus	108,806.00	
230303015 Medicines	442,790.09	285,418.90
230303016 Surgical Dressing Material		18.00
230303017 Laboratory Equipment	12,507.00	205.00
230303018 Spectacles	179,551.40	46,800.00
230303019 Game Materials	19,000.00	550.00
230303020 Uniform	319,991,559.66	375,166,823.36
230303021 Visual Aid Equipmts		3,204.50
230303022 Note Books	59,913,232.26	79,323,484.39
230303023 Education Kits	30,028,115.83	143,016,621.75
230303024 School bags	120,117,097.05	97,138,808.42
230303025 Study Material-pre-primary school	974,074.40	
230303027 Shoes & Socks	93,316,285.60	
230303100 Solid Waste Management Stores	45,543,584.73	36,497,983.65
230303200 Transport Stores	269,282.00	510,070.36
230303300 Storm Water Drains Stores	2,753,517.04	3,750,211.80
230303400 Mechl & Electrical Stores	3,750.00	592.00
230303401 Mechl Spares	10,075,934.09	11,168,760.11
230303402 Plant & Machinery spares	1,548,538.33	839,993.35
230303403 Instruments	221,192.75	36,493.54
230303404 Accessories	88,137.00	122,024.90
230303405 Laundry Chemicals	1,340,996.70	334,800.00
230303406 Laundry Linen	1,266,170.02	33,550.38
230303407 Electric Spares	2,797,301.67	1,472,638.87
230303409 Refregeration Stores	2,943.00	
230303499 Other stores	257,954.13	744,104.49
230303899 Fire Brigade	2,298,555.40	3,091,533.29
230304102 Equipmts	177,961.00	61,630.00
230304103 Soil	8,060,741.77	914,814.42
230304104 Manure	3,968,957.50	347,438.91
230304105 Curb Stones	1,978,820.74	

230304106	Gerolime	40,612.70	
230304107	Tree Guards	2,842.92	21,692.10
230304108	Plants	1,197,277.37	143,433.00
230304109	Seeds	4,992.00	2,919.00
230304110	Polythene Bags		133,528.50
230304111	Earthen Pots		640,895.00
230304114	Garden Implements	362,043.00	9,367.50
230304115	Food-Animals	6,367,048.43	5,664,560.40
230304116	Medicines	151,960.20	58,207.00
230304118	Sea S&	757,654.86	
230304200	Markets Stores	9,929.00	3,773.00
230304201	Disinfectants	1,173,181.20	1,326,193.00
230304202	Medicines	1,580.00	2,494.00
230304299	Other stores	223,168.13	138,349.95
230304301	Disinfectants	419,089.84	148,720.00
230304302	Food of Cattle brought-Slaughter	93,792.75	8,613.50
230304303	Medicines	2,183.00	496.00
230304304	Instruments		45.00
230304399	Other Stores	5,207,696.59	1,940,643.46
230304401	Tools	629,031.00	180,772.00
230304402	Plants	38,153,361.09	53,193,155.66
230304403	H&cartts	194,013.75	49,124.00
230304404	Trollies	60,812.50	49,850.00
230304405	Materials	28,530,956.32	26,044,893.91
230304600	Printing Press Stores	180.00	
230304601	Paper	170,700.40	6,074,896.12
230304602	Consumables	11,928,774.52	5,783,513.05
230304701	X-Ray	10,826,113.86	13,855,066.91
230304702	Clothing	5,022,437.74	5,092,899.64
230304703	Medicines	105,588,599.70	79,649,683.75
230304704	Disinfectants	2,214,941.54	2,366,719.12
230304705	Radio Isotope Materials	2,068,935.73	653,539.44
230304706	Laboratory Equipmts	1,262,235.68	701,088.25
230304707	Diet & Nutrition Supplements	64,970,175.12	61,307,737.02
230304708	Linen	5,453,227.92	3,929,015.45
230304709	Consumables	4,186,875.72	6,938,946.30
230304710	Lymph	4,598,675.00	
230304711	Chemicals	37,052,906.79	14,312,922.47
230304712	Reagents	11,451,954.42	8,989,560.39
230304713	Apparatus	3,935,924.08	3,579,019.01
230304714	Instruments	8,848,414.30	6,836,151.64
230304715	Appliances	3,059,201.06	343,102.50
230304716	Firewood	17,816,441.56	82,450.00
230304717	Vaccines	63,040,452.60	35,464,149.76
230304718	Gas / Medical	31,849,558.98	19,112,217.87
230304719	Tools	222,451.59	50,535.00
230304720	Accessories	38,673,365.35	15,898,736.44
230304722	Food-animals	232,804.00	145,488.00
230304723	Drugs	4,202,642.81	15,439,602.42
230304724	Surgical Dressing Material	15,358,714.92	45,428,758.18
230304725	Equipment	570,156.52	154,378.25
230304726	Ayurvedic Medicines-STDs (Sexually Trans	3,210,970.99	119,995.00
230304799	Other Stores	21,044,361.15	14,549,708.69
230304901	Chemicals	178,766,883.67	45,950,188.97
230304902	Disinfectants	44,485,914.16	28,884.51
230304903	Sand	797,303.40	40,844.90
230304904	Tools	341,565.37	732,609.02
230304905	Cement	116,108.00	95,983.75
230304906	Steel Plates & Sheets	5,141,903.23	2,302,343.90
230304907	Steel round bar & other rolled system	24,720.59	264,484.59
230304908	Cast iron & steel pipes & specials	3,954,369.18	3,491,449.51
230304910	"Valves, Hydrants & their spares"	2,701,609.33	820,005.32
230304912	Paint & Printing Accessories	45,878.00	101,899.84
230304913	Electrical Stores	648,492.19	1,424,619.71
230304914	Instrument Accessories & Spares	809,315.00	1,418,427.48
230304916	Plant & Mach spares		
230304917	Other General Stores	2,346,264.42	1,485,864.43

	230305101	Chemicals		139,531.50		475,024.36	
	230305102	Disinfectants		11,772.00		97,670.48	
	230305104	Tools		671,886.55		241,101.91	
	230305105	Cement		992.00		16,371.58	
	230305106	Steel Plates & Sheets		302,196.32		218.00	
	230305107	Steel round bar & other rolled system		11,488.00		51,384.00	
	230305108	Cast iron & steel pipes & specials		10,591.82		45,912.64	
	230305109	RCC & structural sanitary pipes				11,200.00	
	230305110	"Valves, Hydrants & their spares"		87,660.51		12,288.88	
	230305111	Water meter & spares		26,151.00			
	230305112	Paint & Printing Accessories		231,868.00		107,383.50	
	230305113	Electrical Stores		541,068.86		706,195.85	
	230305114	Instrument Accessories & Spares		401,849.82		220,843.55	
	230305115	Vehicle spares & accessories		1,106,829.74		29,844,462.71	
	230305116	Plant & Mach spares		1,972,189.99		391,181.00	
	230305117	Other General Stores		4,064,879.28		635,775.79	
	230309001	Chlorine Cylinder		375,994.00		262,400.00	
	230309002	Appliances				130,954.00	
	230309099	Other Stores		42,093.98		98,282.00	
	230309201	Apparatus		59,910.40		59,313.99	
	* (230-40)	Hire Charges		1,805,317,693.81		1,484,410,314.99	
	230400100	pvt. Vehicle Hire Charges		76,035,525.13		61,206,839.74	
	230400101	Hire Chrgs-pvt. Vehicles to Nuisance Det		32,886.00		9,097,218.96	
	230400102	Hire Chrgs-pvt.Vehicle to Mechl Sweeping		14,910,006.42		15,805,126.80	
	230400103	Hire Charges-HYVA Compactors		8,043,647.30		7,103,300.00	
	230400104	Hire Charges-Dumpers		41,961.00			
	230400106	Hire Chrgs-Pvt.Vehicles-Rmvl of Refuse		1,317,093,784.44		1,195,596,281.71	
	230400107	Hire Chrgs-pvt. Vehicles-Removal of Debr		191,321,958.23		129,275,572.14	
	230400108	Hire Charges-Water Tankers		2,796,258.44		696,271.00	
	230400109	Hire Chrgs-vehicles-Disposal of fallen t		19,907,422.27		11,215,303.00	
	230400110	Cartage		6,894,985.05		6,727,037.50	
	230400111	Hire Charges-Crawler Bozer/ Buldozer		19,494,638.19		29,672,472.50	
	230400112	Hire Charges-JCB		94,373.00			
	230400113	Hire Charges-Poclain		60,543.00			
	230400114	Hire Charges-Spraying Vehicles				164,835.00	
	230400115	Hire Charges-Heavy Vehicles		5,600,687.09		5,481,376.60	
	230400201	HireCharMach&DewPump		143,054,790.25		12,368,680.04	
	* (230-50)	Rep & Maint Infrastructure Asset		2,553,857,414.91		4,934,211,859.03	
	230500101	General Civil Repairs		211,132,701.60		1,052,774,276.14	
	230500102	Special Civil Repairs				507,415.00	
	230500110	General Civil Repairs -CC Road		22,522,172.64		6,733,263.38	
	230500112	General Civil Repairs -Footpath		50,565,324.32		372,103,029.97	
	230500114	Repairs:Potholes/Spot repairs to roads		320,949,429.02		300,146,546.24	
	230500201	General Civil Repairs		5,742,945.74			
	230500301	General Civil Repairs		215,034,667.83		222,358,204.06	
	230500302	Special Civil Repairs		58,723,820.05		69,262,134.89	
	230500303	General Electrical Repairs		3,338,378.69		1,852,117.93	
	230500304	Special Electrical Repairs		3,213,182.27		2,992,393.71	
	230500305	Electrical repairs of A C Units				36,534.38	
	230500306	Electrical repairs of Lifts		24,750.00			
	230500307	General Mechl Repairs		25,932,451.93		29,205,221.01	
	230500308	Special Mechl Repairs		7,905,816.54		5,706,268.40	
	230500309	Consumption of Stores/ Spares		34,816,652.82		37,073,162.78	
	230500401	General Civil Repairs		225,713,611.15		236,709,440.39	
	230500402	Special Civil Repairs		36,652,667.54		30,414,143.24	
	230500403	General Electrical Repairs		4,783,939.31		2,579,605.00	
	230500404	Special Electrical Repairs		253,346.00		8,537.93	
	230500405	Electrical repairs of A C Units				46,080.00	
	230500406	Electrical repairs of Lifts				26,853.00	
	230500407	General Mechl Repairs		37,600,298.49		42,460,792.83	
	230500408	Special Mechl Repairs		1,006,575.50		1,162,113.90	
	230500409	Consumption of Stores/ Spares		16,750,643.76		19,930,453.39	
	230500410	Recov Expencc for Common House Utilities		19,800.00		10,072,672.95	
	230500500	Repairs & Maintenance-Storm Water Drains				186,991.27	
	230500501	General Civil Repairs		964,507,044.04		2,298,233,694.87	
	230500502	Special Civil Repairs		12,015.39			
	230500503	General Electrical Repairs		103,600.00		790,904.57	

	230500507	General Mechl Repairs		8,716,862.38		9,848,621.44	
	230500601	General Civil Repairs		69,243,786.91		46,993,260.09	
	230500800	Rep & Maint-Water Treatment Plants		4,399.00			
	230500801	General Civil Repairs		61,538,863.14		22,462,274.57	
	230500802	Special Civil Repairs		28,013,164.48		51,775,035.57	
	230500803	General Electrical Repairs		994,491.95		747,717.03	
	230500804	Special Electrical Repairs		6,132,392.46		13,526,045.47	
	230500805	Electrical repairs of A C Units		178,386.25		18,337.50	
	230500807	General Mechl Repairs		16,540,815.98		10,446,936.05	
	230500808	Special Mechl Repairs		742,429.72		5,173,777.24	
	230500809	Consumption of Stores/ Spares		6,834,431.77		22,427,301.94	
	230500810	Gen Repairs of SCADA		6,058,725.56			
	230500811	Gen Repairs of VSAT		1,309,720.00			
	230500901	General Civil Repairs		76,896,522.50		10,597,666.68	
	230500902	Special Civil Repairs				612,720.10	
	230500903	General Electrical Repairs		256,393.20			
	230500907	General Mechl Repairs		13,669,676.27		4,767,869.43	
	230500908	Special Mechl Repairs		44,280.00		358,385.61	
	230500909	Consumption of Stores/ Spares		2,311,885.91		172,976.67	
	230501001	General Civil Repairs				2,529,523.78	
	230501003	General Electrical Repairs		4,184,164.19		3,320,464.15	
	230501004	Special Electrical Repairs				359,645.00	
	230501007	General Mechl Repairs		2,880,188.61		2,608,119.81	
	230501009	Consumption of Stores/ Spares				488,009.00	
	230501101	General Civil Repairs				7,750.24	
	230509901	General Civil Repairs				1,799,378.58	
	230509902	Special Civil Repairs				57,462.25	
	* (230-51)Rep & Maint Civic Amenities			1,380,972,036.55		1,258,487,015.95	
	230510100	Rep & Maint-Hosptls / Health		0.20			
	230510101	General Civil Repairs		140,698,424.43		331,864,513.14	
	230510102	Special Civil Repairs				336,629.52	
	230510109	Consumption of Stores/ Spares		10,195,230.42		7,881,553.97	
	230510201	General Civil Repairs				346,598.84	
	230510300	Rep & Maint-Parks/ Gardens				1,057.50	
	230510301	General Civil Repairs		7,452,517.01		17,620,753.12	
	230510309	Consumption of Stores/ Spares		153,721.88		251,172.01	
	230510400	Rep & Maint-Playgrounds		3,823,502.00		3,538,583.93	
	230510501	General Civil Repairs				98,000.00	
	230510601	General Civil Repairs		204,181.38		1,185,061.70	
	230510609	Consumption of Stores/ Spares		30,447.00		115,052.00	
	230510701	General Civil Repairs		247,802.35		263,200.40	
	230510801	General Civil Repairs		33,504.00		4,616,601.40	
	230510901	General Civil Repairs		392,558,281.98		96,357,577.24	
	230510910	Pest Controlling to Municipal Schools		1,281,956.02			
	230511001	General Civil Repairs		8,828,619.41		5,732,039.33	
	230511101	General Civil Repairs		17,966,225.77		8,673,623.48	
	230511102	Special Civil Repairs				1,604.21	
	230511301	General Civil Repairs		722,188,802.56		684,618,070.48	
	230511601	General Civil Repairs		26,502,849.27		6,478,416.00	
	230511801	General Civil Repairs		4,306,179.97		22,173,560.31	
	230511802	Special Civil Repairs				64,223.00	
	230511807	General Mechl Repairs		9,066,592.77			
	230512001	General Civil Repairs		1,959,055.35		423,988.79	
	230512101	General Civil Repairs		1,627,832.06		2,416,611.44	
	230512102	Special Civil Repairs				5,889,037.42	
	230512201	General Civil Repairs		31,846,311.12		57,539,486.72	
	* (230-52)Rep & Maint Building			163,957,932.12		228,177,417.28	
	230520101	General Civil Repairs		21,728,746.97		23,685,671.31	
	230520201	General Civil Repairs		2,290,000.96		9,324,767.36	
	230520209	Consumption of Stores/ Spares		86,929.00			
	230520301	General Civil Repairs		32,589,913.53		36,621,276.96	
	230520303	General Electrical Repairs				646,419.50	
	230520309	Consumption of Stores/ Spares				345,271.49	
	230520501	General Civil Repairs		37,658,282.77		105,969,303.23	
	230520503	General Electrical Repairs		871,975.78		266,763.00	
	230520601	General Civil Repairs		37,314,563.59		36,203,070.02	
	230520701	General Civil Repairs		7,716,684.31		804,034.11	

	230520801	General Civil Repairs		473,001.27		99,167.50	
	230520901	General Civil Repairs		12,997,824.36		4,912,348.00	
	230520909	Consumption of Stores/ Spares		433,365.04		51,114.46	
	230529901	General Civil Repairs		9,796,644.54		9,248,210.34	
	* (230-53)Rep & Maint Vehicles			212,965,501.42		304,541,065.59	
	230530402	Special Repair Car				112,341.95	
	230530403	Consumption of Stores/ Spares				3,142.72	
	230530801	General Repairs		2,099,384.00		981,642.50	
	230530802	Special Repairs				382,855.00	
	230530901	General Repairs		28,667,184.00		30,506,112.00	
	230530903	Consumption of Stores/ Spares				65,358.30	
	230531201	General Repairs		1,063,862.15		2,927,392.95	
	230531202	Special Repairs				471,060.57	
	230531203	Consumption of Stores/ Spares		5,332,876.48		3,827,238.94	
	230531302	Special Repairs				111,807.14	
	230531303	Consumption of Stores/ Spares				231,288.35	
	230531501	General Repairs		25,692,236.64		24,707,502.48	
	230531801	General Repairs				187,600.00	
	230532001	General Repairs					
	230532003	Consumption of Stores/ Spares				36,363.79	
	230532402	Special Repairs				17,640.52	
	230532403	Consumption of Stores/ Spares				352,152.57	
	230532502	Special Repairs				64,830.59	
	230532503	Consumption of Stores/ Spares				61,302.53	
	230539901	General Repairs		35,665,827.17		106,158,879.17	
	230539902	Special Repairs				19,778.00	
	230539903	Consumption of Stores/ Spares		114,444,130.98		133,314,775.52	
	* (230-59)Rep & Maint Others			209,331,598.37		106,734,648.34	
	230590100	Rep & Maint-Furniture & Fixtures		4,831,387.00		4,488,119.00	
	230590200	Rep & Maint-Electric Installations		14,777,705.68		6,125,915.94	
	230590300	Rep & Maint-Electric Appliances		21,368,740.33		11,805,217.97	
	230590400	Rep & Maint-Office Equipmts		1,731,213.00		1,248,261.18	
	230590401	Rep & Maint-Computers & Other I T Equmts		4,807,230.38		2,764,619.69	
	230590500	Rep & Maint-Communication Equipmts		999,657.84		545,562.82	
	230590600	Rep & Maint-Other Equipmts		13,972,711.96		2,941,059.82	
	230590700	Rep & Maint-Plant & Machinery		6,609,041.47		4,454,848.12	
	230590900	Rep & Maint-Mechl & Electrical		1,348.32		1,995.00	
	230590901	Rep & Maint-A.C Units		36,375,778.63		26,077,861.99	
	230590902	Rep & Maint-Lifts		20,214,052.34		10,361,203.26	
	230590903	Ordinary Repairs		83,642,731.42		34,344,762.55	
	230590904	Special Repairs				1,575,221.00	
	* (230-80)Other Operating & maint Exp			2,350,394,238.62		2,263,436,615.18	
	230801601	Reimbsmt to Govt-police force employed		7,407,784.00		54,180,000.00	
	230801701	Remuneration to Training Faculties&Consu		622,613.50		60,738.00	
	230801702	Expenses-NRC Sponsorship		10,886.00		180,000.00	
	230801703	Course Conduction Expenditure		4,179.00			
	230801704	Trainee's Mess Charges		88,710.00		103,393.00	
	230801801	Housekeeping Expenses		1,878,084.90			
	230802100	Disaster Management Cell				46,067.00-	
	230802402	Commission charges to Collection Agency		102,522,703.00		26,770,892.00	
	230802901	Reimb of salary&Maint as per agreement		8,201,865.00		6,629,613.00	
	230802902	Reimb of conservatn/cleaning of artefact		1,313,365.00		3,737,721.00	
	230803001	Reference & Library books		101,032.74		485.55-	
	230803002	Periodicals		64,171.30		6,651.00	
	230803005	Scholarship to students in Mun high Schl		4,097.00			
	230803007	Out of pocket expenses-Camping		1,287,750.00		1,550,582.00	
	230803008	Tournament participation expenses				12,870.00-	
	230803010	Supply of midday snacks		57,822,604.59		134,655,188.86	
	230803011	Scholarship to students-primary Edu		4,906,825.00		661,250.00	
	230803012	Supply of milk		354,812,203.56		65,026,491.51	
	230803013	Incentive to girl students attending Mun		10,000.00		39,999,999.00	
	230803099	Miscellaneous		12,311,289.30		6,891,889.38	
	230803101	"Privatisation of Services-Sweeping, Clea"		37,969,489.92		33,483,558.00	
	230803103	Manning & Mopping		119,941,662.00		110,812,799.65	
	230803104	Tipping charges-Mun Solid Waste		3,013,703.10			
	230803105	"Tipping Chrgs-removal of debris, silt, c"		2,790,212.74			
	230803106	"Chrsgs-Collection, Transportation&Disposa"		32,098,939.26		31,794,537.34	

	230803107	Works frm pvt. Party		2,357,193.40		2,980,403.65	
	230803200	Transport Dept.		41,500.00		212,269.04	
	230803301	"Desilting exp.-Arch/Box Drain, Dhapa Dra"		352,284,352.27		470,804,307.67	
	230803302	Desilting Exp.-Talavas-Ganpaty immersn		2,605,723.85		3,211,775.36	
	230803401	Works form pvt. Parties		3,834,187.53		3,275,511.77	
	230803503	Desilting of Septic Tank		171,491,106.11		135,948,293.92	
	230803702	Revision of Development Plan		86,700.00			
	230803901	Sanitary&other arrangements in connectio		37,245.00		24,695.00	
	230804102	Colony Garden Maintenance Expenses		99,418.41		47,852.19	
	230804105	Transplantation of tree charges		26,191.44			
	230804106	Maintenance of existing trees through pv		56,919,104.54		5,897,717.00	
	230804107	Plantation&maintenance of existing trees		10,030,038.59			
	230804109	Mist irrigation System		3,776,531.54			
	230804110	Horticultural Exhibition		1,211,660.00		741,282.00	
	230804111	Labour & Supervision Charges		593,325.86		2,226,333.00	
	230804112	Water Pipeline maintenance expenses		1,373,707.80		5,683.00	
	230804115	"Public Edu, Seminars, Workshops, Incenti"		50,000.00			
	230804117	Repairs to Existing Nurseries		3,395,914.11			
	230804118	Censes Expenses		16,155,262.80		6,724,538.00	
	230804120	"Providing name & notice boards, etc."		295,056.00		235,187.39	
	230804121	"Horticulture Devmpmt., maintenance of ro"		19,501,111.86		16,088,848.47	
	230804122	Innovative activities		841,558.34		907,782.72	
	230804302	Removal of offal & Refuse		2,021,753.12		2,987,392.60	
	230804304	Other Operation & Maintenance		2,588,610.01			
	230804401	Rep & Maint of Traffic Amenities		79,218,369.08		194,376,895.91	
	230804403	Funning of Ferry Services				5,070,941.25	
	230804405	Upkeep of Public Monuments		319,780.00		70,000.00	
	230804601	Expd. on printing thru outside Agencies		3,482,498.57		5,219,876.64	
	230804701	Tipping BioMedicalWaste Chrgs-MunHosptls		10,361,443.41		10,885,986.00	
	230804702	Payment-Sterilization of Dogs		22,078,294.00		6,236,242.00	
	230804704	Vector & Pest Control Services		26,380,033.75		6,532,092.00	
	230804706	Annual Maintenance Charges		653,598.00		2,151,393.00	
	230804707	Maintenance & Service Expenses		13,964,712.10		10,438,851.71	
	230804708	Comprehensive Maintenance Expenses		44,394,693.02		31,929,091.37	
	230804709	Washing Charges		1,994,438.21		2,005,890.54	
	230804710	Research & Spl Investigation Expenses		197,644.00		99,067.50	
	230804711	Prov-Expenses to be incurred-Patients		154,500.00		130,730.00	
	230804712	Database / Records Maintenance Expenses		278,491.00		3,120.00	
	230804713	LPG Expenses		5,181,417.54		4,629,739.67	
	230804714	Milk Distribution Expenses		89,195.00			
	230804715	Milk & Food Samples Testing Charges		123,115.00		88,758.00	
	230804716	Full Fledged Epidemiological MIS				2,632,014.00	
	230804717	Incentives		4,397,773.00		3,311,858.00	
	230804718	Artificial Limbs		46,500.00		346,668.00	
	230804719	Housekeeping Expenses		6,736,908.36			
	230804720	Artf Limb Hand BC Pe		79,543.44			
	230804799	Miscellaneous		10,741.00		6,772.00	
	230804901	Contract Labour Charges		149,400.00		91,566.00	
	230809001	Aquatic Competition Expenses		3,500.00		1,000.00	
	230809901	Water Charges		38,026,735.00		45,056,774.00	
	230809902	Provision-Un-seen Expenses		690,034,691.91		763,027,341.62	
	230809903	Laboratory Testing Charges		1,234,799.74		288,192.00	
	* (510-599)	Corporator Fund					
	514040211	UnforseenExpConst211					
	514080193	UnforseenExpConst193					
	514090178	UnforseenExpConst178					
	514200137	UnforseenExpConst137					
	514210145	UnforseenExpConst145					
	514210148	UnforseenExpConst148					
	514220128	UnforseenExpConst128					
	524090175	UnforseenExpConst175					
	524090177	UnforseenExpConst177					
	524200138	UnforseenExpConst138					
	524210143	UnforseenExpConst143					
	534080188	UnforseenExpConst188					
	544150029	UnforseenExpConst29					
	544150030	UnforseenExpConst30					

	544150031	UnforseenExpConst31				
	554010226	UnforseenExpConst226				
	554020222	UnforseenExpConst222				
	554040214	UnforseenExpConst214				
	554050202	UnforseenExpConst202				
	554070174	UnforseenExpConst174				
	554080191	UnforseenExpConst191				
	554090185	UnforseenExpConst185				
	554100085	UnforseenExpConst85				
	554100086	UnforseenExpConst86				
	554100090	UnforseenExpConst90				
	554100091	UnforseenExpConst91				
	554110094	UnforseenExpConst94				
	554120067	UnforseenExpConst67				
	554120071	UnforseenExpConst71				
	554120074	UnforseenExpConst74				
	554120076	UnforseenExpConst76				
	554120077	UnforseenExpConst77				
	554120080	UnforseenExpConst80				
	554130059	UnforseenExpConst59				
	554130064	UnforseenExpConst64				
	554130065	UnforseenExpConst65				
	554140051	UnforseenExpConst51				
	554150039	UnforseenExpConst39				
	554150040	UnforseenExpConst40				
	554180011	UnforseenExpConst11				
	554180012	UnforseenExpConst12				
	554180015	UnforseenExpConst15				
	554180017	UnforseenExpConst17				
	554190158	UnforseenExpConst158				
	554190163	UnforseenExpConst163				
	554200139	UnforseenExpConst139				
	554200140	UnforseenExpConst140				
	554210142	UnforseenExpConst142				
	554210144	UnforseenExpConst144				
	554210149	UnforseenExpConst149				
	554220117	UnforseenExpConst117				
	554220118	UnforseenExpConst118				
	554220125	UnforseenExpConst125				
	554220127	UnforseenExpConst127				
	554230112	UnforseenExpConst112				
	554240098	UnforseenExpConst98				
	564040213	UnforseenExpConst213				
	564050204	UnforseenExpConst204				
	564050205	UnforseenExpConst205				
	564060195	UnforseenExpConst195				
	564060197	UnforseenExpConst197				
	564100088	UnforseenExpConst88				
	564130056	UnforseenExpConst56				
	564130062	UnforseenExpConst62				
	564140048	UnforseenExpConst48				
	564170001	UnforseenExpConst1				
	564170004	UnforseenExpConst4				
	564180013	UnforseenExpConst13				
	564180016	UnforseenExpConst16				
	564190159	UnforseenExpConst159				
	564200130	UnforseenExpConst130				
	564230114	UnforseenExpConst114				
	564230116	UnforseenExpConst116				
	564240100	UnforseenExpConst100				
	574010225	UnforseenExpConst225				
	574020221	UnforseenExpConst221				
	574030217	UnforseenExpConst217				
	574030219	UnforseenExpConst219				
	574040212	UnforseenExpConst212				
	574050203	UnforseenExpConst203				
	574050207	UnforseenExpConst207				

	574050209	UnforseenExpConst209				
	574060196	UnforseenExpConst196				
	574060198	UnforseenExpConst198				
	574060199	UnforseenExpConst199				
	574060200	UnforseenExpConst200				
	574060201	UnforseenExpConst201				
	574070165	UnforseenExpConst165				
	574070166	UnforseenExpConst166				
	574070167	UnforseenExpConst167				
	574070170	UnforseenExpConst170				
	574070173	UnforseenExpConst173				
	574080186	UnforseenExpConst186				
	574080189	UnforseenExpConst189				
	574080190	UnforseenExpConst190				
	574080192	UnforseenExpConst192				
	574080194	UnforseenExpConst194				
	574090176	UnforseenExpConst176				
	574090179	UnforseenExpConst179				
	574090181	UnforseenExpConst181				
	574090183	UnforseenExpConst183				
	574090184	UnforseenExpConst184				
	574100081	UnforseenExpConst81				
	574100082	UnforseenExpConst82				
	574100083	UnforseenExpConst83				
	574100087	UnforseenExpConst87				
	574100089	UnforseenExpConst89				
	574110092	UnforseenExpConst92				
	574110093	UnforseenExpConst93				
	574110096	UnforseenExpConst96				
	574110097	UnforseenExpConst97				
	574120068	UnforseenExpConst68				
	574120069	UnforseenExpConst69				
	574120072	UnforseenExpConst72				
	574120073	UnforseenExpConst73				
	574120075	UnforseenExpConst75				
	574120078	UnforseenExpConst78				
	574120079	UnforseenExpConst79				
	574130055	UnforseenExpConst55				
	574130057	UnforseenExpConst57				
	574130058	UnforseenExpConst58				
	574130063	UnforseenExpConst63				
	574140045	UnforseenExpConst45				
	574140046	UnforseenExpConst46				
	574140047	UnforseenExpConst47				
	574140049	UnforseenExpConst49				
	574140050	UnforseenExpConst50				
	574140052	UnforseenExpConst52				
	574150032	UnforseenExpConst32				
	574150033	UnforseenExpConst33				
	574150035	UnforseenExpConst35				
	574150037	UnforseenExpConst37				
	574150038	UnforseenExpConst38				
	574150043	UnforseenExpConst43				
	574160018	UnforseenExpConst18				
	574160019	UnforseenExpConst19				
	574160020	UnforseenExpConst20				
	574160021	UnforseenExpConst21				
	574160022	UnforseenExpConst22				
	574160023	UnforseenExpConst23				
	574160025	UnforseenExpConst25				
	574160027	UnforseenExpConst27				
	574160028	UnforseenExpConst28				
	574170002	UnforseenExpConst2				
	574170003	UnforseenExpConst3				
	574170006	UnforseenExpConst6				
	574170007	UnforseenExpConst7				
	574180008	UnforseenExpConst8				

	574180009	UnforseenExpConst9			
	574180010	UnforseenExpConst10			
	574180014	UnforseenExpConst14			
	574190150	UnforseenExpConst150			
	574190152	UnforseenExpConst152			
	574190153	UnforseenExpConst153			
	574190155	UnforseenExpConst155			
	574190156	UnforseenExpConst156			
	574190157	UnforseenExpConst157			
	574190160	UnforseenExpConst160			
	574190161	UnforseenExpConst161			
	574190162	UnforseenExpConst162			
	574200129	UnforseenExpConst129			
	574200133	UnforseenExpConst133			
	574200135	UnforseenExpConst135			
	574200136	UnforseenExpConst136			
	574210146	UnforseenExpConst146			
	574220120	UnforseenExpConst120			
	574220121	UnforseenExpConst121			
	574220122	UnforseenExpConst122			
	574220123	UnforseenExpConst123			
	574230104	UnforseenExpConst104			
	574230106	UnforseenExpConst106			
	574230107	UnforseenExpConst107			
	574230109	UnforseenExpConst109			
	574230113	UnforseenExpConst113			
	574240099	UnforseenExpConst99			
	574240101	UnforseenExpConst101			
	584010224	UnforseenExpConst224			
	584010227	UnforseenExpConst227			
	584020223	UnforseenExpConst223			
	584030218	UnforseenExpConst218			
	584030220	UnforseenExpConst220			
	584040210	UnforseenExpConst210			
	584040215	UnforseenExpConst215			
	584040216	UnforseenExpConst216			
	584050206	UnforseenExpConst206			
	584050208	UnforseenExpConst208			
	584070168	UnforseenExpConst168			
	584070169	UnforseenExpConst169			
	584070171	UnforseenExpConst171			
	584070172	UnforseenExpConst172			
	584080187	UnforseenExpConst187			
	584090180	UnforseenExpConst180			
	584090182	UnforseenExpConst182			
	584100084	UnforseenExpConst84			
	584110095	UnforseenExpConst95			
	584120066	UnforseenExpConst66			
	584120070	UnforseenExpConst70			
	584130053	UnforseenExpConst53			
	584130054	UnforseenExpConst54			
	584130060	UnforseenExpConst60			
	584130061	UnforseenExpConst61			
	584150034	UnforseenExpConst34			
	584150036	UnforseenExpConst36			
	584150041	UnforseenExpConst41			
	584150042	UnforseenExpConst42			
	584150044	UnforseenExpConst44			
	584160024	UnforseenExpConst24			
	584160026	UnforseenExpConst26			
	584170005	UnforseenExpConst5			
	584190151	UnforseenExpConst151			
	584190154	UnforseenExpConst154			
	584190164	UnforseenExpConst164			
	584200131	UnforseenExpConst131			
	584200132	UnforseenExpConst132			
	584200134	UnforseenExpConst134			

584200141	UnforeseenExpConst141			
584210147	UnforeseenExpConst147			
584220119	UnforeseenExpConst119			
584220124	UnforeseenExpConst124			
584220126	UnforeseenExpConst126			
584230105	UnforeseenExpConst105			
584230108	UnforeseenExpConst108			
584230110	UnforeseenExpConst110			
584230111	UnforeseenExpConst111			
584230115	UnforeseenExpConst115			
584240102	UnforeseenExpConst102			
584240103	UnforeseenExpConst103			
591000228	Unforeseen Exp I			
591000229	Unforeseen Exp II			
591000230	Unforeseen Exp III			
591000232	Unforeseen Exp V			
----- ----- -----				
** Total Operation & Maintainance Expenses		14,420,773,756.80	15,107,729,686.64	
----- ----- -----				

Note:Income &Expenditure From 01st of Apr 2008

MUNICIPAL CORPORATION OF GREATER MUMBAI

INCOME & EXPENDITURE SCHEDULE I-13:INTEREST & FINANCE CHRGS FOR THE PERIOD 2008

FOR BUSINESS AREA *

FOR FUND *

FOR FUNCTIONAL AREA *

Description	Current Year Amount (R)	Previous Year Amount (I)
* (240-20)Int-on Loans Frm State Govt	8,351,807.50	10,582,269.35
240200000 Interest on Loans frm State Govt.	8,351,807.50	10,582,269.35
* (240-30)Int-on Loans Frm Govt Bodi&ASSOS	1,473,359,052.39	2,082,448,662.89
240300100 Interest on BMC Loans	1,437,567,764.23	1,689,984,111.77
240300200 Interest on MMRDA Loan	5,881,387.48	163,694,832.11
240300201 Interest on BU DP Loan	4,672,290.39	5,806,852.81
240300300 Int MMRDA Loan-IIIA	479,679.75	162,251,321.71
240300400 Interest paid on Mega city Loan	37,480,065.00	71,659,056.00
240300500 Int pd bal MumbaiIII		10,947,511.51
* (240-40)Int-on Loans Frm Intl Agency	461,801,956.72	744,719,519.82
240400100 Interest on World Bank Loan	461,801,956.72	744,719,519.82
* (240-50)Int-on Loans Frm Banks&FIN Inst	51,434,478.41	87,367,056.00
240500100 Bank Interest	51,434,478.41	87,367,056.00
* (240-60)Other Interest	14,230,033.26	20,421,950.86
240600100 Interest on Public Bonds	13,099,728.26	16,961,343.86
240600200 Interest on Refund of Property Tax	1,130,305.00	3,460,607.00
* (240-70)Bank Charges	7,909,767.59	9,554,296.50
240700000 Bank Charges	1,220.00	
240700100 Bank Commission & Charges	8,022,590.59	9,663,100.50
240700200 Bank charges-dishonoured cheques	111,603.00	108,804.00
* (240-80)Other Finance Expenses	220,226.00	875,863,793.15
240800107 Dsc on Top up - Oct	174,990.00	
240800300 Miscellaneous Loan Charges	45,236.00	516,919.00
240800400 Equated payment-purchase of P&M		876,380,712.15
** Total Interest & Finance Charges	2,017,307,321.87	3,830,957,548.57

MUNICIPAL CORPORATION OF GREATER MUMBAI

INCOME & EXPENDITURE SCHEDULE I-14:PROGRAMME EXPENSES FOR THE year 2008

FOR BUSINESS AREA *

FOR FUND *

FOR FUNCTIONAL AREA *

Description	Current Year Amount (R)	Previous Year Amount (I)
* (250-10) Election Expenses	2,346,899.08	11,302,767.00
250100100 Expenditure on holding elections	2,151,779.08	7,156,294.00
250100200 Printing of Electoral Rolls		1,395,205.00
250100300 Printing of Ballot Papers		1,685,009.00
250100400 Vehicle Hire Charges		60,480.00
250100500 Contingencies	16,610.00	193,975.00
250100600 Establishment (Temporary)	178,510.00	1,199,754.00
* (250-20) Own Programme	658,993,355.58	500,913,918.36
250201501 Health Exhibitions	242,305.12	332,358.00
250201502 Cultural Activities	219,551.00	35,077.00
250201503 Other PRO related Programmes	740,306.00	424,179.28
250203000 Education Related Programmes	20,270,860.00	42,323.00
250203003 Awards to Teachers	339,097.00	250,000.00
250203011 Prizes to Healthy Child in Mun Schools	38,295.00	25,500.00
250203013 Training Courses-Teachers	370,816.00	403,032.00
250203014 Balkotsav	1,557,827.00	925,740.00
250203016 Training Camps/ Weekend Camps		31,699.00
250203017 Scouting related Rallies & Functions	1,415,042.50	1,224,843.00
250203018 Sports Events	25,926,296.89	4,064,334.00
250203019 Physical Training-Teachers	233,000.00	35,053.00
250203020 Road Safety Patrolling	1,569,208.00	20,736.00
250203021 Excursions	9,906,260.00	3,860,432.00
250203023 "Programmes, Exhibitions, Competitions, P"	2,094,639.00	1,251,036.49
250203024 Training Programmes	3,610.00	5,303.00
250203026 Craft Competitions	111,200.00	18,000.00
250203029 Institute of mathematics & science	7,022.50	46,138.00
250203031 Bus Fare to Students	528,354.00	
250203050 Parents Teachers Association Meeting Expenses	60,812.00	
250203101 Slum Adoption Programme	368,234,191.72	285,139,824.63
250203102 Zero Garbage Public Awareness Programme	6,459,190.33	5,850,007.66
250203104 Clean Area Scheme (Cleansing of Roads&Co	136,177,093.78	151,257,027.75
250203105 Clean & Healthy Dharavi Programme	6,881,276.74	4,564,040.17
250204701 Pulse Polio Immunisation Programme	75,621,146.00	41,296,750.38
** Total Programme Expenses	661,340,254.66	512,216,685.36

MUNICIPAL CORPORATION OF GREATER MUMBAI
INCO&EXP SCHED.I-15:REVENUE GRANTS,CONTRIBUTION&SUBSIDIES FOR THE YEAR 2008
FOR BUSINESS AREA *
FOR FUND *
FOR FUNCTIONAL AREA *

Description	Current Year Amount (R)	Previous Year Amount (R)
* (260-10)Grants [Give Details]	1,271,673,593.08	973,895,125.22
260100300 Grants to pvt. Primary aided Schools	838,836,804.00	678,139,118.50
260100400 Adhoc grants to Public Institutions (Dis	1,489,000.00	2,874,000.00
260100502 Grant to Nawroji Wadia Maternity Hosptl	79,488,442.00	19,774,186.00
260100503 Baijerbai Wadia Matern Hosptl-Children	173,262,884.00	66,081,380.00
260100504 The Children Aid Society	150,000.00	150,000.00
260100800 Grants-Pension & Gratuity Charges	123,645,029.00	145,531,856.00
260100900 Grant-Supply of Miday Snacks to Students	54,801,434.08	61,344,584.72
* (260-20)Contributions [Give Details]	30,787,594,934.67	27,737,964,467.01
260200103 Contribution to Improvement Schemes Fund	447,618,000.00	316,821,397.11
260200106 Contribution to Education Fund	1,119,045,000.00	775,855,000.00
260200108 Contribution to Tree Authority Fund	30,068,591.93	21,764,000.00
260200111 Spl Contrbn to Improvement Schemes Fund	239,173,260.28	189,213,231.46
260200112 Spl Contribution to Slum Clearance Fund	13,975,602.32	15,334,483.23
260200113 Spl Contrbn to Slum Improvement Fund	1,205,354,010.08	2,079,363,360.47
260200114 Special Contribution to Education Fund	4,193,543,172.42	3,322,546,240.49
260200117 Contribution to Provident Fund	14,026,794.00	15,636,867.00
260200118 Contribution to Pension Fund	7,014,354,772.33	6,630,373,658.15
260200119 Special Contribution to Pension Fund	2,322,000,000.00	2,322,000,000.00
260200203 Contribution to Contingent Fund	1,159,272,313.75	244,367,000.00
260200207 Contribution to Gratuities Fund	509,035,517.29	312,353,445.10
260200216 Contrbn to Devpmt. Fund-u/s 124J of the	1,155,343,292.00	917,598,796.00
260200220 Contribution to Assets Replacement Fund	6,010,000,000.00	7,500,000,000.00
260200221 Contrbn to Land Acquisition & Development		490,000,000.00
260200227 Contrbn to Pri Schl Bldg Mainten Fund		1,000,000,000.00
260200228 Contribution to Depreciation Fund	1,500,607,523.27	
260200230 Contribution to Sinking Fund	650,687,222.00	787,571,901.00
260200232 Contrbn to Development Fund-DCR 64 (b)	643,430,000.00	537,112,000.00
260200233 Contribution to Tax Payers Welfare Fund	160,000,000.00	160,000,000.00
260200234 Contribution to 0.33 FSI Special Fund	2,300,000,000.00	
260200301 Contrbn to Govt. on acct of trail of Mun	59,863.00	53,087.00
260200307 Contrbn to Bldg repairs&reconstruction b	100,000,000.00	100,000,000.00
** Total Rev Grants,Contri & Subsidies	32,059,268,527.75	28,711,859,592.23

MUNICIPAL CORPORATION OF GREATER MUMBAI
 INCO&EXP SCHEDULE I-16:PROVISIONS AND WRITE OFF FOR THE YEAR 2008
 FOR BUSINESS AREA *
 FOR FUND *
 FOR FUNCTIONAL AREA *

Description	Current Year Amount(R)	Previous Year Amount(
* (270-10)Provisions for Doubtful receivab	3,100,000,000.00	600,000,000.00
270000000 Provisions & Write off	3,100,000,000.00	600,000,000.00
* (270-50)Miscellaneous Expe written off		73,091,516.90
270500200 Amortisation of extra-ordinary losses		73,091,516.90
** Total Provisions & Written Off	3,100,000,000.00	673,091,516.90

MUNICIPAL CORPORATION OF GREATER MUMBAI

INCOME & EXPENDITURE SCHEDULE I-17A: DEPRECIATION & OTHERS FOR THE YEAR 2008

FOR BUSINESS AREA *

FOR FUND *

Functional Area *

Description	Current Year Amount (R)	Previous Year Amount (I)
** Depreciation	1,870,832,244.58	1,309,163,898.16
27200000 Depreciation	2,350,284.63	607,523.27
27220000 Buildings	45,426,786.74	123,211.53
27230000 Roads & Bridges	35,700,133.55	97,401.06
27231000 Sewerage & Drainage	104,510,985.50	285,186.11
27231020 Branch Sewers	21,254.95	
27231040 Sewage Pumping Mains	220,083.89	459.69
27231050 "Arch Drain, Major Nallas, River"	663,754.96	1,650.36
27231060 Pipe, Dhapa,Rd Drain	47,859,625.31	131,015.55
27232000 Waterways	84,733,176.10	232,754.53
27232010 Dams	14,798,139.26	40,314.68
27232020 Tunnels	3,108,122.53	8,480.23
27232030 Reservoirs	3,146,520.03	8,056.94
27232040 Transmission/ Trunk (Mains)	214,762.88	532.31
27232050 Distribution & Regulation System	15,268,390.04	998,354.25
27232060 Instrumentation & Control System	859,964.01	2,349.62
27232070 Meters	233,587.07	407.10
27233000 Public Lighting	237,830.08	647.92
27240000 Plant & Machinery	80,619,325.04	27,964,632.85
27250000 Vehicles	40,147,830.57	18,368,600.40
27260000 Office & Other Equipmts	100,324,682.64	587,578.60
27270000 Furn,Fitting&Electri	53,886,159.45	3,222,669.24
27280000 Other Fixed Assets	33,837,233.76	21,794,900.55
27299999 Temp Depreciation	1,207,364,180.85	1,235,902,217.91
*** Total Depreciation&OTHERS	1,870,832,244.58	1,309,163,898.16

MUNICIPAL CORPORATION OF GREATER MUMBAI

INCOME & EXPENDITURE SCHEDULE I-18:PRIOR PERIOD ITEMS FOR THE YEAR 2008

FOR BUSINESS AREA *

FOR FUND *

FOR FUNCTIONAL AREA *

Description	Current Year Amount (R)	Previous Year Amount (I)
* (280-10)Taxes	1,416,663,220.00	293,394,881.00
280100100 Prior Period Income-General Tax	342,101,098.00	83,220,246.00
280100200 Prior Period Income-Water Tax	51,569,085.00	14,688,961.00
280100300 Prior Period Income-Water Benefit Tax	309,639,984.00	57,403,485.00
280100400 Prior Period Income-Sewerage Tax	126,785,714.00	800,332.00
280100500 Prior Period Income-Sewerage Benefit Tax	184,494,567.00	36,511,364.00
280100600 Prior Period Income-Education Tax	13,119,745.00	38,889,487.00
280100900 Prior Period Income-Fire Tax	61,354,256.00	14,212,058.00
280101000 Prior Period Income-Street Tax	16,732,048.00	47,667,863.00
280101200 Prior Period Income-Tree Cess	310,866,723.00	1,601,749.00
* (280-20)Other Revenues		1,044,612,598.57
280209900 Prior Period Income-Misc Rev.s		1,044,612,598.57
** Sub Total Income (A)	1,416,663,220.00	1,338,007,479.57
* (280-50)Refund of Taxes	834,880,059.00	954,968,723.00
280500100 Prior Period Exp-Tax Rem&Ref-General Tax	14,135,371.00	
280500200 Prior Period Exp.-Tax Rem&Ref-Water Tax	9,029,452.00	
280500300 Prior Period exp.-Tax Rem&Ref-Water Bene	13,849,091.00	
280500400 Prior Period Exp.-Tax Rem&Ref-Sewer Tax	23,248,571.00	
280500500 Prior Period exp.-Tax Rem&Ref-Sewerage B	5,592,383.00	
280500700 Prior Period Exp.-Tax Rem & Ref-Edu Tax	5,830,997.00	
280500800 Prior Period Exp.-Tax Rem&Ref-Tree Cess	263,427.00	
280501000 Prior Period Expense-Tax Rem& Ref-Octroi	755,122,500.00	954,968,723.00
280501100 Prior Period Exp.-Tax Rem&Ref-Street Tax	7,808,267.00	
* (280-60)Refund of Other Revenues	59,071,258.64	190,196.00
280600500 Prior Period exp.-Water Chrgs by Measure	212,297.00	
280600700 Prior Period exp.-Sewerage Chrgs by Meas	6,375,799.00	
280600910 Refund of Other Revenue / Miscellaneous	52,483,162.64	190,196.00
* (280-80)Other Expenses	1,343.36	
280800700 Prior Period-Miscellaneous Expenses	1,343.36	
** Sub Total Expenses (B)	893,952,661.00	955,158,919.00
*** Total Prior Period (Net) (A-B)	522,710,559.00	382,848,560.57

MUNICIPAL CORPORATION OF GREATER MUMBAI
 INCOME & EXPENDITURE SCHEDULE I-18A:TRANSFER TO RESERVE FUND FOR THE YEAR 2008
 FOR BUSINESS AREA *
 FOR FUND *
 FOR FUNCTIONAL AREA *

Description	Current Year Amount (R)	Previous Year Amount (I)
** Transfer to Reserve Funds	43,661,500,924.04-	37,451,969,102.23-
* Transfer to Reserve Funds	43,661,500,924.04-	37,451,969,102.23-
290000100 Transfer to Capital Account	22,550,000,000.00-	10,126,000,000.00-
290000101 Oblig40%Contrcapital	3,207,618,652.66-	1,045,500,956.83-
290000103 Addinl Contr-cap exp	5,273,576,543.05-	2,925,650,976.77-
290000104 Appropriation-future debts	250,000,000.00-	250,000,000.00-
290000105 Repayment of loan	892,825,039.00-	807,703,272.00-
290000200 Transfer to Accumulated surplus	820,283,421.01-	144,001,822.31-
290000999 Excess of Income over Expenditure	10,667,197,268.32-	22,153,112,074.32-
*** Total Transfer To Reserve Fund	43,661,500,924.04-	37,451,969,102.23-